

DELAWARE RIVER PORT AUTHORITY

BOARD MEETING



Wednesday, August 21, 2024
9:00 a.m.

One Port Center
11th Floor Board Room
Camden, NJ

John T. Hanson, Chief Executive Officer



DRPA BOARD

**DELAWARE RIVER PORT AUTHORITY
BOARD MEETING**

**Wednesday, August 21, 2024 at 9:00 a.m.
One Port Center
2 Riverside Drive
Camden, New Jersey**

ORDER OF BUSINESS

1. Pledge of Allegiance
2. Call to Order/Roll Call
3. Public Comment
4. Report of the CEO
5. Report of the CFO
6. Approval of July 17, 2024 DRPA Board Meeting Minutes
7. Monthly List of Previously Approved Payments – July 2024
8. Monthly List of Previously Approved Purchase Orders and Contracts – July 2024
9. Approval of Operations & Maintenance Committee Meeting Minutes – August 6, 2024
10. Adoption of Resolutions Approved by Operations & Maintenance Committee – August 6, 2024
 - DRPA-24-074 e-Builder License Renewal 2024-2025
 - DRPA-24-075 TUV Tunnel Wash Down Arch
11. Citizens Advisory Committee Report
12. Unfinished Business
13. New Business
 - DRPA-24-076 Consideration of Pending DRPA Contracts
(Between \$25,000 and \$100,000)
14. Adjournment

CEO REPORT



Report of the Chief Executive Officer

August 21, 2024

Board of Commissioners
 Delaware River Port Authority of Pennsylvania and New Jersey
 One Port Center
 2 Riverside Drive
 Camden, New Jersey 08101-1949

To the Commissioners:

The following is a summary of recent DRPA activities. The appropriate reports are attached.

AROUND THE AUTHORITY

Summer Intern Program

As we reach the conclusion of the 2024 Summer Intern Program, we reflect on the incredible journey our interns have undertaken.

The interns were surveyed three times throughout the summer to gather feedback on their experience and identify areas for improvement. These surveys included a baseline at the start, a mid-summer check-in, and a final survey at the end of their internship. We have already

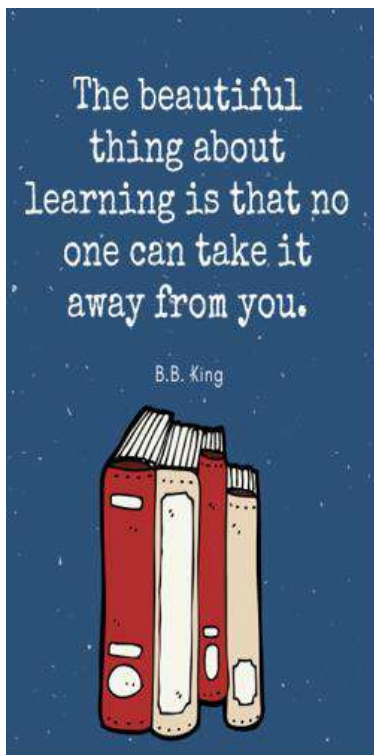


used insights from the first survey to enhance our onboarding process for next year. The final survey asked about the overall program and how we can improve the experience for future interns. Specifically, we asked for their thoughts on their hands-on experience, professional development, networking opportunities, and the competitiveness of the pay rate.

Most of our interns will be wrapping up their time with us in the next couple of weeks and will soon be heading back to their campuses as the program concludes on August 30th.

As they journey back to their respective colleges and universities, we hope their time here at the Authority was both meaningful and rewarding. We are deeply grateful for their contributions and hope they gained as much from this experience as we did from them.

We extend our heartfelt thanks to our interns for their hard work, enthusiasm, and dedication and wish them the best of luck in the future!



SERVICE

DRPA and Partners Launch Campaign to Promote Responsible Driving Ahead of Labor Day

On August 15, the Delaware River Port Authority (DRPA) Police Department, along with local law enforcement and advocacy groups, gathered at the Walt Whitman Bridge in Philadelphia to promote responsible driving as Labor Day approaches. The event featured partners including PennDOT, Pennsylvania State Police, New Jersey State Police, Delaware State Police, the Pennsylvania DUI Association, Mothers Against Drunk Driving, and AAA Mid-Atlantic, as well as victim advocates.



The DRPA is committed to collaborating with these agencies in support of the “Drive Sober or Get Pulled Over” campaign. This unified effort aims to educate drivers about the risks of impaired driving and to reduce crashes and fatalities associated with it through proactive messaging and active enforcement.

COMMUNITY

Cyclists Pedal the Ben for a Good Cause

On Sunday, July 21, the Ben Franklin Bridge welcomed nearly 2,300 cyclists for the 37th Annual Ben to The Shore Bike Tour.

This charitable event successfully raised more than \$1.4 million to benefit the Families Behind the Badge Children’s Foundation. For over two decades, this event has been a cherished tradition, starting in Philadelphia and concluding in Atlantic City, with proceeds going to support law enforcement charities and the families of police officers and firefighters across the region.



Ensuring riders can safely and successfully cross the Bridge requires extensive planning and teamwork. We extend a sincere thank you to our Bridge Operations, Public Safety, Corporate Communications, and Community Relations teams for their exceptional efforts to support this community event.

DRPA Police and Elks Lodge Team Up to Support Angels Community Outreach with Generous Donation



On July 27, Sgt. Hoagland, Officer J. Smith, and Officer Waters from the DRPA Police Department, along with members of the Elks Lodge #2708 in Deptford, NJ, made a generous donation of infant toys, food, and home and health care items to Angels Community Outreach in Pitman, NJ.

Angels Community

Outreach is an organization dedicated to supporting those in need. They provide clothing, toiletries, food, and other essentials at no cost to individuals and families facing financial hardship. Their mission is to address basic human needs while promoting dignity and hope. Additionally, they organize social activities and holiday events for children in need, spreading joy and community spirit.



The collaboration exemplifies the power of community partnerships in making a meaningful difference.

Special Ben Franklin Bridge Lightings

As part of our community stewardship with regional tri-state nonprofits (PA, NJ, & DE), we are pleased to provide special lighting on the Benjamin Franklin Bridge for the following occasions from August 1-31, 2024.


- **External Lightings:**
 - August 13: Making Strides Walk (American Cancer Society) – Pink
 - August 23: Ukrainian Independence Day – Yellow
 - August 24: Light Up Amber, Appendix Cancer PMP Research (ACPMP) – Yellow & Orange
 -
- **Internal Lightings:**
 - August 31: International Overdose Awareness Day - Purple



For a list of Bridge and Finance actions, see Attachment 1
For a list of Personnel Actions, see Attachment 2
For a list of Contracts and Purchases, see Attachment 3
For the Affirmative Action Report, see Attachment 4
For a list of Legal Statistics, see Attachment 5

PATCO

**For PATCO Ridership and Financial Information,
See the General Manager's Report in the PATCO section.
Attached are reports from the appropriate departments.**

Respectfully Submitted,

John T. Hanson
Chief Executive Officer

REPORT OF THE CHIEF EXECUTIVE OFFICER
ATTACHMENT 1
BRIDGE AND FINANCE



Activity for the Month of July 2024

Calls for Service: 6,418	Total Arrests: 128	Adults: 128	Juv.: 0	CDS Arrests: 4	DWI Arrests: 18	
Arrests: CBB: 2	BFB: 31	PATCO: 89	BRB: 2	WWB: 4	Arrests NJ: 116	Arrests PA: 12
Reportable Accidents:	CBB: 11	BFB: 13	PATCO: 4	BRB: 3	WWB: 8	
Non Reportable Accidents:	CBB: 3	BFB: 18	PATCO: 3	BRB: 1	WWB: 18	
Accident with Injuries:	CBB: 3	BFB: 14	PATCO: 0	BRB: 1	WWB: 9	

Incident Type	BLANK = 0	CBB	BFB	PATCO	BRB	WWB	Total
26 Assist-Routine PD Backup		171	576	352	150	418	1,667
33 MV Stop		227	308	12	251	401	1,199
35X Motorist/Patron Aid		47	116	208	55	89	515
86 Removal			45	462	1	2	510
25 Escort		219	52		25	192	488
47 Disabled MV		83	75		56	173	387
46 Construction/Trades Backup		53	132	1	37	38	261
96 Slow Traffic		19	27		23	95	164
84 Check On Subject Well-being		3	16	96	1	7	123
91 Ped Investigation/Stop		1		119			120
90 Other PD Assist		12	28	37	8	23	108
79 Roadway Hazard/Station Hazard		30	20	14	20	15	99
25EZ Easy Pass Redirect		5	13		3	74	95
25X Insufficient Funds		4	11	7	5	60	87
90M OPDA Medical			3	50			53
33C CV Stop			5		4	40	49
78X Toll Evasion/TOS		4	9	19	7	2	41
78 Toll Dispute		10	5	2	4	18	39
91R Ped in Road/Tolls		7	14		4	13	38
17X Open/Secured Property			24	10			34
29 Alarm Activation			3	20	3		26
25R Revenue Escort			7		1	12	20
341F Property Found			3	15		1	19
71D Disturbance			2	16			18
52 Erratic Driver/Unfit Motorist		4	4		1	9	18
81 General Complaint			2	13		1	16
38 Transport Courtesy			5	2	2	7	16
101 BOLO		2	7	2	1	4	16



Activity for the Month of July 2024

Calls for Service: 6,418	Total Arrests: 128	Adults: 128	Juv.: 0	CDS Arrests: 4	DWI Arrests: 18
Arrests: CBB: 2	BFB: 31	PATCO: 89	BRB: 2	WWB: 4	Arrests NJ: 116
Arrests PA: 12					
Reportable Accidents:	CBB: 11	BFB: 13	PATCO: 4	BRB: 3	WWB: 8
Non Reportable Accidents:	CBB: 3	BFB: 18	PATCO: 3	BRB: 1	WWB: 18
Accident with Injuries:	CBB: 3	BFB: 14	PATCO: 0	BRB: 1	WWB: 9

Incident Type	BLANK = 0	CBB	BFB	PATCO	BRB	WWB	Total
8 911 Hang Up/Mis-Dial			2	11	1		14
12 Suspicious Person/Activity/Event			3	8		2	13
88X Parking Viol./Compl.				12			12
56 Med Emerg/Injury Report				7	1	4	12
341L Property Lost				11		1	12
101S BOLO Suicidal			9			3	12
25T Fare Problem		1	3	3		3	10
87 Trespassing			5	1		3	9
70 Animal Complaint		1	1	2		3	7
310 Bridge Damage/PATCO Damage		2	2	1		2	7
83 Counterfeit		2	1		1	2	6
69 Juvenile Complaint				6			6
67 EDP (Emotionally Disturbed Person)				4		2	6
91T Ped in Tracks				5			5
71X Harassment/Threats				5			5
64 Larceny/Theft			2	3			5
79X Debris Strike		2	1		1		4
34 Suspicious Vehicle			1	3			4
12U Unattended Package				4			4
98 Panhandling/Soliciting				3			3
71 Fight				3			3
65 Vandalism/Criminal Mischief			2	1			3
53 Abandoned Vehicle		1	1		1		3
313 Complaint Against Police			1	2			3
TRN Train Problem Equipment/Mechanical				2			2
97 Traffic Pattern Adjust						2	2
94 Police Presence				2			2
79T Tracks Hazard				2			2



Activity for the Month of July 2024

Calls for Service: 6,418 Total Arrests: 128 Adults: 128 Juv.: 0 CDS Arrests: 4 DWI Arrests: 18
Arrests: CBB: 2 BFB: 31 PATCO: 89 BRB: 2 WWB:4 Arrests NJ: 116 Arrests PA: 12
Reportable Accidents: CBB: 11 BFB: 13 PATCO: 4 BRB: 3 WWB:8
Non Reportable Accidents: CBB: 3 BFB: 18 PATCO: 3 BRB: 1 WWB:18
Accident with Injuries: CBB: 3 BFB: 14 PATCO: 0 BRB: 1 WWB:9

Incident Type	BLANK = 0	CBB	BFB	PATCO	BRB	WWB	Total
74 Suicide Attempt			2				2
90A ALCO OPDA			1				1
85X Assault						1	1
85 Past Assault				1			1
77 Domestic				1			1
76 Missing Person				1			1
73 Shooting/Gun Shots			1				1
71R Road Rage		1					1
65U Urinating/Defecating				1			1
63 Narcotics Offense				1			1
56S Slip/Fall				1			1
49 Investigate Location Conditions			1				1
39 Warrant Service				1			1
14 Intoxicated Subject				1			1
102 BOLO Recovered			1				1

FINANCE

REVENUE AUDIT

Reported traffic and revenue for all four DRPA bridges for the month of May 2024:

	<u>2023</u>	<u>2024</u>
Cash Revenue	\$5,984,330.54	\$5,885,062.53
ETC Revenue	\$21,746,390.16	\$22,598,257.13
Total Revenue	\$27,730,720.70	\$28,483,319.66
Non ETC Traffic	1,121,126	1,097,790
ETC Traffic	3,203,674	3,327,676
Total Traffic	4,324,800	4,425,466

**DELAWARE RIVER PORT AUTHORITY
TRAFFIC & BRIDGE TOLL FIGURES
FOR THE PERIODS INDICATED**

Attachment 1

	MONTH OF MAY				TRAFFIC		BRIDGE TOLLS	
	-----2024-----		-----2023-----		INC/(DEC)		INC/(DEC)	
	TRAFFIC	TOLLS	TRAFFIC	TOLLS	%	AMOUNT	%	AMOUNT
BEN FRANKLIN	1,500,347	\$8,715,920.71	1,567,974	\$9,124,008.58	-4.31	(67,627)	-4.47	(\$408,087.87)
WALT WHITMAN	1,717,462	10,793,024.17	1,724,366	10,874,371.55	-0.40	(6,904)	-0.75	(81,347.38)
COMMODORE BARRY	679,749	5,524,404.58	681,136	5,467,134.97	-0.20	(1,387)	1.05	57,269.61
BETSY ROSS	527,908	3,449,972.20	351,324	2,265,207.60	50.26	176,584	52.30	1,184,764.60
	<u>4,425,466</u>	<u>\$28,483,321.66</u>	<u>4,324,800</u>	<u>\$27,730,722.70</u>	<u>2.33</u>	<u>100,666</u>	<u>2.71</u>	<u>\$752,598.96</u>
AVERAGE TOLL		\$6.44		\$6.41				

	YEAR TO DATE				TRAFFIC		BRIDGE TOLLS	
	1/1/24 TO 5/31/24		1/1/23 TO 5/31/23		INC/(DEC)		INC/(DEC)	
	TRAFFIC	TOLLS	TRAFFIC	TOLLS	%	AMOUNT	%	AMOUNT
BEN FRANKLIN	6,893,430	\$39,945,311.18	7,312,059	\$42,553,520.91	-5.73	(418,629)	-6.13	(\$2,608,209.73)
WALT WHITMAN	7,797,228	\$49,302,273.06	8,012,285	\$50,944,223.02	-2.68	(215,057)	-3.22	(1,641,949.96)
COMMODORE BARRY	2,974,585	\$24,843,352.91	2,920,284	\$24,076,807.06	1.86	54,301	3.18	766,545.85
BETSY ROSS	2,472,442	\$16,093,229.45	1,682,982	\$10,824,184.95	46.91	789,460	48.68	5,269,044.50
TOTALS	<u>20,137,685</u>	<u>\$130,184,166.60</u>	<u>19,927,610</u>	<u>\$128,398,735.94</u>	<u>1.05</u>	<u>210,075</u>	<u>1.39</u>	<u>\$1,785,430.66</u>
AVERAGE TOLL		\$6.46		\$6.44				

Note: New Toll Schedule Went Into Effect July 1st, 2011.

REPORT OF THE CHIEF EXECUTIVE OFFICER
ATTACHMENT 2
PERSONNEL ACTIONS

**DELAWARE RIVER PORT AUTHORITY
 ACTIONS OF THE CHIEF EXECUTIVE OFFICER
 COMMISSION MEETING AUGUST 21, 2024
 ARTICLE XII-A
 ATTACHMENT 2
 PERSONNEL**

TEMPORARY APPOINTMENT – None

NEW HIRES (APPOINTMENTS)

Nickolas G. Papaioannou NJ	Manager, Accounting Finance Accounting	07/08/24
Lugene Longa NJ	Data Management Coordinator Operations Division Office of the Bridge Director - BRB	07/08/24
LaWanda Nettles NJ	Data Management Coordinator Operations Division Office of the Bridge Director - WWB	07/08/24
Cynthia L. Stinger NJ	Administrative Coordinator (3) Operations Division Office of the COO	07/08/24
Roseann DeMayo NJ	Toll Collector Operations Division Toll – WWB	07/08/24
Victor L. Soltero NJ	Police Officer Public Safety Division Public Safety – Administration	07/19/24
Alexander G. Myers PA	Police Officer Public Safety Division Public Safety – Administration	07/19/24
Sha’Kir T. Hollingsworth NJ	Police Officer Public Safety Division Public Safety – Administration	07/19/24
Naaz M. Seawright PA	Police Officer Public Safety Division Public Safety – Administration	07/19/24
Matthew H. Wolf NJ	Police Officer Public Safety Division Public Safety – Administration	07/19/24

TEMPORARY ASSIGNMENT TO HIGHER CLASSIFICATION

Edward S. Prescott NJ	From: Maintenance Foreman Operations Division Maintenance – BRB	To: Acting Construction & Maintenance Manager Operations Division Office the Bridge Director – BRB Eff: 07/03/24 to 07/09/24
Keith D. Linker PA	From: Maintenance Technician Operations Division Maintenance – BRB	To: Acting Maintenance Foreman Operations Division Maintenance – BRB Eff: 07/03/24 to 07/09/24
Michael T. Christie PA	From: Construction & Maintenance Manager Operations Division Office the Bridge Director – WWB	To: Acting Bridge Director, WWB & CBB Operations Division Office the Bridge Director – WWB Eff: 07/06/24 to 08/09/24
David M. Longa NJ	From: Electrical Foreman Operations Division Electrical – WWB	To: Acting Construction & Maintenance Manager Operations Division Office the Bridge Director – WWB Eff: 07/06/24 to 08/09/24
Josph M. Maroccia NJ	From: Electrical Technician Operations Division Electrical – WWB	To: Acting Electrical Foreman Operations Division Electrical – WWB Eff: 07/06/24 to 08/09/24
Dominique H. Carter PA	From: Toll Collector Operations Division Toll – BFB	To: Acting Plaza Supervisor Operations Division Toll – BFB Eff: 07/06/24 to 08/30/24
Joseph A. Zaugg NJ	From: Maintenance Technician Operations Division Maintenance – BFB	To: Acting Maintenance Foreman Operations Division Maintenance – BFB Eff: 07/20/24 to 09/13/24
Josph M. Maroccia NJ	From: Electrical Technician Operations Division Electrical – WWB	To: Acting Electrical Foreman Operations Division Electrical – WWB Eff: 07/06/24 to 08/09/24

TEMPORARY ASSIGNMENT TO HIGHER CLASSIFICATION - Continued

Edward C. Smith NJ	From: Electrical Technician Operations Division Electrical – CBB	To: Acting Electrical Foreman Operations Division Electrical – CBB Eff: 07/20/24 to 0726/24
-----------------------	--	--

William J. Stricker NJ	From: Construction & Maintenance Manager Operations Division Office the Bridge Director – BFB	To: Acting Bridge Director, BFB & BRB Operations Division Office the Bridge Director – BFB Eff: 07/27/24 to 08/03/24
---------------------------	---	---

Gary W. Thorpe NJ	From: Auto Technician Operations Division Fleet – BFB	To: Acting Fleet Foreman Operations Division Fleet – BFB Eff: 07/27/24 to 08/09/24
----------------------	---	---

PROMOTIONS

Logan M. Laughlin NJ	From: Police Officer Public Safety Division Public Safety – Transit Unit	To: Corporal of Police Public Safety Division Public Safety – Transit Unit Eff: 07/08/24
-------------------------	--	---

TITLE & DEPARTMENTAL CHANGES

Jesse C. Perez NJ	From: Corporal of Police Public Safety Division Public Safety – Transit Unit	To: Police Officer Public Safety Division Public Safety – BFB Eff: 07/06/24
----------------------	--	--

UPGRADE (GRADE CHANGE) - None

INTERAGENCY PROMOTION to PATCO - from DRPA - None

INTERAGENCY PROMOTION to DRPA - from PATCO - None

INTERAGENCY TRANSFERS to PATCO - from DRPA - None

INTERAGENCY TRANSFERS to DRPA - from PATCO - None

TRANSFERS - DEPARTMENTAL - None

RETIREMENTS

Joseph W. Rihs <u>PA</u>	Maintenance Technician Operations Division Maintenance – BRB	07/26/24
-----------------------------	--	----------

RESIGNATIONS

Emily A. Zadroga-Murtha <u>NJ</u>	Police Officer Public Safety Division Public Safety – Transit Unit	07/07/24
--------------------------------------	--	----------

William T. Eisler, III <u>NJ</u>	Police Officer Public Safety Division Public Safety – Transit Unit	07/07/24
-------------------------------------	--	----------

Michael P. Drumm <u>NJ</u>	Manager, Grants Administration Executive Division Grants Administration	07/12/24
-------------------------------	--	----------

Alexander G. Myers <u>PA</u>	Police Officer Public Safety Division Public Safety – Administration	07/25/24
---------------------------------	--	----------

LAYOFFS (INVOLUNTARY) - None

DECEASED - None

RESOLUTION

WHEREAS, *JOSEPH W. RIEHS has faithfully served the Delaware River Port Authority for TWENTY years in a conscientious and reliable manner, and*

WHEREAS, *JOSEPH W. RIEHS wishes to accept retirement effective July 26, 2024 under the provisions of his employment benefits; now therefore,*

BE IT RESOLVED: *That, the Commissioners of the Delaware River Port Authority accept your retirement request from your position, Maintenance Technician, and concurrently extend sincere best wishes for a long, healthy and happy future, and*

BE IT FURTHER RESOLVED: *That a copy of the foregoing resolution be suitably prepared and forwarded to JOSEPH W. RIEHS.*

RESOLUTION

WHEREAS, *WILLIAM F. PARIS has faithfully served the Port Authority Transit Corporation for THIRTY-FIVE years in a conscientious and reliable manner, and*

WHEREAS, *WILLIAM F. PARIS wishes to accept retirement effective July 17, 2024 under the provisions of his employment benefits; now therefore,*

BE IT RESOLVED: *That, the Commissioners of the Delaware River Port Authority accept your retirement request from your position, Mechanical & Structural Technician, and concurrently extend sincere best wishes for a long, healthy and happy future, and*

BE IT FURTHER RESOLVED: *That a copy of the foregoing resolution be suitably prepared and forwarded to WILLIAM F. PARIS.*

REPORT OF THE CHIEF EXECUTIVE OFFICER
ATTACHMENT 3
CONTRACTS AND PURCHASES

MONTHLY REPORT
GENERAL PROCUREMENT ACTIVITY

During the month of July there were 57 Purchase Orders awarded totaling \$782,269.04.

Approximately 6.84% or \$53,536.41 of the monthly dollar total was made available to MBE's and WBE's, representing 35.09% or 20 of the monthly total number of Purchase Orders.

Of the total monthly procurement available to MBE's and WBE's, approximately 55.06% or \$29,479.43 was awarded to MBE's and approximately 43.68% or \$23,382.10 was awarded to WBE's.

Of the total number of Purchase Orders available to MBE's and WBE's, approximately 25.00% or 5 Purchase Orders were awarded to MBE's and approximately 70.00% or 14 Purchase Orders were awarded to WBE's.

**ARTICLE XII-C, SECTION 5
SUMMARY OF AUTHORIZED CONTRACT AND ENGINEERING PAYMENTS
BRIDGES AND PATCO SYSTEM (AS OF 7/31/2024)
Board Date: August 21, 2024**

<i>Resolution #</i>	<i>Contract/Engineer</i>	<i>Contract Amount</i>	<i>Completed Work (Billed) Percent</i>	<i>Amount</i>	<i>Retained Amount</i>	<i>Prior Payments</i>	<i>Invoice No.</i>	<i>Amount</i>
AECOM								
(DRPA-16-002)	CBB Painting - Design Services	\$ 2,359,293	97.3%	\$ 2,296,618	\$ 101,473	\$ 2,088,470	62	\$ 106,675
(DRPA-18-031)	BRB Maintenance Painting & Steel Repairs - Design	1,164,356	86.2%	1,003,176	5,642	996,378	56	1,155
(DRPA-22-003)	BFB Main Cable Dehumidification - CMS	3,988,270	92.9%	3,704,698	279,469	3,380,138	52	45,091
(DRPA-24-016)	2024 Biennial Inspection - Betsy Ross Bridge	924,000	3.5%	32,436	2,949	-	1	29,487
Allied Painting, Inc.								
(DRPA-23-001)	BRB Painting & Steel Repairs Thru Truss & PA Approach Spans	84,752,658	28.8%	24,431,978	2,443,198	18,239,415	11-12	3,749,365
A.P. Construction, Inc.								
(DRPA-23-086)	Woodcrest Station Platform Rehabilitation	22,835,000	64.6%	350,244	35,024	-	1	315,220
Atane Engineers, Architects and Land Surveyors, PC								
(DRPA-24-013)	2024 Biennial Inspection - Ben Franklin Bridge	1,065,000	10.7%	114,416	8,631	-	1	105,785
(DRPA-22-016)	2022 Biennial Inspection - Walt Whitman Bridge	1,477,129	85.7%	1,265,435	-	1,190,479	25	74,955
Burns Engineering, Inc.								
(DRPA-22-039)	PATCO Re-Opening Franklin Square Station - Design	3,210,646	94.2%	3,024,277	81,917	2,878,555	68-69	63,805
Denney Electric Supply of Neshaminy								
(DRPA-21-111)	Solar Canopy CCTV Cameras	1,406,230	91.3%	1,283,370	-	1,033,370	5	250,000
Gannett Fleming, Inc.								
(DRPA-16-011)	PATCO Control Center Relocation	1,751,726	94.5%	1,654,981	21,303	1,620,722	38	12,955
(DRPA-18-028)	Replacement of PATCO Rectifier Transformers Phase 3	1,711,300	59.8%	1,022,983	99,401	892,448	43	31,135
(DRPA-19-108)	PATCO Phila Tunnel Cable & Substation Equipment Replacement	1,649,819	99.9%	1,647,986	84,113	1,536,254	31	27,619
(DRPA-22-061)	PATCO ROW Embankment Phase 5 - Design Services	1,298,885	87.9%	1,142,288	46,868	1,090,265	27	5,155
Gordian Group, Inc.								
(DRPA-20-065)	PATCO Broadway Station Holding Cell	258,150	100.0%	258,150	-	220,902	15	37,247
(DRPA-20-065)	PATCO Woodcrest Emergency Culvert Repair	260,899	100.0%	260,899	-	258,150	16	2,749
HNTB								
(DRPA-21-037)	BFB Maintenance Paint & Steel Repair Design	4,466,087	98.0%	4,378,343	352,213	4,022,053	68-69	4,076
(DRPA-20-029)	PATCO Interlocking - Phase 2 - Design	3,339,045	75.9%	2,533,828	253,383	2,275,320	38	5,125
(DRPA-22-002)	PATCO Franklin Square Station Re-Opening - CMS	4,627,800	74.6%	3,454,312	290,972	3,065,278	26	98,062
JPC Group, Inc.								
(DRPA-23-071)	PATCO Lindenwold Lift Station	1,392,000	59.7%	831,700	41,585	566,550	4	223,565
Remington & Vernick Engineers								
(DRPA-23-051)	Woodcrest Station Platform Rehabilitation - CM	2,390,810	5.9%	140,802	12,797	24,488	4-5	103,517
Scalfo Electric, Inc.								
(DRPA-22-065)	Birch Street Substation Equipment Upgrades	6,267,000	81.9%	5,135,104	413,430	4,211,246	15	510,428

ARTICLE XII-C, SECTION 5
SUMMARY OF AUTHORIZED CONTRACT AND ENGINEERING PAYMENTS
BRIDGES AND PATCO SYSTEM (AS OF 7/31/2024)
Board Date: August 21, 2024

<i>Resolution #</i>	<i>Contract/Engineer</i>	<i>Contract Amount</i>	<i>Completed Work (Billed) Percent</i>	<i>Amount</i>	<i>Retained Amount</i>	<i>Prior Payments</i>	<i>Invoice No.</i>	<i>Amount</i>
	Skanska Koch, Inc.							
(DRPA-19-131)	BFB Rehabilitation of Suspension Spans & Anchorages	194,990,000	85.9%	167,491,979	9,511,266	156,428,027	52	1,552,686
	Schneider Electric							
(DRPA-23-026A)	PATCO LRP Cameras for Solar Canopies	58,371	75.0%	43,786	-	38,675	4-5	5,111
	STV, Inc.							
(DRPA-22-102)	BRB Painting & Steel Repairs Thru Truss & PA Approach Spans - CMS	7,841,152	22.2%	1,738,104	106,073	1,277,026	8	355,004
	Tactical Public Safety, LLC							
(DRPA-22-028)	PATCO Underground Radio System Upgrades	1,849,448	92.1%	1,702,660	-	1,664,504	4	38,157
	TotalEnergies Strong, LLC							
(DRPA-21-030)	Renewable Energy Integration (C/O #2)	496,531	100.0%	496,531	-	-	1	496,531
	WSP USA							
(DRPA-19-134)	WWB Main Cable Dehumidification - Design	9,699,817	86.1%	8,355,862	289,079	7,958,254	41-42	108,529
(DRPA-22-015)	2022 BFB Biennial Inspection	1,032,959	80.4%	830,911	62,353	735,898	17-19	32,660
(DRPA-22-101)	BFB Safety Improvements - Design	2,708,440	72.0%	1,950,210	174,658	1,494,416	12-13	281,136
(DRPA-22-101)	BFB Eastbound Operational Improvements - Design	841,700	32.6%	274,032	-	129,113	4-5	144,918
	Program Management General Engineering Contracts							
(DRPA-17-093)	General Engineering Contracts	10,000,000	75.4%	7,537,885	-	7,537,405	Various	480
(DRPA-21-014)	General Engineering Contracts	10,000,000	61.1%	6,109,154	-	5,770,220	Various	338,934
	PRWT Services, Inc.							
(DRPA-22-052)	Contracted Toll Collectors	12,508,976	23.7%	2,969,117	-	2,720,713	Various	248,404
								<u>\$ 9,405,723</u>

**ACTIONS OF THE CHIEF EXECUTIVE OFFICER
ARTICLE XII-C
ATTACHMENT 3
CONTRACTS AND PURCHASES**

Re: Article XII-C, Section 1 (a)

Purchase Order 4500022137, Graybar Electric Company, Inc. Clayton, MO. Purchase Contract for the Installation of the Conduit between Gantries F and G. Contract Value: \$13,527.40. (Emergency Request).

Purchase Order 4500022381, Coniglio & Coniglio, Inc. Woodbury, NJ. Purchase Contract for a Replacement Welder for WWB. Contract Value: \$13,790. (Emergency Request).

Purchase Order 4500022459, Dell Marketing LP. Pittsburgh, PA. Purchase Contract for OptiPlex Small Form Factor - Plus 7020. Contract Value: \$19,900. (State Contract).

Purchase Order 4500022469, SHI International Corp. Somerset, NJ. Purchase Contract for Annual Subscription for ManageEngine Endpoint Central Edition. Contract Value: \$22,973.92. (State Contract).

Purchase Order 4500022533, Wharton Hardware & Supply Corp. Pennsauken, NJ. Purchase Contract for Building Maintenance and Repair. Contract Value: \$ 17,706.59. (Low bid of 2, 3 Vendors Solicited).

Re: Article XII-C, Section 5

Authorized payments for Contracts and Engineering for the Bridges and PATCO Systems
As follows: (see accompanying Schedule 1)

Contract and Engineering Payments: **\$9,405,723**

2024 CAPITAL BUDGET

2024 Capital Budget – Realignment of Funds – From Five Year Capital Program: Commodore Barry Bridge – Deleading and Repainting, CBB.02405 to Five Year Capital Program: Commodore Barry Bridge – Roadway Light Poles, CBB.02101. Funding Will Be Used to Replace and Upgrade Light Poles and LED Lights Across the Commodore Barry Bridge. Budget Amount: \$100,000.00.

August 21, 2024

1



MONTHLY PURCHASING SUMMARY CALCULATOR

	AMOUNT	# PO s
MBE/WBE SOLICITED	\$674.88	1
MINORITY AWARDED	\$29,479.43	5
WOMEN AWARDED	\$23,382.10	14

MONTH END:	
July	2024

ALL OTHERS	AMOUNT	# PO s
	\$728,732.63	37

= REQUIRED

MONTHLY MBE/WBE BREAKDOWN		
TYPE	AMOUNT	% OF
MBE \$ AWARDED	\$ 29,479.43	55.06%
MBE PO s AWARDED	5	25.00%
WBE \$ AWARDED	\$ 23,382.10	43.68%
WBE PO s AWARDED	14	70.00%

TOTAL AMOUNT MADE AVAILABLE TO MBEs/WBEs		# PO s
\$	53,536.41	20
% OF OVERALL TOTALS	6.84%	35.09%

OVERALL MONTHLY TOTAL	# PO s
\$ 782,269.04	57

↑ MUST MATCH TOTALS IN MONTHLY PO REPORT

REPORT OF THE CHIEF EXECUTIVE OFFICER
ATTACHMENT 4
EEO REPORT

DRPA EEO CATEGORIES (By State)

	JOB TITLE	STATE OF RESIDENCE		
		DE	NJ	PA
1	Chief Executive Officer		1	
2	Chief Administrative Officer		1	
3	Chief Financial Officer		1	
4	Chief Operating Officer			1
5	General Counsel/Corporate Secretary			1
6	Deputy Chief Executive Officer			1
7	Chief Engineer		1	
8	Chief Security/Safety Officer		1	
9	Inspector General			1
<hr/>				
1	Bridge Director		1	1
2	Deputy General Counsel		1	
3	Director, Finance		1	
4	Director, Fleet Management		1	
5	Director, Government Relations & Grants Administration			
6	Director, Homeland Security & Emergency Management		1	
7	Director, Human Resource Services		1	
8	Director, Information Services		1	
9	Director, Procurement			
10	Director, Revenue & Treasury			
11	Director, Risk Management		1	
12	Director, Strategic Initiatives		1	
13	Manager, Construction & Maintenance			
14	Manager, Planning & Design			1
15	Police Chief		1	
<hr/>				
1	Captain of Police		1	1
2	Construction & Maintenance Manager	1	1	2
3	Engineering Program Manager			
4	Fleet Shop Manager		1	
5	Manager, Accounting		1	
6	Manager, Budget/Financial Analysis		1	
7	Manager, Community Relations			1
8	Manager, Contract Administration		1	
9	Manager, Corporate Communications			1
10	Manager, EEO		1	
11	Manager, ERP & Applications		1	
12	Manager, EZ Pass Technology & Toll Analysis			

DRPA EEO CATEGORIES (By State)

	JOB TITLE	STATE OF RESIDENCE		
		DE	NJ	PA
13	Manager, Government Relations		1	
14	Manager, Grants Administration			
15	Manager, Internal Audit			1
16	Manager, IT Audit			
17	Manager, Payroll		1	
18	Manager, Procurement & Stores			1
19	Manager, Production Systems			1
20	Manager, Special Projects		1	
21	Toll Manager		1	1
1	Accounts Payable & Receivable Supervisor			1
2	Electrical Foreman		5	
3	Fleet Foreman		1	
4	Highway Foreman	2	7	1
5	HVAC Foreman			2
6	Lieutenant of Police		5	2
7	Maintenance Foreman		5	1
8	Plaza Supervisor		13	9
9	Purchasing Agent		1	
10	Sr. Accountant		1	
11	Supervisor, Cash Assurance		1	
12	Supervisor, Central Store Room			1
13	Supervisor, EZ Pass Technology & Toll Analysis		1	
14	Supervisor, Mail Room		1	
15	Supervisor, Printing Services		1	
OFFICIALS - ADMINISTRATORS (Total By State)		3	69	32
TOTAL OFFICIALS - ADMINISTRATORS			104	
1	Accountant		1	
2	Analyst, EZ Pass Technology & Toll Analysis	1		
3	Benefits Administrator		1	
4	Benefits Specialist			
5	Budget Analyst		1	
6	C&M Technical Assistant		2	
7	Cash Assurance Auditor		3	
8	Contract Administrator		1	1

DRPA EEO CATEGORIES (By State)

	JOB TITLE	STATE OF RESIDENCE		
		DE	NJ	PA
9	Digital Communications Specialist		1	1
10	Grants Specialist		1	
11	Graphic Design Administrator			1
12	HRIS Specialist		1	
13	HRS Specialist			1
14	Leadership Development & Organizational Change Agent			1
15	Purchasing Specialist		4	
16	Revenue Operations Assessor ETC		1	1
17	Safety Specialist		1	
<hr/>				
1	Administrator, Compensation/HRIS			
2	Administrator, Employee Relations, Programs & Policies			
3	Administrator, Staffing & Recruiting		1	
4	Administrator, Training & Employee Development			
5	Associate Engineer		1	1
6	Auditor		1	
7	Claims Administrator		2	
8	EEO Specialist			
9	Engineering Management Specialist			
10	Engineering Program Analyst		1	
11	Management Analyst			1
12	Project Manager (Finance)			
13	Project Manager (Office of the CAO)			
14	Project Manager (Public Safety, Technology)			1
15	Project Manager, Homeland Security & Emergency Management		2	
16	Records Manager		1	
<hr/>				
1	Assistant General Counsel		4	1
2	Electrical Engineer		1	
3	Principal Engineer		2	
4	Senior Engineer		4	1
<hr/>				
<hr/>				
PROFESSIONALS (Total By State)		1	38	11
<hr/>				
TOTAL PROFESSIONALS			50	

DRPA EEO CATEGORIES (By State)

	JOB TITLE	STATE OF RESIDENCE		
		DE	NJ	PA
1	Police Officer	2	47	18
1	Corporal of Police		9	3
1	Sergeant of Police		18	5
PROTECTIVE SERVICE (Total By State)		2	74	26
TOTAL PROTECTIVE SERVICE		102		
1	Auto Technician	1	11	3
1	Construction & Maintenance Mechanic	1	30	16
1	Electrical Technician		18	4
1	HVAC Technician		8	
1	Maintenance Technician	2	28	10
SKILLED CRAFT (Total By State)		4	95	33
TOTAL SKILLED CRAFT		132		
1	Business Analyst		1	
2	Data Base Administrator		1	

DRPA EEO CATEGORIES (By State)

	JOB TITLE	STATE OF RESIDENCE		
		DE	NJ	PA
3	Network Technician		1	3
4	Programmer/Analyst			1
5	Systems Administrator		8	2
6	User Support Administrator	2	1	
7	User Support Group Leader			1
TECHNICIANS (Total By State)		2	12	7
TOTAL TECHNICIANS		21		
1	Accounting Clerk		1	
2	Administrative Coordinator		11	6
3	Building Services Clerk		3	
4	Central Stores Clerk	1		
5	Contracts Administration Clerk		1	
6	Customer Service Coordinator		1	
7	Data Management Coordinator		2	
8	Executive Assistant to the CEO		2	
9	Executive Legal Secretary		1	
10	File Clerk		1	1
11	Claims Assistant		1	1
12	Legal Secretary		1	1
13	Media Specialist			1
14	Purchasing Clerk			
15	Reproduction Technician		1	1
Sub-Total NON-REP		1	26	11
1	Toll Collector	1	30	28
2	Revenue Operations Clerk		3	
1	Lead Dispatcher		4	
2	Dispatcher		6	6
Sub-Total IUOE		1	43	34
ADMINISTRATIVE SUPPORT (Total By State)		2	69	45

DRPA EEO CATEGORIES (By State)

JOB TITLE	STATE OF RESIDENCE		
	DE	NJ	PA
TOTAL ADMINISTRATIVE SUPPORT			116
TOTAL EMPLOYEES BY STATE			14 357 154
TOTAL DRPA EMPLOYEES -			525
SUMMARY (Employee Class)			
NON-REP			5 133 54
			192
IUOE			5 138 67
			210
IBEW			2 12 7
			21
FOP			2 74 26
			102

DELAWARE RIVER PORT AUTHORITY EEO QUARTERLY SCORECARD QUARTER ENDING June 30, 2024

EEO CATEGORIES	CURRENT UTILIZATION														
	TOTAL EMPLOYEES	FEMALE		BLACK or AFRICAN AMERICAN		HISPANIC or LATINO		ASIAN		AMERICAN INDIAN or ALASKA NATIVE		TWO or MORE RACES		TOTAL MINORITY Not Incl. Women	
		#	%	#	%	#	%	#	%	#	%	#	%	#	%
OFFICIALS & ADMINISTRATORS	104	26	25%	22	21%	4	4%	1	1%	0	0%	0	0%	27	26%
PROFESSIONALS	50	28	56%	8	16%	4	8%	1	2%	0	0%	2	4%	15	30%
PROTECTIVE SERVICE WORKERS	100	9	9%	7	7%	8	8%	0	0%	0	0%	1	1%	16	16%
SKILLED CRAFT WORKERS	133	3	2%	16	12%	4	3%	0	0%	0	0%	0	0%	20	15%
TECHNICIANS	21	8	38%	3	14%	0	0%	1	5%	0	0%	0	0%	4	19%
ADMINISTRATIVE SUPPORT	112	72	64%	46	41%	5	4%	0	0%	0	0%	2	2%	53	47%
TOTALS	520	146	28%	102	20%	25	5%	3	1%	0	0%	5	1%	135	26%

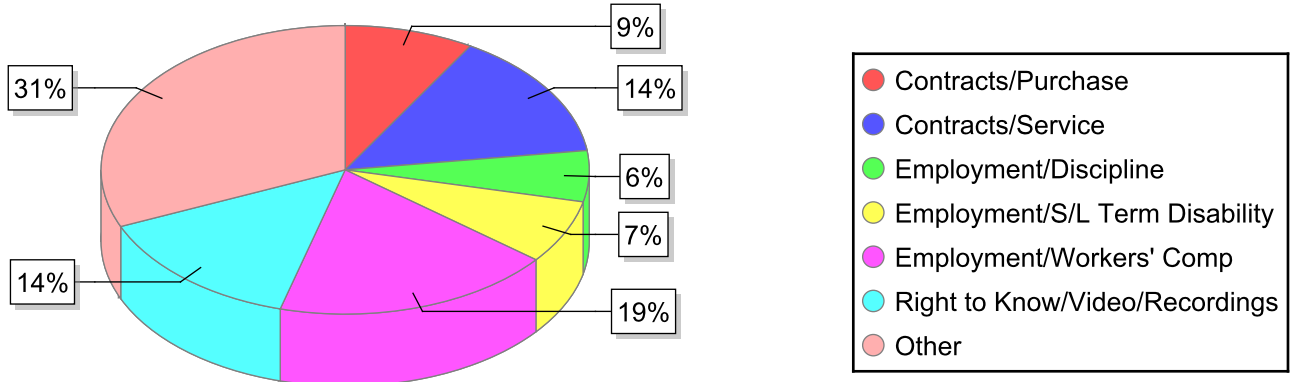
QUARTER ENDING March 31, 2024

EEO CATEGORIES	CURRENT UTILIZATION														
	TOTAL EMPLOYEES	FEMALE		BLACK or AFRICAN AMERICAN		HISPANIC or LATINO		ASIAN		AMERICAN INDIAN or ALASKA NATIVE		TWO or MORE RACES		TOTAL MINORITY Not Incl. Women	
		#	%	#	%	#	%	#	%	#	%	#	%	#	%
OFFICIALS & ADMINISTRATORS	105	26	25%	23	22%	4	4%	1	1%	0	0%	0	0%	28	27%
PROFESSIONALS	48	26	54%	6	13%	4	8%	1	2%	0	0%	2	4%	13	27%
PROTECTIVE SERVICE WORKERS	104	9	9%	7	7%	8	8%	0	0%	0	0%	1	1%	16	15%
SKILLED CRAFT WORKERS	135	3	2%	16	12%	4	3%	0	0%	0	0%	0	0%	20	15%
TECHNICIANS	20	7	35%	3	15%	0	0%	1	5%	0	0%	0	0%	4	20%
ADMINISTRATIVE SUPPORT	108	69	64%	43	40%	5	5%	0	0%	0	0%	2	2%	50	46%
TOTALS	520	140	27%	98	19%	25	5%	3	1%	0	0%	5	1%	131	25%

REPORT OF THE CHIEF EXECUTIVE OFFICER
ATTACHMENT 5
LEGAL STATISTICS REPORT

Matter count report

Date Range: 07/01/2024 to 07/31/2024
On Matters, Litigation



Matter Sub-Type	Opened in Range	Closed in Range
	1	0
Banking Account/Deposits	2	1
Contracts/Construction	0	1
Contracts/Consulting	2	2
Contracts/License	0	1
Contracts/Project	1	1
Contracts/Purchase	6	3
Contracts/Real Estate Lease	1	1
Contracts/Real Estate License	1	0
Contracts/Real Estate ROEI	1	1
Contracts/Service	10	8
Employment/Discipline	4	1
Employment/FMLA	3	11
Employment/S/L Term Disability	5	6
Employment/Title VII	1	1
Employment/Workers' Comp	13	9
Investigation/Discovery Request	0	1
Personal Inj/Accidental NonS&F	1	0
Personal Inj/Slip and Fall	1	1
Property Damage/Bridges	0	1

Matter Sub-Type	Opened in Range	Closed in Range ³⁹
Property Damage/Vehicle	2	2
Right to Know/Records Request	2	1
Right to Know/Video/Recordings	10	8
Subpoena/Documents	2	0
Subpoena/Records	1	0
25 Items	70	61

CFO REPORT

Report of the Chief Financial Officer

Aug 14th, 2024

Board of Commissioners
 Delaware River Port Authority of Pennsylvania and New Jersey
 One Port Center
 2 Riverside Drive
 Camden, New Jersey 08101-1949

Re: **FINANCIAL SUMMARY**

To the Commissioners:

The following descriptive financial summary is primarily based on the unaudited financial summary, dated Aug 13th.

Current Trends

- DRPA YTD unaudited traffic for July 2024 – YTD traffic was **higher by 325.0 thousand or by 1.2%** vehicles vs. 2023. Compared to YTD July 2019 (pre-COVID level) traffic **decreased by 2.0 million, a 6.7%** decline. July YTD Truck traffic is at 98.6% of what it was in 2019. The month of July's unaudited Traffic figures were the highest since January 2021.

Thus far in the month of Aug 2024, unaudited traffic is .86% higher than the same period in 2023 and 9.11% less than the same period in 2019 (pre-COVID).

- PATCO YTD unaudited ridership for July 2024 – YTD ridership was **higher by 126.1 thousand passengers or by 4.0%** vs. YTD July 2023. Compared to July YTD 2019 (pre-COVID level) ridership **is 50.7%**.

Thus far, for the month of August, ridership is around 47.3% levels of the 2019 (pre-Covid levels).

- General Fund (GF) balances totaled approximately \$202.7 million as of July 31st, 2024, a **decrease of \$4.6 million** during the month. The decrease was primarily driven by \$10.0 million in capital spending and around \$4.0 million in PATCO subsidy, which offset the General Fund deposit of \$10.5 million.

DRPA Traffic and Toll Revenues – 2022-24 Activity

2022 Summary

Full year 2022 traffic totaled 48.1 million vs. 46.6 million vehicles in 2021, which represents an **increase of 1.5 million vehicles or of 3.2%**. Toll revenues for 2022 were \$311.1 million vs. \$302.9 million in 2021, or an **increase of \$8.2 million or 2.7%**. The average toll decreased from \$6.49/per vehicle in 2021 to \$6.46/vehicle in 2022, due to the increase in non-commercial (i.e., passenger vehicle) traffic during the past year. 2022 audited traffic, when compared against 2019 figures, reflects **5.0 million fewer** vehicles, resulting in **reduced revenues of \$21.0 million**.

2023 Summary

Full year 2023 traffic totaled 49.5 million vehicles vs. 48.1 million vehicles in 2022, which represents an **increase of 1.4 million or 2.9%**. Toll revenues for the same period in 2023 were \$317.3 million vs. \$311.1 million, an **increase of \$6.2 million or 2.0%**. The average toll **decreased** from \$6.46/per vehicle in 2022 to \$6.41 vehicle due to the increase in non-commercial traffic (i.e., passenger vehicles), during the past 12 months. Compared against 2019 figures, reflects **3.6 million fewer** vehicles, resulting in **reduced revenues of \$14.8 million**.

May 2024 YTD Audited Traffic/Toll Revenues

DRPA traffic totaled 20.1 million vehicles, an **increase of 1.1% or by 210.1 thousand** vehicles vs. May YTD 2023. Toll revenues for the same period in 2024 were \$130.2 million, an **increase of \$1.8 million or 1.4%** versus 2023. The average toll **increased** from \$6.44/per vehicle in 2023 to \$6.46 vehicle due to the increase in commercial traffic (i.e., trucks). Revenue from Extra day (Leap Year) in February did offset January's adverse variance that related to inclement weather (snow and flooding) in 2024 vs. 2023.

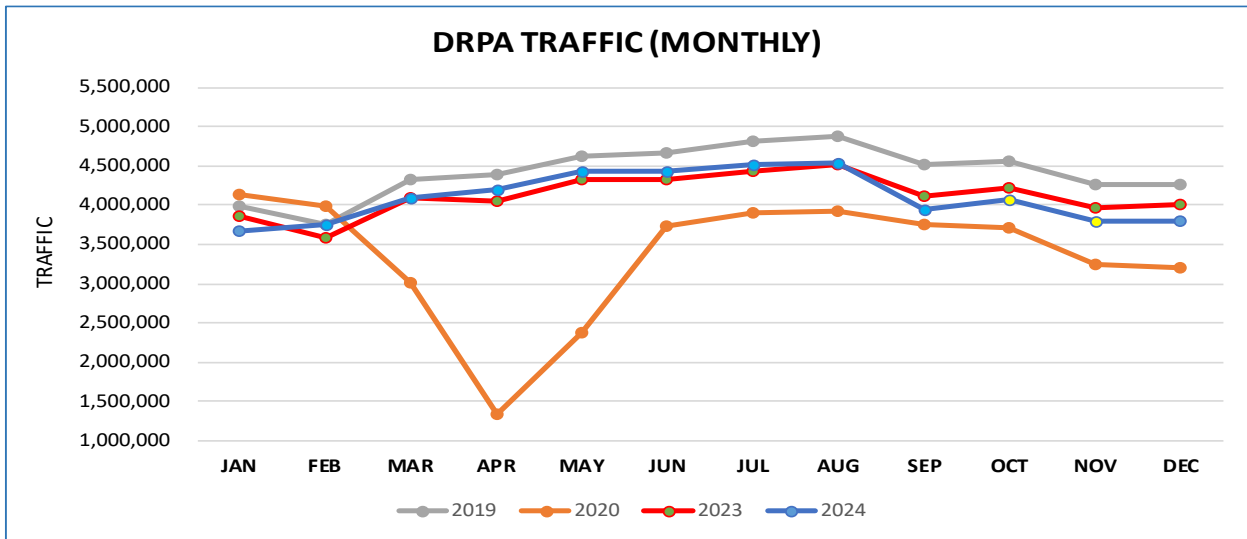
May 2024 YTD Audited Traffic/Toll Revenues vs. Budget

DRPA traffic was approximately 0.5 million **vehicles (up 2.8%)** budgeted traffic and toll revenues of \$130.2 million were **\$5.0 million above** budget (**up 4.0%**). The positive variance was primarily driven by the higher average toll of \$6.46/vehicle versus an average of \$6.39/vehicle originally budgeted.

May YTD traffic and toll revenues are still **1.0 million vehicles and \$2.5 million or 1.9% lower** than totals achieved in 2019.

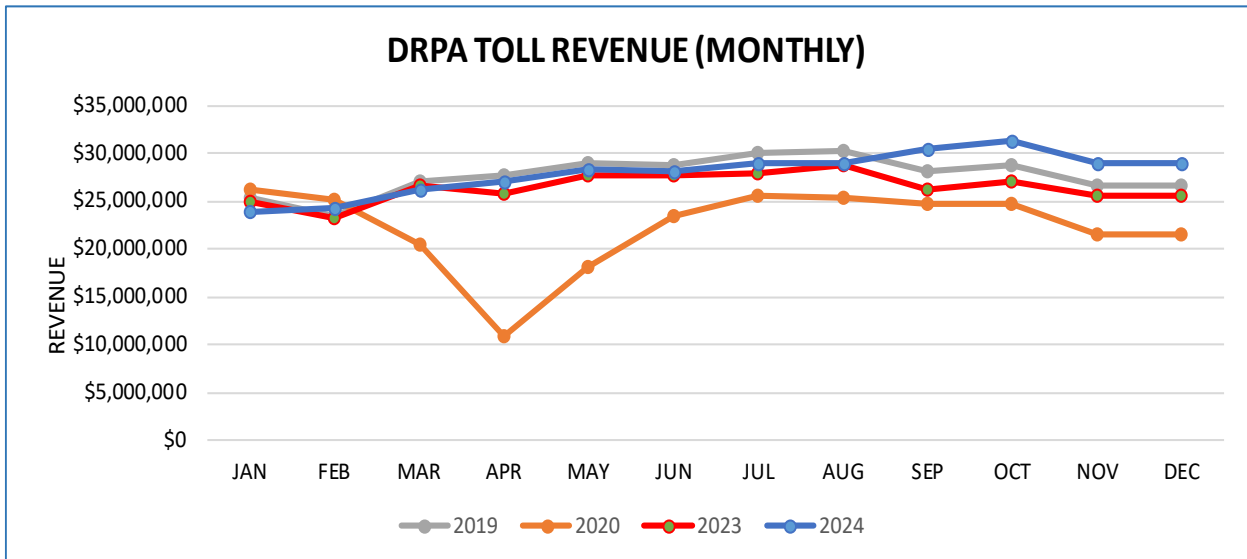
Overall Traffic and Revenue for the years 2019,2020,2023 and 2024

The charts below represent actual figures for 2019, 2020 and 2023. For 2024 it represents audited actual figures for May YTD and forecasted figures from June – December, June - August forecast is based on current trends and September - December forecast figures assume that 20% increase in toll will have 5% negative impact to current traffic trends. Current trends of revenue and traffic is trending around 100.2 % to 2023 and around 94% to 2019 (pre-COVID).



The traffic began to recover significantly in May and July 2020, and then trended downwards towards the end of 2020. In 2021, traffic volume showed a continued upward climb and reached, and at times exceeded, the 90% level vs. pre-pandemic 2019 volumes. 2022 traffic figures hovered around the 88-91% pre-COVID level. 2023 audited traffic, which had increased to 95% of pre-COVID volumes through March 2023, dropped closer to average in the 91-94% range in the April through December timeframe.

The charts below represent actual figures for 2019, 2020 and 2023. For 2024 it represents audited actual figures for May YTD and forecasted figures from June – December, June - August forecast is based on current trends and September - December forecast figures assume new toll rates of 20% increase and 5% negative impact to current traffic trends.



2020-2023 revenues:

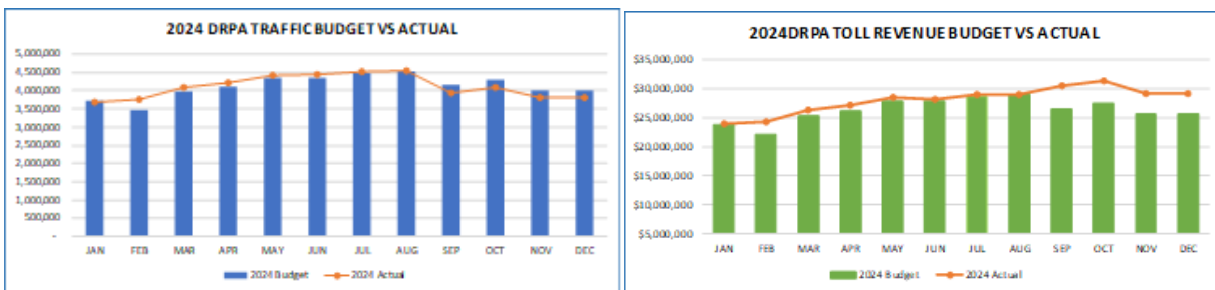
As bridge traffic volume has increased since the lowest levels of the pandemic, so have DRPA toll revenues. Actual annual bridge tolls were **down \$64.0 million** in 2020 vs. 2019 toll revenues.

2021 bridge toll revenues increased \$34.8 million vs. 2020, but still were **\$29.0 million under 2019** toll revenue numbers.

2022 toll revenues increased to \$311.1 million, a year-to-year increase of \$8.2 million, but the 2022 total toll revenues **still were \$21.0 million less than 2019 totals**.

2023 toll revenues increased to \$317.0, a year-to-year increase of \$5.9 million, but the 2023 total toll revenues **still were \$15.1 million less than 2019 totals**.

Actual/Unaudited Monthly Traffic and Revenues vs. Budget *



*Note (2024 Actuals represents – May ytd Actuals and Jun - December Forecast)

TRAFFIC	JAN	FEB	MAR	APR	MAY	JUN	JUL	AUG	SEP	OCT	NOV	DEC
2020 % of 2019 (act.)	103.9%	106.6%	69.4%	30.1%	51.3%	80.0%	80.6%	80.2%	83.1%	81.4%	75.9%	74.9%
2021 % of 2019 (act.)	79.5%	72.7%	84.6%	85.5%	86.9%	91.7%	91.9%	90.8%	91.3%	92.0%	92.1%	91.1%
2022 % of 2019 (act.)	82.0%	92.7%	92.2%	91.2%	90.1%	91.6%	90.1%	91.5%	91.8%	90.0%	91.5%	92.3%
2023 % of 2019 (act.)	96.6%	95.9%	94.7%	92.3%	93.3%	92.5%	91.7%	92.3%	91.2%	92.7%	93.2%	93.8%
2024 % of 2019 (act.)	92.1%	100.0%	94.4%	95.6%	95.5%							
2024 Budget % of 2019 (act.)	93.3%	92.6%	91.4%	93.2%	93.7%	93.0%	93.0%	92.8%	91.6%	94.1%	93.7%	93.6%

PATCO Ridership and Net Passenger Revenues

2022 vs. 2019 Annual Numbers – PATCO ridership and revenues were down 6.2 million riders and **\$15.8 million** vs. 2019 volumes, but noticeably improved vs. 2021 numbers.

2022 vs. 2021 Annual Numbers – PATCO ridership **increased by 1.2 million riders** to total 4.9 million for 2022. **Net passenger revenues increased by \$2.9 million** to total \$11.5 million, a **33.8% increase** vs. 2021 numbers totaling \$8.6 million.

2023 vs. 2022 Annual Numbers – PATCO ridership **increased by 582K riders** to total 5.5 million for 2023. **Net passenger revenues increased by \$1.4 million** to total of \$12.9 million, a **12.1% increase** vs. 2022.

PATCO June 2024 – Ridership/Passenger Revenues

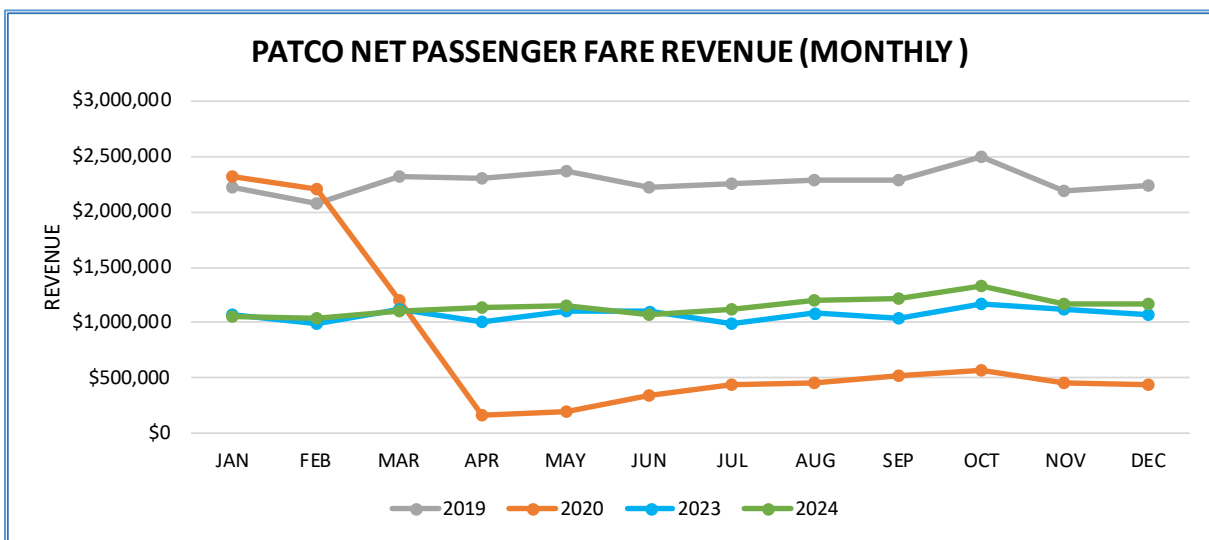
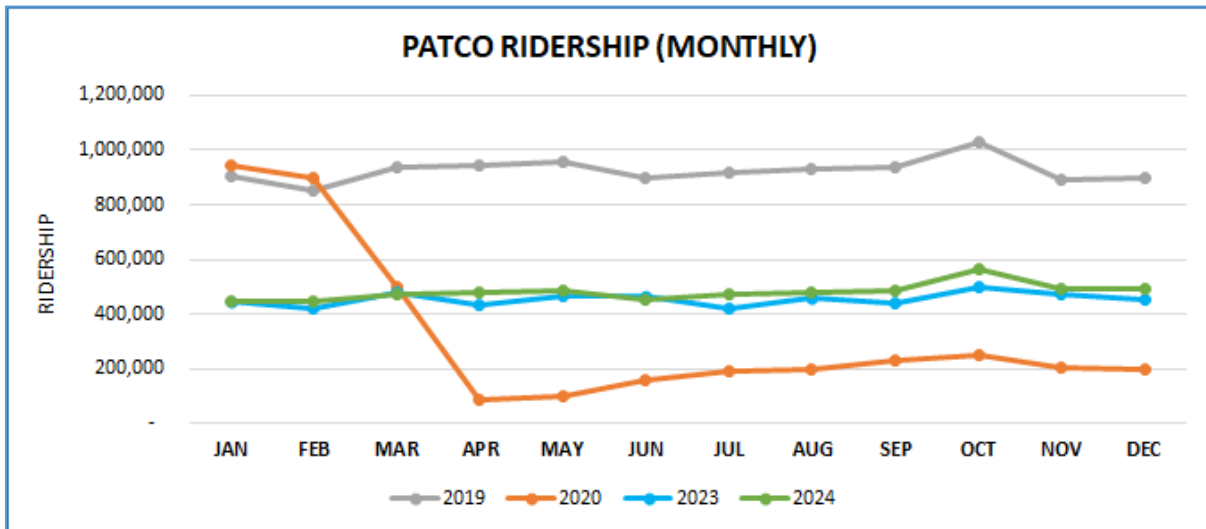
YTD June 2024 actual ridership was 2.8 million, which represents an **increase of 76.0 thousand or 2.8%** versus YTD June 2023 and net passenger revenues were \$6.5 million, which represents an **increase of \$146.6 thousand or 2.3%** versus YTD June 2023. Compared to 2019 pre-COVID levels, ridership and net passenger revenues were lower by **2.7 million riders and \$7.0 million** respectively.

PATCO Actual Ridership and Passenger Fare Revenue vs. Budget thru June 2024

PATCO ridership is favorable **by 28.9 thousand passengers or 1.1%** higher than Budget, and net passenger revenues of \$6.5 million are favorable **by \$50.7 thousand or by 0.8%** against budget.

Overall Ridership and Revenue for the years 2019,2020,2023 and 2024

The charts below represent actual figures for 2019, 2020 and 2023. For 2024 it represents audited actual figures for June YTD and forecasted figures from July – December



As shown above, PATCO ridership, like bridge traffic, took a precipitous dive in mid-March 2020. In the fall and winter of 2020, ridership fluctuated between 22-24% of 2019 levels. Thus far in 2024, ridership has been “settling” at the 47-55% level vs. 2019 numbers.

Monthly net passenger fare revenues are following the same trends as PATCO Ridership.

The chart below shows the actual ridership trends compared to 2019.

RIDERSHIP	JAN	FEB	MAR	APR	MAY	JUN	JUL	AUG	SEP	OCT	NOV	DEC
2020 % of 2019 (act.)	104.2%	105.2%	53.4%	8.8%	10.2%	17.3%	21.0%	21.4%	24.2%	24.3%	23.0%	21.7%
2021 % of 2019 (act.)	21.6%	21.1%	26.4%	26.6%	27.9%	34.4%	36.5%	37.5%	40.1%	39.5%	43.4%	42.0%
2022 % of 2019 (act.)	30.5%	39.1%	46.0%	43.1%	42.2%	47.9%	43.3%	46.8%	47.2%	44.2%	48.8%	46.7%
2023 % of 2019 (act.)	49.2%	49.3%	50.8%	45.7%	48.7%	51.4%	46.0%	49.7%	47.0%	48.7%	52.6%	50.4%
2024 % of 2019 (act.)	49.2%	51.8%	50.1%	51.1%	50.6%	50.4%						
2024 % of 2019 (act.)	50.0%	50.0%	50.0%	50.0%	50.0%	50.0%	55.0%	55.0%	55.0%	55.0%	55.0%	55.0%

DRPA and PATCO YTD Operating Budget vs. Actuals

The combined May YTD unaudited expenses for DRPA and PATCO totaled **\$67.7 million** against YTD budget of \$76.6 million, resulting in **an \$8.9 million, or a 11.6% under-budget**. Personnel expenses (salary, benefits, pension, etc.) **were \$5.0 million** or 9.3% under budget. Majority of the remainder under-budget saving **of \$3.9 million** relate to Operations and General administrative expenses is timing related, as some of the large contracts were not executed till later part of first quarter 2024 and the cost related to these contracts will be incurred in 2nd or 3rd quarter.

The authority’s expenses for the year are under budget, continuing the streak of a positive variance over the past twenty plus years, resulting from the continued cost-constraints that both DRPA and PATCO have placed on spending.

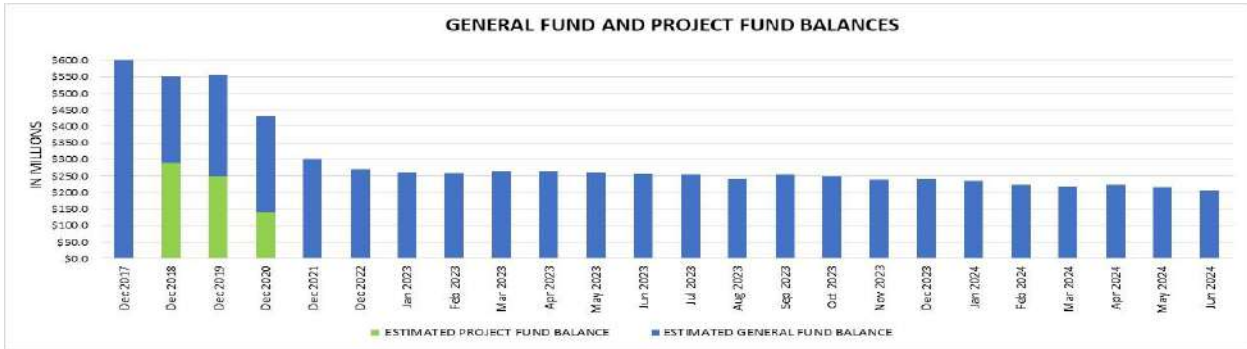
2024 Capital Plan Funding (General Fund)

During July 2024, the GF balance **decreased by \$4.6 million** to \$202.7 million. The decrease was primarily attributable to \$10.0 million in capital spending and around \$4.0 million in PATCO subsidy payment, which offset the General Fund deposit of \$10.5 million.

<p><u>2021:</u> As of December 31, 2021, the General Fund (GF) balances totaled approx. \$299.8 million. Combined project fund and GF balances decreased by approx. \$130.1 million during the year. No bond project funds remain. (Audited capital expenditures totaled almost \$191 million during 2021) In the past two years robust capital expenditures and funding the PATCO subsidy have contributed to a \$254.8 million reduction in bond project and GF balances.</p>
<p><u>2022:</u> As of December 31, 2022, the General Fund totaled approx. \$270.6 million, which reflected a \$29.2 million (or a 9.8%) decrease during the year.</p>
<p><u>2023:</u> As of December 31, 2023, the General Fund totaled approx. \$242.0 million, which reflected a \$28.6 million (or a 10.6%) decrease during the year.</p>

General Fund/Project Fund Historical View

	DEC 2017	DEC 2018	DEC 2019	DEC 2020	DEC 2021	DEC 2022	Dec 2023	Jul 2024	CHANGE FROM PREVIOUS MONTH
EST GF BALANCE	\$600.1	\$260.7	\$305.5	\$289.4	\$299.8	\$270.6	\$242.0	\$202.7	(\$4.6)
EST PF BALANCE	\$0.0	\$290.0	\$249.0	\$140.5	\$0.0	\$0.0	\$0.0	\$0.0	\$0.0
TOTAL FUNDS AVAILABLE	\$600.1	\$550.7	\$554.5	\$429.9	\$299.8	\$270.6	\$242.0	\$202.7	(\$4.6)
CHANGE FROM PRIOR YEAR		(\$49.4)	\$3.9	(\$124.6)	(\$130.1)	(\$29.2)	(\$28.6)	(\$39.3)	



The chart above shows a **decrease** in the General Fund and bond project fund monies available over time. In 2018, the GF exceeded \$600 million, just prior to the use of \$282 million to defease the 2010 Bonds, and the issuance of \$290 million in new bond project funds. Beginning in 2019, “long-lived” capital projects were primarily funded through our bond project funds, until the funds were exhausted in 2021. Since that time, capital expenditures have been funded by GF monies.

Bond Compliance and Bond-Related Transactions

The Authority intends to refund all, or a portion of, the remaining outstanding 2013 revenue bonds (\$243.9 million) if conditions are favorable over the next few months. A bond team is to be assembled to execute this transaction. Almost fifteen (15) of the underwriters in the “underwriter pool” responded to the RFI. Final responses were due on March 22nd. We are in the process of reviewing these submissions and after the evaluation committee has finalized rankings of all respondents, these rankings will be submitted to the CEO for review and discussion with the Chair and Vice Chair.

Respectfully submitted,

Jerry Sahi

CFO

DRPA/PATCO UNAUDITED FINANCIAL SUMMARY
July 7, 2024

DRPA TRAFFIC / PATCO RIDERSHIP AND REVENUE YEAR-TO-YEAR COMPARISON				
2024 vs. 2023 YTD thru 5/31/2024	2024 Actual	2023 Actual	Year-to-Year Change	% Change

DRPA Traffic	20,137,685	19,927,610	210,075	1.05%
DRPA Toll Revenues	\$130,184,167	\$128,398,736	\$1,785,431	1.39%
Average Toll	\$6.4647	\$6.4433	\$0.0214	0.33%

2024 vs. 2019 YTD thru 5/31/2024	2024 Actual	2019 Actual	Year-to-Year Change	% Change
DRPA Traffic	20,137,685	21,095,151	(957,466)	(4.54%)
DRPA Toll Revenues	\$130,184,167	\$132,691,187	(\$2,507,020)	(1.89%)
Average Toll	\$6.4647	\$6.2901	\$0.1746	2.78%

2024 vs. 2023 YTD thru 6/30/2024	2024 Actual	2023 Actual	Year-to-Year Change	% Change
PATCO Ridership	2,779,025	2,703,033	75,992	2.81%
PATCO Net Passenger Revenues	\$6,547,469	\$6,400,877	\$146,592	2.29%
Average Fare	\$2.3560	\$2.3680	(\$0.0120)	(0.51%)

2024 vs. 2019 YTD thru 6/30/2024	2024 Actual	2019 Actual	Year-to-Year Change	% Change
PATCO Ridership	2,779,025	5,500,219	(2,721,194)	(49.47%)
PATCO Net Passenger Revenues	\$6,547,469	\$13,511,715	(\$6,964,246)	(51.54%)
Average Fare	\$2.3560	\$2.4566	(\$0.1005)	(4.09%)

BUDGET VS. ACTUAL				
2024 YTD thru 5/31/2024	2024 Budget (5 mo)	2024 Actual (5 mo)	(Under) / Over Budget	% (Under) / Over Budget

DRPA Traffic	19,587,883	20,137,685	549,802	2.81%
DRPA Toll Revenues	\$125,166,573	\$130,184,167	\$5,017,594	4.01%

Frequent Bridge Traveler Credit	\$694,088	\$	520,416.00	(\$173,672)	(25.02%)
Delayed Transaction (Net) Revenue	\$793,244	\$	574,850.00	(\$218,394)	(27.53%)
# of Transactions Reviewed: 467,810 YTD 2024					

2024 YTD thru 6/30/2024	2024 Budget (6 mo)	2024 YTD Actual (6 mo)	(Under) / Over Budget	% (Under) / Over Budget
PATCO Ridership	2,750,110	2,779,025	28,915	1.05%
PATCO Net Passenger Revenues	\$6,496,822	\$6,547,469	\$50,647	0.78%

OPERATING EXPENSES - YTD May 2024 BUDGET VS. ACTUAL (UNAUDITED) *				
2024 YTD thru 5/31/2024	2024 YTD Budget	2024 YTD Actual	(Under) / Over Budget	% (Under) / Over Budget

DRPA Budget	\$49,601,633	\$43,234,491	(\$6,367,142)	(12.84%)
PATCO Budget	\$27,045,487	\$24,496,033	(\$2,549,454)	(9.43%)
Total	\$76,647,120	\$67,730,524	(\$8,916,596)	(11.63%)

2024 YTD thru 5/31/2024	2024 YTD Budget	2024 YTD Actual	(Under) / Over Budget	% (Under) / Over Budget
PATCO Subsidy	(\$21,190,255)	(\$18,314,742)	(\$2,875,513)	(13.57%)

DRPA/PATCO UNAUDITED FINANCIAL SUMMARY
July 7, 2024

ESTIMATED GENERAL FUND BALANCE AVAILABLE TO FUND CAPITAL PROGRAM	
Estimated Balance as of 7/31/2024	\$202.7 million
Estimated change from previous month	(\$4.6) million
Estimated Balance as of 12/31/2023	\$241.9 million
Estimated Balance as of 12/31/2022	\$270.6 million
Estimated Balance as of 12/31/2021 *	\$299.8 million
Estimated Balance as of 12/31/2020 *	\$429.9 million
Estimated Balance as of 12/31/2019 *	\$554.5 million
Estimated Balance as of 12/31/2018 *	\$552.7 million

* Includes Project Funds

TOTAL DRPA BOND DEBT- As of 12/31/2023 (in thousands of dollars)				
	Principal Outstanding	% of Total	Bond Ratings (Moody's/S&P)	Updates
Revenue Bonds	\$ 871,255	95.5%	A1 / A +	In March 2022, S&P affirmed the Authority's ratings for both its revenue and PDP bonds. Moody's affirmed the ratings on the revenue bonds and upgraded the PDP bonds from Baa1 to A3.
PDP Bonds	40,935	4.5%	A3 / A	Both Moody's & S&P affirmed rates in November 2022 prior to the 2012 bond refunding.
Total Debt	\$ 912,190	100.0%		

Total Debt is at its lowest level since 2012.

Total Debt was reduced by \$71.7 million after 1/1/2022 principal payment. Debt was further reduced by \$12.3 million after the 2022 revenue bond refunding (May) and reduced by another \$28.4 million after the 2022 port district project bond refunding (Dec). Total Debt was reduced again by \$60.1 million after 1/1/2023 principal payment.

RATINGS ACTIONS

In April 2016, S&P upgraded DRPA's PDP Bond ratings from "BBB" to "A-". The Revenue Bonds were affirmed at "A", stable outlook. In August 2017 S&P reaffirmed the existing bond ratings. On Nov. 16, 2018, S&P upgraded all DRPA Revenue and PDP bonds, taking the revenue bonds to "A+" from "A" and the PDP bonds from "Baa3" to "Baa2". S&P changed outlook to negative in mid-March 2020.

In October 2017, Moody's upgraded DRPA's Revenue Bond ratings from "A3" to "A2" with a stable outlook and upgraded the PDP Bond ratings from "Baa3" to "Baa2" with a stable outlook. Moody's raised the "outlook" on all bonds, from stable to positive. Moody's upgraded the DRPA Revenue and PDP Bonds on Feb. 4, 2020, with a stable outlook. Moody's changed entire toll sector to negative outlook on 3/20/20.

In April 2021, S&P changed outlook from negative to stable.

2018-2019 ACTION PLAN INITIATIVES

- DRPA extended Barclays LOC for 4 year term at slightly reduced LOC facility costs.
- DRPA Board has authorized defeasement of all or portion of 2010D bonds based on market conditions
- DRPA Board has authorized new money issuance subject to market conditions
- DRPA assessing impact of new tax law on FRN (Floating Rate Notes) procured with 3 banks in 2016. (See principal amounts above)
- Investment analysis of General Fund and new proposed investment guidelines to be discussed again at Finance Committee meeting in early 2019.
- Renegotiated FRN rate with Wells Fargo.
- November 16: 2010D Bonds Defeased in the amount of \$308.4 million using \$281.6 million in General Funds
- December 12: Terminated the 2000 Swaptions (Inactive)
- December 18: Issuance of 2018 Revenue Bonds Series A \$273.5 million, Revenue Refunding Bonds Series B \$404.1 million, Revenue Bonds Series C \$22.9 million and Terminated the remainder of the swaps. The DRPA has eliminated ALL variable rate debt, and swaps, as of 12/18/18.
- New investment policy approved by Finance and Board in Feb. Phase I of implementation: Contacted existing money managers on new policy, after veto period expired.

2021 ACTION PLAN INITIATIVES

- Termination of Maintenance Reserve Fund Forward Delivery Agreement - Net of \$593K
- Board Authorization per SS&R to refund, if prudent, the 2012 PDP bonds
- Expansion of extension of the bond pool to December 31, 2021
- Underwriter team selected. Full bond team not yet assembled.

2022 ACTION PLAN INITIATIVES

- Bond Refunding Team Kick-off February 2, 2022
- Ratings presentations made on March 1 and 2. Moody's upgraded the PDP bonds (Update: bond refunding ratings were withdrawn due to postponement of the two bond refundings).
- The Authority closed on its 2022 revenue bond refunding via a bank private placement on May 4, 2022 which will generate average annual savings of approx. \$3-4 million per year. (The higher number is dependent on converting the taxable bonds to tax exempt bonds in early 2024.
- On November 1, 2022, Moody's and S&P affirmed the ratings, with a stable outlook, to the 2022 PDP Bonds, Series 2022. On November 17, underwriters facilitated the pricing on the 2022 PDP PDP Refunding Bonds. The Authority closed on the issuance of \$53.3 million in 2022 Port District Refunding Bonds on December 6. Expected savings of \$16.7 million over 5 years.

2023 ACTION PLAN INITIATIVES

- RFP developed to create a new 5-year bond pool of potential underwriters to underwrite future bond transactions. On April 20, 2023, an advertisement of the availability of Statement of Qualification (SOQ) for a pool of municipal bond underwriters was posted on the DRPA website and the full SOQ was made available after registering with the Ariba Network. An evaluation team reviewed the responses and finalized the list of qualified firms. An SS&R creating the bond "pool" was presented to the Finance Committee for approval on June 7, 2023. This resolution was approved by the Board at its June meeting.
- The Authority intends to refund all or a portion of the remaining outstanding 2013 revenue bonds (\$243.9 million) if conditions are favorable later this year. Bond team to be assembled.
- DRPA successfully converted its taxable 2022A Revenue Bonds to a new tax-exempt bonds on January 4, 2024 thereby reducing its debt service by 1.8 million annually for 2024 thru 2026

2024 ACTION PLAN INITIATIVES

- Authority intends to refund all or a portion of the remaining outstanding 2013 revenue bonds (\$243.9 million) if conditions are favorable later this year. Bond team to be assembled. Fifteen underwriters responded to the RFI. Currently we are reviewing these submissions and after the evaluation committee has finalized rankings of all respondents, these rankings will be submitted to the CEO for review and discussion with the Chair and Vice Chair.

DRPA BOARD MINUTES

**DELAWARE RIVER PORT AUTHORITY
BOARD MEETING**

51

**One Port Center
Camden, New Jersey
Wednesday, July 17, 2024**

Pennsylvania Commissioners

James Schultz, Esq., Chairman of the Board
Timothy DeFoor, Pennsylvania Auditor General
Stacy Garrity, Pennsylvania Treasurer (via Teams)
Donna Powell
Gregory Schwab, Esq. (Via Teams)
Vaughn Ross (via Teams)
Keiwana McKinney-Forde (via Teams)
Robert Ghormoz

New Jersey Commissioners

Jeffrey Nash, Esq., Vice Chairman of the Board
Albert Frattali
Richard Sweeney
Charles Fentress
Aaron Nelson (via Teams)
Bruce Garganio (via Teams)
Daniel Christy (via Teams)

DRPA/PATCO Staff

John Hanson, Chief Executive Officer
Raymond J. Santarelli, Esq., General Counsel and Corporate Secretary
Toni Brown, Chief Administrative Officer
Jerry Sahi, Chief Financial Officer
Michael Venuto, Chief Engineer (via Teams)
John Rink, PATCO General Manager
Robert Hicks, Chief Operating Officer
Robert Finnegan, Chief Safety and Security Officer (via Teams)
David Aubrey, Inspector General
Ed Cobbs, Jr., Chief of Police
Stephen M. Holden, Esq., Deputy General Counsel
Rohan Hepkins, PATCO Deputy General Manager
William Shanahan, Director, Homeland Security and Emergency Management
Christopher Jones, Director, Information Services
Matthew Licata, Director, Fleet Management (by Teams)
Michael Christie, Acting Director, WWB/CBB (by Teams)
Joseph McAroy, Director, BFB/BRB (by Teams)
Darlene Callands, Acting Director, Government Relations & Grants Administration
Christina Maroney, Director Strategic Initiatives
Darcie DeBeaumont, Director, Finance, DRPA
Mark Ciechon, Director, Finance PATCO
Jesse Mickel, Purchasing Agent, PATCO
Gerald Faber, Esq., Assistant General Counsel
Kathleen P. Vandy, Esq., Assistant General Counsel

Tracey D.P. Overton, Esq., Assistant General Counsel
 Amy Ash, Manager, Contract Administration
 Nicole Ochroch, Acting Engineering Program Manager
 Carol Herbst, Senior Accountant, Finance (via Teams)
 Mike Williams, Manager, Corporate Communications
 Dawn Whiton, Executive Assistant to the CEO
 Barbara Wagner, Executive Assistant to the CEO
 Christopher Updike, Legal Intern
 Connall Maroney, GM Office Intern
 Colon Shand, Finance Intern
 Luke Russell, Information Systems Intern
 Aayush Talreja, Engineering Intern
 Kolby Miller, Engineering Intern
 Nicole Major, Contract Administration Intern
 Jinell Reid, Government Relations Intern
 Nyla Scott, Purchasing Intern
 Katherine Hilinski, Records Manager, Office of General Counsel
 Anne Nelson, Executive Legal Secretary to the General Counsel

Others Present

Christopher Gibson, Esq., Archer & Greiner, P.C
 Hayden Rigo, Deputy Chief of Staff, Pennsylvania Department of the Auditor General
 Pasquale Deon, Sr., Alternate for Pennsylvania Auditor General Timothy DeFoor
 James Snell, Alternate for Pennsylvania Treasurer, Stacey Garrity (via Teams)
 Allison Deibert, Esq., Deputy Chief Counsel, Pennsylvania Treasury (via Teams)
 Anthony Luker, SE Regional Director, Office of the Pennsylvania Governor (via Teams)
 Alexis Franklin, Esq., Associate Counsel, New Jersey Governor's Authorities Unit (via Teams)
 Alan Kessler, Esq., Duane Morris, LLP
 Jessica Priselac, Esq., Duane Morris, LLP (via Teams)
 Ryan Frascella, Board Liaison, Bellevue Strategies, LLC
 Pranav Maneel, Board Liaison, Bellevue Strategies, LLC
 Maggie Kent, Reporter, WPVI 6ABC
 Yuri Garshaw, Cameraman, WPVI 6ABC
 Kaitlyn McCormick, Reporter, Courier Post

OPEN SESSION

Roll Call

Chairman Schultz called the meeting to order at 9:05 a.m. and asked that the Corporate Secretary call the roll. The following Commissioners were present, constituting a quorum: Chairman Schultz, Vice Chairman Nash, Pennsylvania Auditor General DeFoor, Pennsylvania Treasurer Garrity, Commissioners Frattali, Fentress, Ghormoz, Powell, McKinney-Forde, Nelson, Schwab, Ross, Christy, Sweeney and Garganio.

Public Comment

There was no public comment.

Report of the Chief Executive Officer

Chief Executive Officer Hanson stated that his Report stood as previously submitted. CEO Hanson noted, under the emergency powers section of the Bylaws (Section XII.C.8.) and with approval from the Chair and Vice Chair, a temporary FOP agreement increasing the overtime rate through October 2024. There were no comments on the CEO's report. Commissioner Fentress moved to approve the CEO's Report and Commissioner Sweeney seconded the motion. All Commissioners in attendance voted to approve the CEO's Report. The motion carried.

Report of the Chief Financial Officer

Chief Financial Officer Sahi stated that his Report stood as previously submitted. There were no questions or comments from the Commissioners.

Approval of the June 20, 2024 DRPA Board Meeting Minutes

Chairman Schultz stated that the June 20, 2024 DRPA Board Meeting Minutes were previously provided to all Commissioners and to the Governors of New Jersey and Pennsylvania. There were no comments or corrections to the Minutes. Commissioner Ghormoz moved to approve the Minutes and Commissioner Sweeney seconded the motion. All Commissioners in attendance voted in the affirmative to approve the Minutes as submitted. The motion carried.

Receipt and Filing of the List of Previously Approved Payments covering the Month of June 2024

Chairman Schultz stated that the List of Previously Approved Payments covering the month of June 2024 was previously provided to all Commissioners. There were no questions or comments. Commissioner Garganio moved to receive and file the List and Commissioner Nelson seconded the motion. All Commissioners in attendance voted in the affirmative. The motion carried.

Receipt and Filing of the List of Previously Approved Purchase Orders and Contracts covering the Month of June 2024

Chairman Schultz stated that the List of Previously Approved Purchase Orders and Contracts covering the month of June 2024 was previously provided to all Commissioners. There were no questions or comments. Commissioner Ghormoz moved to receive and file the List and Commissioner Powell seconded the motion. All Commissioners in attendance voted in the affirmative. The motion carried.

Approval of Operations & Maintenance Committee Meeting Minutes of July 9, 2024

Chairman Schultz stated that the Minutes of the July 9, 2024 Operations & Maintenance Committee Meeting were previously provided to all Commissioners. There were no comments or corrections. Commissioner DeFoor moved to approve the Minutes and Commissioner Frattali seconded the motion. All Commissioners in attendance voted in the affirmative to approve the Minutes as submitted. The motion carried.

Adoption of Resolutions Approved by the Operations & Maintenance Committee on July 9, 2024

Chairman Schultz stated that there were four (4) Resolutions from the Operations & Maintenance Committee Meeting for consideration:

DRPA-24-067 Contract Modification (DRPA)

Chief Engineer Venuto presented the Summary Statement and Resolution seeking Board authorization to execute a modification to a previously approved contract with Vitetta Group, Inc. for Design Services for the Benjamin Franklin Bridge Masonry Rehabilitation Project. This modification would add \$86,950.00 to the original approved Resolution (DRPA-18-002), for an adjusted contract agreement amount of \$1,266,950.00. Chairman Schultz inquired whether the Commissioners had any questions for staff concerning the Resolution. There were no questions. Commissioner Frattali moved to adopt the Resolution and Commissioner Sweeney seconded the motion. All Commissioners in attendance voted in the affirmative. The motion carried and the Board adopted the Resolution.

**DRPA-24-068 Extension of Ingress and Egress License Agreement
under Walt Whitman Bridge DVR Philly, LLC**

Assistant General Counsel Faber presented the Summary Statement and Resolution seeking Board authorization to execute an extension of the Ingress and Egress License Agreement with DVR Philly, LLC (“licensee”), located under the Walt Whitman Bridge in Philadelphia, PA. The current license agreement allows ingress and egress in the vicinity of support piers for licensee’s sub-tenant, Glovis America, Inc., to transport vehicles to access the PhilaPort-leased area known as Whiskey Yard. The current agreement terminates on December 20, 2024, and the licensee now seeks to extend the agreement for an additional five (5) year period, with three (3), five-year renewal options, only exercisable with DRPA approval. Chairman Schultz inquired whether the Commissioners had any questions for staff concerning the Resolution. There were no questions. Commissioner Garganio moved to adopt the Resolution and Commissioner DeFoor seconded the motion. All Commissioners in attendance voted in the affirmative. The motion carried and the Board adopted the Resolution.

**DRPA-24-069 Security Sensor System for PATCO Lindenwold
Maintenance Facility and Train Car Storage Yard**

Homeland Security and Emergency Management Director Shanahan presented the Summary Statement and Resolution seeking Board authorization for staff to enter into a Pennsylvania COSTARS agreement with Schneider Electric for an amount not to exceed \$170,000.00 to purchase, install and integrate a security sensor system at the PATCO Lindenwold Maintenance Facility and Train Car Storage Yard to alert DRPA/PATCO Police when there is an intrusion into the facility. Chairman Schultz inquired whether the Commissioners had any questions for staff concerning the Resolution. There were no questions. Commissioner Fentress moved to adopt the Resolution and Commissioner Sweeney seconded the motion. All Commissioners in attendance voted in the affirmative. The motion carried and the Board adopted the Resolution.

DRPA-24-070 Two (2) Dump Truck Upfitting Package

Fleet Management Director Licata presented the Summary Statement and Resolution seeking Board authorization for staff to negotiate a purchase contract with Intercon Truck Equipment, Inc. for the purchase of two (2) Dump Truck Upfitting Packages for two Heavy Duty Cab and Chassis trucks. The equipment is being purchased under Costars Contract #025-E22-394 in the amount of \$123,549.90. Chairman Schultz inquired whether the Commissioners had any questions for staff concerning the Resolution. There were no questions. Commissioner Sweeney moved to adopt the Resolution and Commissioner Ghormoz seconded the motion. All Commissioners in attendance voted in the affirmative. The motion carried and the Board adopted the Resolution.

Approval of Finance Committee Meeting Minutes of July 10, 2024

Chairman Schultz stated that the Minutes of the July 10, 2024 Finance Committee Meeting were previously provided to all Commissioners. There were no comments or corrections. Commissioner Fentress moved to approve the Minutes and Commissioner Sweeney seconded the motion. All Commissioners in attendance voted in the affirmative to approve the Minutes as submitted. The motion carried.

Adoption of Resolutions Approved by the Finance Committee on July 10, 2024

Chairman Schultz stated that there was one (1) Resolutions from the July 10, 2024 Finance Committee Meeting for consideration:

**DRPA-24-071 Reducing the Existing CPI-based Toll Schedule and Adopting
a New Toll Schedule**

Chief Executive Officer Hanson presented the Summary Statement and Resolution seeking approval of the Board to reduce the existing CPI-based toll schedule to reduce the amount to \$6.00; adopt a new Toll Schedule to reflect such reduction; and authorize and direct Authority Staff to take all necessary actions to implement the new Toll Schedule as soon as practicable. Chairman Schultz inquired whether the Commissioners had any questions for staff concerning the Resolution. In response to Auditor General DeFoor's question, CEO Hanson explained that the toll increase will allow for funding of safety and security improvement projects as well as recruitment and retention within our public safety department. Treasurer Garrity thanked the Board and CEO Hanson for the progress made on numerous important issues, including ensuring fair pay for the DRPA police, allowing seniors and frequent travelers to qualify their discounts with Pennsylvania EZPass and studying the bridge toll subsidy to PATCO. Commissioner Frattali moved to adopt the Resolution and Commissioner Sweeney seconded the motion. All Commissioners in attendance voted in the affirmative. The motion carried and the Board adopted the Resolution.

Approval of Labor Committee Meeting Minutes of July 9, 2024

Chairman Schultz stated that the Minutes of the July 9, 2024 Labor Committee Meeting were previously provided to all Commissioners. There were no comments or corrections. Commissioner Fentress moved to approve the Minutes and Commissioner Garganio seconded the motion. All Commissioners in attendance voted in the affirmative to approve the Minutes as submitted. The motion carried.

Citizens' Advisory Committee Report

There was no Citizens' Advisory Committee Report.

Unfinished Business

There were no Unfinished Business items.

New Business

Chairman Schultz stated that there were two (2) New Business item for consideration:

DRPA-24-072 Consideration of Pending DRPA Contracts (Between \$25,000 and \$100,000)

Purchasing Agent Mickel presented the Summary Statement and Resolution seeking Board authorization for staff to negotiate and enter into the four (4) pending DRPA contracts identified in the attachment to the Resolution. Chairman Schultz inquired whether the Commissioners had any questions for staff concerning the Resolution. There were no questions. Commissioner Fentress moved to adopt the Resolution and Commissioner Ghormoz seconded the motion. All Commissioners in attendance voted to approve the motion. The motion carried and the Board adopted the Resolution.

DRPA-24-073 Evaluation of PATCO Operations Focused on Subsidy Management

Chief Executive Officer Hanson presented the Summary Statement and Resolution seeking Board authorization for the Board of Commissioners in collaboration with DRPA and PATCO staff to undertake an evaluation of PATCO operations to identify opportunities to enhance public safety and cleanliness, improve fiscal stability and operating/fiscal efficiencies as a means to increase ridership and improve subsidy management. Chairman Schultz stated that Vice Chairman Nash and Commissioner Deon would be leading the effort from the Board perspective. Chairman Schultz inquired whether the Commissioners had any questions for staff concerning the Resolution. There were no questions. Commissioner Sweeney moved to adopt the Resolution and Commissioner Fentress seconded the motion. All Commissioners in attendance voted to approve the motion. The motion carried and the Board adopted the Resolution.

DRPA Board Meeting Held in Abeyance

At 9:23 a.m., the DRPA Board meeting was held in abeyance to allow the PATCO Board Meeting to convene.

ADJOURNMENT

Chairman Schultz acknowledged the summer interns in attendance and recognized that the intern program provided interns an opportunity to learn a lot through the summer and thanked the interns for the meaning work they were performing.

With no further business, Commissioner Fentress moved to adjourn the Meeting. Commissioner Frattali seconded the motion. All Commissioners in attendance voted in the affirmative. The Meeting adjourned at 9:36 a.m.

Respectfully submitted,

A handwritten signature in black ink, appearing to read "Raymond J. Santarelli". The signature is written in a cursive, slightly slanted style.

Raymond J. Santarelli, Esquire
General Counsel and Corporate Secretary

**DRPA MONTHLY LIST OF
PREVIOUSLY APPROVED PAYMENTS**

DELAWARE RIVER PORT AUTHORITY
MONTHLY LIST OF PAYMENTS 07/01/23 THRU 07/31/23
MEETING DATE 08/19/2024

<u>VENDOR NAME</u>	<u>DESCRIPTION</u>	<u>RESOLUTION #/ AUTHORIZATION</u>	<u>AMOUNT</u>
DELTA DENTAL OF NEW JERSEY, INC.	ACTIVE EMPLOYEE DENTAL INSURANCE	D-23-083	\$ 24,090.81
	ACTIVE EMPLOYEE DENTAL INSURANCE TOTAL		\$ 24,090.81
SYMETRA LIFE INSURANCE COMP.	ACTIVE EMPLOYEE LIFE INSURANCE	D-23-060	\$ 121,229.58
	ACTIVE EMPLOYEE LIFE INSURANCE TOTAL		\$ 121,229.58
AMERHEALTH INSURANCE COMPANY	ACTIVE EMPLOYEE MEDICAL INSURANCE	D-22-076	\$ 586,297.60
	ACTIVE EMPLOYEE MEDICAL INSURANCE TOTAL		\$ 586,297.60
VISION BENEFITS OF AMERICA	ACTIVE EMPLOYEE VISION INSURANCE	D-22-060	\$ 2,414.42
	ACTIVE EMPLOYEE VISION INSURANCE TOTAL		\$ 2,414.42
SOUTH JERSEY COMMUNICATIONS LLC	ADVERTISING - PUBLIC RELATIONS	25KTHRES	\$ 800.00
	ADVERTISING - PUBLIC RELATIONS TOTAL		\$ 800.00
WSP USA INC.	BFB EASTBOUND OPERATIONAL IMPROVEMENTS	D-22-101	\$ 144,918.33 **
	BFB EASTBOUND OPERATIONAL IMPROVEMENTS TOTAL		\$ 144,918.33
SCHNEIDER ELECTRIC BUILDINGS	BFB ELECTRONIC SECURITY SYSTEM	D-21-074	\$ 12,960.00 **
TURTLE & HUGHES, INC.	BFB ELECTRONIC SECURITY SYSTEM	25KTHRES	\$ 6,760.00 **
	BFB ELECTRONIC SECURITY SYSTEM TOTAL		\$ 19,720.00
WSP USA INC.	BFB SAFETY IMPROVEMENTS	D-22-101	\$ 281,136.10 **
	BFB SAFETY IMPROVEMENTS TOTAL		\$ 281,136.10
AECOM TECHNICAL SERVICES, INC	BIENNIAL INSPECTION	D-24-016	\$ 29,486.98
ATANE ENGINEERS ARCHITECTS & LAND	BIENNIAL INSPECTION	D-22-016	\$ 74,955.49
ATANE ENGINEERS ARCHITECTS & LAND	BIENNIAL INSPECTION	D-24-013	\$ 105,785.39
WSP USA INC.	BIENNIAL INSPECTION	D-22-015	\$ 32,660.42
	BIENNIAL INSPECTION TOTAL		\$ 242,888.28
TD BANK, N.A.	BOND SERVICE	BOND SERVICE	\$ 10,007,000.00
	BOND SERVICE TOTAL		\$ 10,007,000.00
TD BANK, N.A.	BOND TRUSTEE FEES	D-16-098	\$ 8,500.00
	BOND TRUSTEE FEES TOTAL		\$ 8,500.00
AECOM TECHNICAL SERVICES, INC	BRB MAINTENANCE PAINTING AND STEEL REPAI	D-18-031	\$ 1,155.37 **
ALLIED PAINTING INC	BRB MAINTENANCE PAINTING AND STEEL REPAI	D-23-001	\$ 3,749,365.48 **
STV INCORPORATED	BRB MAINTENANCE PAINTING AND STEEL REPAI	D-22-102	\$ 355,003.75 **
	BRB MAINTENANCE PAINTING AND STEEL REPAI TOTAL		\$ 4,105,524.60
AON RISK SERVICES CENTRAL INC	BRB MAINTENANCE PAINTING AND STEEL REPAIR	D-22-053	\$ 14,754.59 **
AON RISK SERVICES CENTRAL INC	BRB MAINTENANCE PAINTING AND STEEL REPAIR	D-23-018	\$ 2,459.10 **
	BRB MAINTENANCE PAINTING AND STEEL REPAIR TOTAL		\$ 17,213.69
GRAYBAR ELECTRIC CO INC	BRIDGE FIBER OPTIC ENHANCEMT(WWB/CBB/BFB	25KTHRES	\$ 13,527.40 **
STRUCTURED CABLE SOLUTIONS INC	BRIDGE FIBER OPTIC ENHANCEMT(WWB/CBB/BFB	D-24-026	\$ 105,229.00 **
	BRIDGE FIBER OPTIC ENHANCEMT(WWB/CBB/BFB TOTAL		\$ 118,756.40
WSP USA INC.	CABLE INVESTIGATION	D-19-134	\$ 108,528.67 **
	CABLE INVESTIGATION TOTAL		\$ 108,528.67
BRIAN M. WALTER	CDL LICENSE FEES	25KTHRES	\$ 123.50
	CDL LICENSE FEES TOTAL		\$ 123.50
AON RISK SERVICES CENTRAL INC	CENTER TOWER/COMMAND & CONTROL CENTER RE	D-22-053	\$ 36,886.47 **
	CENTER TOWER/COMMAND & CONTROL CENTER RE TOTAL		\$ 36,886.47
GANNETT FLEMING, INC.	CENTER TOWER/COMMAND & CONTROL CENTER REHABILITATION	D-16-011	\$ 12,955.34 **
	CENTER TOWER/COMMAND & CONTROL CENTER REHABILITATION TOTAL		\$ 12,955.34
LANDSMAN UNIFORMS INC	CLOTHING UNIFORM	25KTHRES	\$ 756.00
	CLOTHING UNIFORM TOTAL		\$ 756.00
WEST PUBLISHING CORPORATION	COMPUTER SOFTWARE	25KTHRES	\$ 363.85
	COMPUTER SOFTWARE TOTAL		\$ 363.85
A.P. CONSTRUCTION, INC.	CONTRACT SERVICE EXPENSE	D-23-086	\$ 315,219.51
ACACIA FINANCIAL GROUP, INC.	CONTRACT SERVICE EXPENSE	D-23-081	\$ 6,867.80
BELLEVUE STRATEGIES, LLC	CONTRACT SERVICE EXPENSE	D-21-090	\$ 3,250.00
CONDUENT STATE & LOCAL SOLUTIONS	CONTRACT SERVICE EXPENSE	D-16-125	\$ 25,415.68
JAMES NOTTINGHAM	CONTRACT SERVICE EXPENSE	D-23-082	\$ 3,166.00
NEW JERSEY TURNPIKE AUTHORITY	CONTRACT SERVICE EXPENSE	D-16-125	\$ 7,416.43
NW FINANCIAL GROUP LLC	CONTRACT SERVICE EXPENSE	D-23-081	\$ 3,825.00
TACTICAL PUBLIC SAFETY LLC	CONTRACT SERVICE EXPENSE	D-23-028	\$ 38,156.88
	CONTRACT SERVICE EXPENSE TOTAL		\$ 403,317.30
PRWT SERVICES INC	CONTRACTED P/T TOLL COLLECTORS	D-22-052	\$ 233,564.75
	CONTRACTED P/T TOLL COLLECTORS TOTAL		\$ 233,564.75
CONDUENT STATE & LOCAL SOLUTIONS	CONTRACTORS - EZP VPC	D-16-125	\$ 68,509.09
	CONTRACTORS - EZP VPC TOTAL		\$ 68,509.09
CONDUENT STATE & LOCAL SOLUTIONS	CONTRACTORS - EZP WALK IN CSC	D-16-125	\$ 141,395.07
	CONTRACTORS - EZP WALK IN CSC TOTAL		\$ 141,395.07
BLUE MOUNTAIN DISTRIBUTORS	COOLERS/BTL WATER	D-20-069	\$ 580.17
	COOLERS/BTL WATER TOTAL		\$ 580.17
AMERICAN EXPRESS	CREDIT CARD FEES	CREDIT CARD FEES	\$ 41.31
PAYMENTECH	CREDIT CARD FEES	CREDIT CARD FEES	\$ 2,196.82
	CREDIT CARD FEES TOTAL		\$ 2,238.13
CJ MAINTENANCE INC	CUSTODIAL SERVICES	D-20-068	\$ 41,248.88
	CUSTODIAL SERVICES TOTAL		\$ 41,248.88
DELL MARKETING LP	DATA PROC SRVS & SW	25KTHRES	\$ 9,059.62
DELL MARKETING LP	DATA PROC SRVS & SW	D-24-047	\$ 559,293.49
MOTOROLA SOLUTIONS INC.	DATA PROC SRVS & SW	25KTHRES	\$ 15,510.00
	DATA PROC SRVS & SW TOTAL		\$ 583,863.11
SHI INTERNATIONAL CORP.	DATA PROCESSING	25KTHRES	\$ 26,506.73
WTH TECHNOLOGY INC.	DATA PROCESSING	25KTHRES	\$ 7,954.80
	DATA PROCESSING TOTAL		\$ 34,461.53
EPLUS TECHNOLOGY, INC.	DATA PROCESSING EXPENSE	25KTHRES	\$ 2,726.42
EPLUS TECHNOLOGY, INC.	DATA PROCESSING EXPENSE	D-24-048B	\$ 42,596.08
	DATA PROCESSING EXPENSE TOTAL		\$ 45,322.50
AECOM TECHNICAL SERVICES, INC	DELEADING AND REPAINTING	D-16-002	\$ 106,675.24 **
BURNS ENGINEERING, INC.	DELEADING AND REPAINTING	D-21-014	\$ 3,465.85 **
	DELEADING AND REPAINTING TOTAL		\$ 110,141.09

EAST RIVER ENERGY, INC.	DIESEL FUEL	D-24-005	\$ 5,288.54
	DIESEL FUEL TOTAL		\$ 5,288.54
SCHNEIDER ELECTRIC BUILDINGS	DRPA CYBER SECURITY/FACILITY HARDENING	D-23-107	\$ 219,100.56 **
	DRPA CYBER SECURITY/FACILITY HARDENING TOTAL		\$ 219,100.56
SCHNEIDER ELECTRIC BUILDINGS	DRPA FACILITY HARDENING - PATCO	D-21-075	\$ 35,690.00 **
	DRPA FACILITY HARDENING - PATCO TOTAL		\$ 35,690.00
HNTB CORPORATION	DRPA PATCO INTERLOCKING AND TRACK REHABILITATION	D-20-029	\$ 5,124.89 **
	DRPA PATCO INTERLOCKING AND TRACK REHABILITATION TOTAL		\$ 5,124.89
TINA A. LISTON-HORNER	ELEC EQP/SUPP-NO CBL	25KTHRES	\$ 325.00
	ELEC EQP/SUPP-NO CBL TOTAL		\$ 325.00
ATLANTIC CITY ELECTRIC	ELECTRICITY EXPENSE	UTILITY	\$ 852.56
CITY OF PHILA	ELECTRICITY EXPENSE	UTILITY	\$ 84.03
PECO - PAYMENT PROCESSING	ELECTRICITY EXPENSE	UTILITY	\$ 22,207.91
PSE&G CO.	ELECTRICITY EXPENSE	UTILITY	\$ 63,941.76
TOTALENERGIES STRONG, LLC	ELECTRICITY EXPENSE	UTILITY	\$ 28,987.22
	ELECTRICITY EXPENSE TOTAL		\$ 116,073.48
DENNEY ELECTRIC SUPPLY OF AMBLER, SCHNEIDER ELECTRIC BUILDINGS	ELECTRONIC SURVEILLANCE & INTEGRATION	D-21-111	\$ 250,000.00 **
	ELECTRONIC SURVEILLANCE & INTEGRATION	D-23-026A	\$ 5,110.50 **
	ELECTRONIC SURVEILLANCE & INTEGRATION TOTAL		\$ 255,110.50
ELITE ELEVATOR SERVICES LLC	ELEVATRS & ESCALATRS	D-24-027B	\$ 9,123.98
	ELEVATRS & ESCALATRS TOTAL		\$ 9,123.98
BURNS ENGINEERING, INC.	ENGINEERING SERVICES	D-21-014	\$ 18,286.16
GANNETT FLEMING, INC.	ENGINEERING SERVICES	D-21-014	\$ 5,040.98
HATCH ASSOCIATES CONSULTANTS, INC.	ENGINEERING SERVICES	D-21-014	\$ 5,587.63
JOHNSON, MIRMIRAN & THOMPSON, INC.	ENGINEERING SERVICES	D-21-014	\$ 27,998.64
PENNONI ASSOCIATES INC.	ENGINEERING SERVICES	D-17-093	\$ 239.90
PENNONI ASSOCIATES INC.	ENGINEERING SERVICES	D-21-014	\$ 12,505.80
STV INCORPORATED	ENGINEERING SERVICES	D-21-014	\$ 14,232.82
	ENGINEERING SERVICES TOTAL		\$ 83,891.93
9T05 SEATING LLC	EQUIPMENT & TOOLS	25KTHRES	\$ 4,423.27
ACCO BRANDS USA LLC	EQUIPMENT & TOOLS	25KTHRES	\$ 2,544.44
AED BRANDS, LLC	EQUIPMENT & TOOLS	25KTHRES	\$ 2,458.00
ANA SOURCING LLC	EQUIPMENT & TOOLS	25KTHRES	\$ 587.00
ARAMSCO, INC.	EQUIPMENT & TOOLS	25KTHRES	\$ 5,622.00
ARNOLD'S SAFE & LOCK CO., INC.	EQUIPMENT & TOOLS	25KTHRES	\$ 4,620.00
AUTO SUPER WASH, INC	EQUIPMENT & TOOLS	25KTHRES	\$ 831.50
CARR'S HARDWARE	EQUIPMENT & TOOLS	25KTHRES	\$ 1,368.00
CARR'S HARDWARE	EQUIPMENT & TOOLS	25KTHRES	\$ 420.00
COONEY HOLDCO LLC	EQUIPMENT & TOOLS	25KTHRES	\$ 208.60
DIVAL SAFETY EQUIPMENT	EQUIPMENT & TOOLS	25KTHRES	\$ 820.00
PENDERGAST SAFETY EQUIPMENT CO	EQUIPMENT & TOOLS	25KTHRES	\$ 109.45
QUEST SAFETY PRODUCTS, INC.	EQUIPMENT & TOOLS	25KTHRES	\$ 650.50
QUEST SAFETY PRODUCTS, INC.	EQUIPMENT & TOOLS	25KTHRES	\$ 42.57
REDY BATTERY	EQUIPMENT & TOOLS	25KTHRES	\$ 635.80
SAMUEL A ROSS AUTOMOTIVE EQUIPMENT	EQUIPMENT & TOOLS	25KTHRES	\$ 1,400.00
SCHNEIDER ELECTRIC BUILDINGS	EQUIPMENT & TOOLS	D-21-055	\$ 1,238.00
STAUFFER GLOVE & SAFETY	EQUIPMENT & TOOLS	25KTHRES	\$ 890.00
SUPREME SAFETY, INC	EQUIPMENT & TOOLS	25KTHRES	\$ 2,250.00
T. FRANK MCCALL'S, INC.	EQUIPMENT & TOOLS	25KTHRES	\$ 1,055.60
T. FRANK MCCALL'S, INC.	EQUIPMENT & TOOLS	25KTHRES	\$ 116.16
TACTICAL PUBLIC SAFETY LLC	EQUIPMENT & TOOLS	D-23-032	\$ 8,573.48
TRISTATE INDUSTRIAL DISTRIBUTORS OF TURTLE & HUGHES, INC.	EQUIPMENT & TOOLS	25KTHRES	\$ 425.00
UNITED ELECTRIC SUPPLY CO., INC.	EQUIPMENT & TOOLS	25KTHRES	\$ 630.00
WEST PUBLISHING CORPORATION	EQUIPMENT & TOOLS	25KTHRES	\$ 3,034.87
Y-PERS, INC.	EQUIPMENT & TOOLS	25KTHRES	\$ 582.83
	EQUIPMENT & TOOLS	25KTHRES	\$ 1,275.00
	EQUIPMENT & TOOLS TOTAL		\$ 46,812.07
SUNBELT RENTALS, INC.	EQUIPMENT RENTALS	D-23-006	\$ 5,464.81
	EQUIPMENT RENTALS TOTAL		\$ 5,464.81
URBAN ENGINEERS, INC.	EVESHAM PEDESTRIAN BRIDGE REHABILITATION	D-21-014	\$ 153,284.41 **
	EVESHAM PEDESTRIAN BRIDGE REHABILITATION TOTAL		\$ 153,284.41
CONDUENT STATE & LOCAL SOLUTIONS	E-ZPASS CREDIT CARD FEES	D-16-125	\$ 22,086.64
NJ E-ZPASS	E-ZPASS CREDIT CARD FEES	D-16-125	\$ 752,621.24
	E-ZPASS CREDIT CARD FEES TOTAL		\$ 774,707.88
CHAS S WINNER INC	F150 SUPER CAB	D-24-048F	\$ 30,564.05 **
WHITMOYER FORD INC	F150 SUPER CAB	D-24-041	\$ 57,600.00 **
	F150 SUPER CAB TOTAL		\$ 88,164.05
BDF CHEMICAL CO INC	FASTENERS	25KTHRES	\$ 489.84
	FASTENERS TOTAL		\$ 489.84
EAST RIVER ENERGY, INC.	GASOLINE - UNLEADED	D-24-005	\$ 50,029.91
	GASOLINE - UNLEADED TOTAL		\$ 50,029.91
PARKER MCCAY PA	GLASSBORO-CAMDEN LINE	D-21-001	\$ 990.00 **
	GLASSBORO-CAMDEN LINE TOTAL		\$ 990.00
BDF CHEMICAL CO INC	HARDWARE & RELATED	25KTHRES	\$ 1,283.04
FELTON L. WALKER	HARDWARE & RELATED	25KTHRES	\$ 3,467.48
	HARDWARE & RELATED TOTAL		\$ 4,750.52
PHILADELPHIA GAS WORKS	HEATING EXPENSE	UTILITY	\$ 825.67
PSE&G CO.	HEATING EXPENSE	UTILITY	\$ 681.32
SOUTH JERSEY GAS COMPANY	HEATING EXPENSE	UTILITY	\$ 162.13
	HEATING EXPENSE TOTAL		\$ 1,669.12
BRADLEY-SCIOCCHETTI INC	HVAC	25KTHRES	\$ 7,268.00
	HVAC TOTAL		\$ 7,268.00
PORT AUTHORITY TRANSIT CORPORATION	INTERCOMPANY TRANSFERS	NONE	\$ 3,683,665.80
	INTERCOMPANY TRANSFERS TOTAL		\$ 3,683,665.80
PORT AUTHORITY TRANSIT CORPORATION	INTERCOMPANY TRANSFERS - CAPITAL	NONE	\$ 419,004.12 **
	INTERCOMPANY TRANSFERS - CAPITAL TOTAL		\$ 419,004.12
BOWMAN & COMPANY LLP	INVESTMENT IN PATCO	NONE	\$ 41,380.00
CONNER STRONG & BUCKELEW, LLC	INVESTMENT IN PATCO	NONE	\$ 5,699.61
VERIZON	INVESTMENT IN PATCO	NONE	\$ 802.34
VERIZON BUSINESS	INVESTMENT IN PATCO	NONE	\$ 19.70
	INVESTMENT IN PATCO TOTAL		\$ 47,901.65

FELTON L. WALKER	JANITORIAL SUPPLIES	25KTHRES	\$ 1,280.00
Y-PERS, INC.	JANITORIAL SUPPLIES	25KTHRES	\$ 1,795.20
	JANITORIAL SUPPLIES TOTAL		\$ 3,075.20
NEWMARK	JCI METASYS CONTROLS (BAS UPGRADE)	NONE	\$ 10,665.00
	JCI METASYS CONTROLS (BAS UPGRADE) TOTAL		\$ 10,665.00
JPC GROUP, INC.	LINDENWOLD YARD LIFT STATION	D-23-071	\$ 223,565.00 **
TRC ENGINEERS, INC.	LINDENWOLD YARD LIFT STATION	D-21-014	\$ 1,192.96 **
	LINDENWOLD YARD LIFT STATION TOTAL		\$ 224,757.96
ST ENGINEERING URBAN SOLUTIONS USA	MAINT. FEE - TOLL COLLECTION EQUIP	D-24-020	\$ 85,471.00
	MAINT. FEE - TOLL COLLECTION EQUIP TOTAL		\$ 85,471.00
TRI-M GROUP LLC	MAINT/REPAIR-BLDG	D-23-077	\$ 15,430.00
	MAINT/REPAIR-BLDG TOTAL		\$ 15,430.00
TRI-M GROUP LLC	MAINT/REPAIR-ELECT.	D-23-077	\$ 13,130.00
	MAINT/REPAIR-ELECT. TOTAL		\$ 13,130.00
KENCO CORPORATION	MATERIALS HANDLING & STORG	25KTHRES	\$ 6,218.00
	MATERIALS HANDLING & STORG TOTAL		\$ 6,218.00
FULTON FOODS LLC	MEETING EXPENSES	25KTHRES	\$ 556.00
	MEETING EXPENSES TOTAL		\$ 556.00
DARCIE A. DEBEAUMONT	MEMBERSHIPS & SUBSCRIPTIONS	25KTHRES	\$ 4.00
DIRECTV	MEMBERSHIPS & SUBSCRIPTIONS	25KTHRES	\$ 24.00
SOUTHERN NEW JERSEY DEVELOPMENT	MEMBERSHIPS & SUBSCRIPTIONS	25KTHRES	\$ 880.00
WOMEN'S TRANSPORTATION SEMINAR	MEMBERSHIPS & SUBSCRIPTIONS	25KTHRES	\$ 125.00
	MEMBERSHIPS & SUBSCRIPTIONS TOTAL		\$ 1,033.00
ONE CALL CONCEPTS, INC.	MISCELLANEOUS SUPPLIES	25KTHRES	\$ 34.32
	MISCELLANEOUS SUPPLIES TOTAL		\$ 34.32
TD BANK, N.A.	NET PAYROLL	NET PAYROLL	\$ 3,339.84
WELLS FARGO BANK, NA	NET PAYROLL	NET PAYROLL	\$ 2,549,994.56
	NET PAYROLL TOTAL		\$ 2,553,334.40
TRAFFIC PLANNING AND DESIGN INC	NJ ATTENUATOR REPLACEMENTS	D-21-014	\$ 4,722.67 **
	NJ ATTENUATOR REPLACEMENTS TOTAL		\$ 4,722.67
CONDUENT STATE & LOCAL SOLUTIONS	NJ CSC TRANSACTIONS	D-16-125	\$ 274,608.45
	NJ CSC TRANSACTIONS TOTAL		\$ 274,608.45
FRENCH & PARRELLO ASSOCIATES, PA	NJ MISCELLANEOUS STEEL REPAIRS	D-21-014	\$ 14,565.42 **
	NJ MISCELLANEOUS STEEL REPAIRS TOTAL		\$ 14,565.42
ADAM E. CARMASINE	OFFICE SUPPLIES	25KTHRES	\$ 74.97
CANON FINANCIAL SERVICES INC	OFFICE SUPPLIES	D-21-121	\$ 34.04
EMERALD BUSINESS SUPPLY INC.	OFFICE SUPPLIES	D-24-037A	\$ 780.90
PITNEY BOWES INC	OFFICE SUPPLIES	25KTHRES	\$ 54.00
W.B. MASON CO. INC	OFFICE SUPPLIES	D-23-121	\$ 1,408.40
	OFFICE SUPPLIES TOTAL		\$ 2,352.31
CITY OF CAMDEN REDEVELOPMENT AGENCY	OPC REDEVELOPMENT FEE	D-13-015	\$ 181,666.00
	OPC REDEVELOPMENT FEE TOTAL		\$ 181,666.00
TRIAD ADVISORY SERVICES INC	OTHER GRANT RECEIVABLES	D-19-138	\$ 10,360.00
	OTHER GRANT RECEIVABLES TOTAL		\$ 10,360.00
PA STATE EMPLOYEES RETIREMENT SYSTE	PA SERS	NONE	\$ 1,863,283.31
	PA SERS TOTAL		\$ 1,863,283.31
REMINGTON & VERNICK ENGINEERS II,	PA SUBSTATIONS REHABILITATION	D-21-014	\$ 181.61 **
	PA SUBSTATIONS REHABILITATION TOTAL		\$ 181.61
KS ENGINEERS, P.C.	PA SUBSTRUCTURE PRESERVATION	D-21-014	\$ 20,985.20 **
	PA SUBSTRUCTURE PRESERVATION TOTAL		\$ 20,985.20
THE GORDIAN GROUP, INC.	PATCO BROADWAY STATION HOLDING CELL	D-20-064	\$ 37,247.38 **
	PATCO BROADWAY STATION HOLDING CELL TOTAL		\$ 37,247.38
BROWN & CONNERY LLP	PATCO ROW EMBANKMENT - PHASE 5	D-22-001	\$ 2,380.09 **
GANNETT FLEMING, INC.	PATCO ROW EMBANKMENT - PHASE 5	D-22-061	\$ 5,727.77 **
	PATCO ROW EMBANKMENT - PHASE 5 TOTAL		\$ 8,107.86
WHITMOYER FORD INC	PATROL	D-24-025	\$ 259,800.00 **
	PATROL TOTAL		\$ 259,800.00
CITY OF PHILADELPHIA	PAYROLL TAXES	NONE	\$ 37,090.52
INTERNAL REVENUE SERVICE	PAYROLL TAXES	NONE	\$ 1,038,411.11
NJ GIT/LBR PMT	PAYROLL TAXES	NONE	\$ 7,623.24
PA DEPT OF REVENUE	PAYROLL TAXES	NONE	\$ 35,165.15
TREASURER - STATE OF NEW JERSEY	PAYROLL TAXES	NONE	\$ 106,951.19
	PAYROLL TAXES TOTAL		\$ 1,225,241.21
PNC BANK P-CARD	P-CARD PURCHASES	NONE	\$ 109,223.99
	P-CARD PURCHASES TOTAL		\$ 109,223.99
NJ DIV OF PENSION AND BENEFITS	PENSION	NONE	\$ 7,706.52
	PENSION TOTAL		\$ 7,706.52
GANNETT FLEMING, INC.	PHASE 3 ELECTRICAL TRANSFORMER REPLACEMENT	D-18-028	\$ 31,134.75 **
	PHASE 3 ELECTRICAL TRANSFORMER REPLACEMENT TOTAL		\$ 31,134.75
SCALFO ELECTRIC, INC.	PHASE 3 OF ELECTRICAL TRANSFORMER REPLAC	D-22-065	\$ 510,427.87 **
	PHASE 3 OF ELECTRICAL TRANSFORMER REPLAC TOTAL		\$ 510,427.87
UNITED PARCEL SERVICE (UPS)	POSTAGE EXPENSES	25KTHRES	\$ 100.09
	POSTAGE EXPENSES TOTAL		\$ 100.09
CONNER STRONG & BUCKELEW, LLC	PREPAID INSURANCE	D-24-055	\$ 17,098.81
	PREPAID INSURANCE TOTAL		\$ 17,098.81
AMERICAN ARBITRATION ASSOCIATION	PROFESSIONAL FEES	25KTHRES	\$ 375.00
AON RISK SERVICES CENTRAL INC	PROFESSIONAL FEES	D-22-053	\$ 16,445.22
	PROFESSIONAL FEES TOTAL		\$ 16,820.22
BOWMAN & COMPANY LLP	PROFESSIONAL FEES - AUDIT	D-19-089	\$ 59,449.50
CHAMBER OF COMMERCE SOUTHERN NJ	PROFESSIONAL FEES - AUDIT	25KTHRES	\$ 2,265.00
	PROFESSIONAL FEES - AUDIT TOTAL		\$ 61,714.50
JAMES M WHITE JR	PROFESSIONAL FEES - CONSULTING	25KTHRES	\$ 12,569.30
JOHN F. LOTIERZO	PROFESSIONAL FEES - CONSULTING	D-23-046D	\$ 3,506.25
MORGANFRANKLIN CONSULTING LLC	PROFESSIONAL FEES - CONSULTING	CEOEMG	\$ 21,498.75
PATRICIA GRIFFEY	PROFESSIONAL FEES - CONSULTING	25KTHRES	\$ 2,268.20
	PROFESSIONAL FEES - CONSULTING TOTAL		\$ 39,842.50
GALLAGHER BENEFIT SERVICES, INC	PROFESSIONAL FEES - INS BROKERS	D-23-061	\$ 26,614.72
	PROFESSIONAL FEES - INS BROKERS TOTAL		\$ 26,614.72
ARCHER & GREINER, PC	PROFESSIONAL FEES - LEGAL COSTS	D-22-001	\$ 25,068.50
BROWN & CONNERY LLP	PROFESSIONAL FEES - LEGAL COSTS	D-22-001	\$ 20,422.58
DILWORTH PAXSON LLP	PROFESSIONAL FEES - LEGAL COSTS	D-22-001	\$ 2,227.50

DUANE MORRIS LLP	PROFESSIONAL FEES - LEGAL COSTS	D-22-001	\$ 14,032.50
FLORIO PERRUCCI STEINHARDT CAPELLI	PROFESSIONAL FEES - LEGAL COSTS	D-22-001	\$ 412.50
MCELROY DEUTSCH MULVANEY	PROFESSIONAL FEES - LEGAL COSTS	D-22-001	\$ 47.50
MONTGOMERY MCCrackEN WALKER & RHOAD	PROFESSIONAL FEES - LEGAL COSTS	D-22-001	\$ 1,595.00
OBERMAYER REBMANN MAXWELL	PROFESSIONAL FEES - LEGAL COSTS	D-22-001	\$ 580.00
PARKER MCCAY PA	PROFESSIONAL FEES - LEGAL COSTS	D-22-001	\$ 1,611.24
ZELLER & WIELICZKO, LLP	PROFESSIONAL FEES - LEGAL COSTS	D-22-001	\$ 283.26
	PROFESSIONAL FEES - LEGAL COSTS TOTAL		\$ 66,280.58
INTERSTATE MOBILE CARE, INC.	PROFESSIONAL FEES - MEDICAL	P-21-008	\$ 8,107.00
	PROFESSIONAL FEES - MEDICAL TOTAL		\$ 8,107.00
BENEFIT HARBOR LP	PROFESSIONAL SERVICES	D-22-059	\$ 7,439.29
FIRST STATE TRUST COMPANY	PROFESSIONAL SERVICES	25KTHRES	\$ 7,528.99
HNTB CORPORATION	PROFESSIONAL SERVICES	D-22-014	\$ 6,202.09
JACOBS ENGINEERING GROUP INC.	PROFESSIONAL SERVICES	D-22-014	\$ 8,023.16
JENNIFER KELLY	PROFESSIONAL SERVICES	D-21-036D	\$ 3,150.00
RELX INC	PROFESSIONAL SERVICES	25KTHRES	\$ 950.00
REMINGTON & VERNICK ENGINEERS II,	PROFESSIONAL SERVICES	D-23-051	\$ 103,517.48
SOUTH JERSEY TRANSIT PARTNERS	PROFESSIONAL SERVICES	NONE	\$ 5,101,907.06
THE GORDIAN GROUP, INC.	PROFESSIONAL SERVICES	D-20-064	\$ 2,748.97
TRI-COUNTY TERMITE & PEST CONTROL,	PROFESSIONAL SERVICES	25KTHRES	\$ 760.00
	PROFESSIONAL SERVICES TOTAL		\$ 5,242,227.04
STV INCORPORATED	PUBLIC SAFETY TRAINING FACILITY	D-21-014	\$ 4,335.32 **
	PUBLIC SAFETY TRAINING FACILITY TOTAL		\$ 4,335.32
TRAFFIC SAFETY SERVICE LLC	RD&HWY EQP & PARTS	25KTHRES	\$ 10,642.00
	RD&HWY EQP & PARTS TOTAL		\$ 10,642.00
GRM INFORMATION MANAGEMENT SERVICES	RECORDS MANAGEMENT FEES	D-20-090	\$ 2,593.53
	RECORDS MANAGEMENT FEES TOTAL		\$ 2,593.53
TOTALENERGIES STRONG, LLC	RENEWABLE ENERGY INTEGRATION	D-21-030	\$ 496,530.74 **
	RENEWABLE ENERGY INTEGRATION TOTAL		\$ 496,530.74
AON RISK SERVICES CENTRAL INC	REOPENING FRANKLIN SQUARE	D-22-053	\$ 15,984.14 **
BURNS ENGINEERING, INC.	REOPENING FRANKLIN SQUARE	D-22-039	\$ 63,805.44 **
HNTB CORPORATION	REOPENING FRANKLIN SQUARE	D-22-002	\$ 98,061.89 **
	REOPENING FRANKLIN SQUARE TOTAL		\$ 177,851.47
TRANE U.S. INC.	REPAIR PARTS - HEATING / AC	D-22-031	\$ 10,250.04
	REPAIR PARTS - HEATING / AC TOTAL		\$ 10,250.04
GANNETT FLEMING, INC.	REPLACE ELECTRICAL CABLES IN SUBWAYS	D-19-108	\$ 27,619.33 **
	REPLACE ELECTRICAL CABLES IN SUBWAYS TOTAL		\$ 27,619.33
JACOBS ENGINEERING GROUP INC.	REPLACEMENT OF TRACK TIES	D-21-014	\$ 10,317.75 **
	REPLACEMENT OF TRACK TIES TOTAL		\$ 10,317.75
AMERIHEALTH INSURANCE COMPANY	RETIREE MEDICAL INSURANCE	D-23-083	\$ 173,594.90
UNITED HEALTHCARE	RETIREE MEDICAL INSURANCE	D-23-110	\$ 129,665.45
	RETIREE MEDICAL INSURANCE TOTAL		\$ 303,260.35
HORIZON BLUE CROSS BLUE SHIELD OF N	RETIREE MEDICAL PRESCRIPTION INSURANCE OVER 65	D-23-095	\$ 43,492.39
	RETIREE MEDICAL PRESCRIPTION INSURANCE OVER 65 TOTAL		\$ 43,492.39
POTTERS INDUSTRIES LLC	ROAD PAINT & PAINT SUPPLIES	25KTHRES	\$ 5,600.00
THE SHERWIN WILLIAMS COMPANY	ROAD PAINT & PAINT SUPPLIES	25KTHRES	\$ 7,603.75
	ROAD PAINT & PAINT SUPPLIES TOTAL		\$ 13,203.75
REMINGTON & VERNICK ENGINEERS II,	ROOF REPLACEMENT	D-21-014	\$ 25,880.45 **
	ROOF REPLACEMENT TOTAL		\$ 25,880.45
MORGANFRANKLIN CONSULTING LLC	SAP EAM MASTER DATA/SYS CONFIG/SECURITY	D-23-084	\$ 319,132.15 **
	SAP EAM MASTER DATA/SYS CONFIG/SECURITY TOTAL		\$ 319,132.15
TENNANT SALES AND SERVICES COMPANY	SCRUBBER	D-24-037D	\$ 68,124.94 **
	SCRUBBER TOTAL		\$ 68,124.94
WHITMOYER FORD INC	SEDAN/SMALL PICKUP	D-24-041	\$ 57,600.00 **
	SEDAN/SMALL PICKUP TOTAL		\$ 57,600.00
AECOM TECHNICAL SERVICES, INC	SUSPENSION CABLE INSPECT/DESIGN	D-17-067	\$ 20,252.44 **
AECOM TECHNICAL SERVICES, INC	SUSPENSION CABLE INSPECT/DESIGN	D-22-003	\$ 24,838.89 **
	SUSPENSION CABLE INSPECT/DESIGN TOTAL		\$ 45,091.33
AON RISK SERVICES CENTRAL INC	SUSPENSION SPANS REHABILITATION	D-22-053	\$ 33,197.83 **
HNTB CORPORATION	SUSPENSION SPANS REHABILITATION	D-21-037	\$ 4,076.10 **
SKANSKA KOCH INC.	SUSPENSION SPANS REHABILITATION	D-19-131	\$ 1,552,685.69 **
	SUSPENSION SPANS REHABILITATION TOTAL		\$ 1,589,959.62
E. J. WARD, INC.	TECHNOLOGY EXPENSE	D-22-080E	\$ 12,708.00
ELLIOTT-LEWIS CORP.	TECHNOLOGY EXPENSE	25KTHRES	\$ 1,075.00
	TECHNOLOGY EXPENSE TOTAL		\$ 13,783.00
APLUS CONFERENCE LTD	TELEPHONE & TELECOM EXPENSE	UTILITY	\$ 287.20
VERIZON	TELEPHONE & TELECOM EXPENSE	UTILITY	\$ 7,991.51
VERIZON BUSINESS	TELEPHONE & TELECOM EXPENSE	UTILITY	\$ 2,459.12
VERIZON WIRELESS	TELEPHONE & TELECOM EXPENSE	UTILITY	\$ 31,654.57
ZAYO GROUP HOLDINGS INC	TELEPHONE & TELECOM EXPENSE	25KTHRES	\$ 1,555.00
	TELEPHONE & TELECOM EXPENSE TOTAL		\$ 43,947.40
ISEARCH PARTNERS INC	TEMPORARY SERVICES	D-19-058	\$ 25,217.17
	TEMPORARY SERVICES TOTAL		\$ 25,217.17
ONE CALL CONCEPTS, INC.	TESTING AND INSPECTION FEES	25KTHRES	\$ 30.03
	TESTING AND INSPECTION FEES TOTAL		\$ 30.03
CUSTOM BANDAG INC.	TIRES AND TUBES	25KTHRES	\$ 1,320.00
	TIRES AND TUBES TOTAL		\$ 1,320.00
ARCADIS PROFESSIONAL SERVICES USA	TOLL TECHNOLOGY DESIGN - PHASE 1	D-18-125	\$ 5,126.10 **
	TOLL TECHNOLOGY DESIGN - PHASE 1 TOTAL		\$ 5,126.10
ATANE ENGINEERS ARCHITECTS & LAND	TOWER LINK REHABILITATION	D-21-014	\$ 15,401.80 **
	TOWER LINK REHABILITATION TOTAL		\$ 15,401.80
HNTB CORPORATION	TOWER LINK REHABILITATION - PHASE 2	D-21-014	\$ 13,107.56 **
	TOWER LINK REHABILITATION - PHASE 2 TOTAL		\$ 13,107.56
TRI-M GROUP LLC	TRAFFIC CTRL DEVICES	D-23-077	\$ 21,725.00
	TRAFFIC CTRL DEVICES TOTAL		\$ 21,725.00
JATINDER S. SAHI	TRAINING TRAVEL COSTS	25KTHRES	\$ 48.85
	TRAINING TRAVEL COSTS TOTAL		\$ 48.85
WHITMOYER FORD INC	TRANSIT 350 VAN	D-24-041	\$ 28,800.00 **
	TRANSIT 350 VAN TOTAL		\$ 28,800.00
WASTE MANAGEMENT OF NEW JERSEY, INC	TRASH REMOVAL	D-21-049	\$ 2,687.88
	TRASH REMOVAL TOTAL		\$ 2,687.88

AARIE M. LEE	TRAVEL EXPENSES	25KTHRES	\$ 14.74
CATHERINE M. BURNS	TRAVEL EXPENSES	25KTHRES	\$ 67.00
DARLENE P. CALLANDS	TRAVEL EXPENSES	25KTHRES	\$ 70.80
DOMINIQUE H. CARTER	TRAVEL EXPENSES	25KTHRES	\$ 6.03
EVELYN MALDONADO	TRAVEL EXPENSES	25KTHRES	\$ 10.91
JOSEPH A. WENCLEWICZ	TRAVEL EXPENSES	25KTHRES	\$ 34.17
JULIANA E. DAVIS	TRAVEL EXPENSES	25KTHRES	\$ 14.74
LISETTE QUINONES	TRAVEL EXPENSES	25KTHRES	\$ 6.03
MONICA M. BROWN	TRAVEL EXPENSES	25KTHRES	\$ 14.74
NYDIA ROSARIO	TRAVEL EXPENSES	25KTHRES	\$ 33.50
RASHIDAH SMITH	TRAVEL EXPENSES	25KTHRES	\$ 48.24
RAYMOND J. SANTARELLI	TRAVEL EXPENSES	25KTHRES	\$ 92.00
SEDRICK J. ROBINSON JR	TRAVEL EXPENSES	25KTHRES	\$ 26.80
SYVILLA A. WILLIAMS	TRAVEL EXPENSES	25KTHRES	\$ 44.22
	TRAVEL EXPENSES TOTAL		\$ 483.92
ALICE DOMMERT	TUITION REIMBURSEMENT EXPENSE	25KTHRES	\$ 3,000.00
TIMOTHY P. FLETCHER	TUITION REIMBURSEMENT EXPENSE	25KTHRES	\$ 1,020.00
	TUITION REIMBURSEMENT EXPENSE TOTAL		\$ 4,020.00
ACMACK CORP	UNIFORM CLEANING EXPENSE	25KTHRES	\$ 396.10
	UNIFORM CLEANING EXPENSE TOTAL		\$ 396.10
PNC BANK P-CARD	UNIFORM EXPENSE	NONE	\$ 8,962.95
	UNIFORM EXPENSE TOTAL		\$ 8,962.95
EMPLOYEE PASS THROUGH PAYMENTS	UNION DUES EMPLOYEES CONTRIBUTIONS, ETC.	NONE	\$ 683,946.11
	UNION DUES EMPLOYEES CONTRIBUTIONS, ETC. TOTAL		\$ 683,946.11
B.C.K. WILLIAMS CORP.	VEHICLE PARTS FOR REPAIRS	D-24-033	\$ 3,484.76
GENUINE PART COMPANY	VEHICLE PARTS FOR REPAIRS	D-24-033	\$ 11,395.47
PACIFICO FORD, INC.	VEHICLE PARTS FOR REPAIRS	25KTHRES	\$ 82.82
	VEHICLE PARTS FOR REPAIRS TOTAL		\$ 14,963.05
EMERGI-CLEAN INC	VEHICLE REPAIRS - EXTERNAL SERVICES	25KTHRES	\$ 590.00
	VEHICLE REPAIRS - EXTERNAL SERVICES TOTAL		\$ 590.00
BLUE MOUNTAIN DISTRIBUTORS	WATER & SEWER EXPENSE	D-23-031	\$ 1,826.21
CAMDEN COUNTY MUNICIPAL UTILITIES	WATER & SEWER EXPENSE	UTILITY	\$ 4,256.89
CITY OF CAMDEN	WATER & SEWER EXPENSE	UTILITY	\$ 5,970.44
CITY OF PHILA	WATER & SEWER EXPENSE	UTILITY	\$ 3,635.11
MERCHANTVILLE-PENNSAUKEN WATER	WATER & SEWER EXPENSE	UTILITY	\$ 2,225.40
NEW JERSEY AMERICAN WATER	WATER & SEWER EXPENSE	UTILITY	\$ 874.09
PENNSAUKEN SEWERAGE AUTHORITY	WATER & SEWER EXPENSE	UTILITY	\$ 607.98
	WATER & SEWER EXPENSE TOTAL		\$ 19,396.12
COOPER LEVENSON, PA	WORKER'S COMP RESERVE	D-22-001	\$ 3,282.50
SCHAFF & YOUNG, PC	WORKER'S COMP RESERVE	D-22-001	\$ 5,042.50
	WORKER'S COMP RESERVE TOTAL		\$ 8,325.00
MALAMUT & ASSOCIATES, LLC	WORKMENS COMPENSATION	D-22-001	\$ 3,375.00
TURNER SURETY AND INSURANCE	WORKMENS COMPENSATION	D-22-089	\$ 6,375.00
	WORKMENS COMPENSATION TOTAL		\$ 9,750.00
SCIBAL ASSOCIATES INC	WORKMENS COMPENSATION	D-22-036	\$ 81,720.45
	WORKMENS COMPENSATION TOTAL		\$ 81,720.45
DENNEY ELECTRIC SUPPLY OF AMBLER,	WWB ADM BLDG CAST IRON SANITARY PP REPLA	25KTHRES	\$ 4,267.36 **
	WWB ADM BLDG CAST IRON SANITARY PP REPLA TOTAL		\$ 4,267.36
SCHNEIDER ELECTRIC BUILDINGS	WWB ELECTRONIC SECURITY SYSTEM	D-20-115	\$ 30,397.05 **
	WWB ELECTRONIC SECURITY SYSTEM TOTAL		\$ 30,397.05
	GRAND TOTAL		<u>\$ 40,717,099.27</u>

**DRPA MONTHLY LIST
OF PREVIOUSLY APPROVED
PURCHASE ORDERS & CONTRACTS**

DRPA Monthly List of Previously Approved Purchase Order Contracts July 2024

Purchasing Document	Document Date	Vendor/supplying plant	Material Group Desc.	Net Order Value
4500019715				13,973.00
4500019715	7/1/2024	102307 BRADLEY-SCIOCCHETTI INC	HVAC	13,973.00
4500020297				7,268.00
4500020297	7/1/2024	102307 BRADLEY-SCIOCCHETTI INC	HVAC	7,268.00
4500020591				477.90
4500020591	7/17/2024	100526 DENISE ZANE-LAYTON	CLOTHING UNIFORM	58.49
4500020591	7/17/2024	100526 DENISE ZANE-LAYTON	CLOTHING UNIFORM	44.99
4500020591	7/17/2024	100526 DENISE ZANE-LAYTON	CLOTHING UNIFORM	49.99
4500020591	7/17/2024	100526 DENISE ZANE-LAYTON	CLOTHING UNIFORM	67.98
4500020591	7/17/2024	100526 DENISE ZANE-LAYTON	CLOTHING UNIFORM	58.49
4500020591	7/17/2024	100526 DENISE ZANE-LAYTON	CLOTHING UNIFORM	197.96
4500022137				13,527.40
4500022137	7/2/2024	101256 GRAYBAR ELECTRIC CO INC	ELEC EQP/SUPP-NO CBL	5,256.00
4500022137	7/2/2024	101256 GRAYBAR ELECTRIC CO INC	ELEC EQP/SUPP-NO CBL	1,205.10
4500022137	7/2/2024	101256 GRAYBAR ELECTRIC CO INC	ELEC EQP/SUPP-NO CBL	483.20
4500022137	7/2/2024	101256 GRAYBAR ELECTRIC CO INC	ELEC EQP/SUPP-NO CBL	247.08
4500022137	7/2/2024	101256 GRAYBAR ELECTRIC CO INC	ELEC EQP/SUPP-NO CBL	817.60
4500022137	7/2/2024	101256 GRAYBAR ELECTRIC CO INC	ELEC EQP/SUPP-NO CBL	227.82
4500022137	7/2/2024	101256 GRAYBAR ELECTRIC CO INC	ELEC EQP/SUPP-NO CBL	2,532.60
4500022137	7/2/2024	101256 GRAYBAR ELECTRIC CO INC	ELEC EQP/SUPP-NO CBL	2,659.30
4500022137	7/2/2024	101256 GRAYBAR ELECTRIC CO INC	ELEC EQP/SUPP-NO CBL	98.70
4500022381				13,790.00
4500022381	7/15/2024	103386 CONIGLIO & CONIGLIO, INC.	WELDING EQP & SUPP	11,425.00
4500022381	7/15/2024	103386 CONIGLIO & CONIGLIO, INC.	WELDING EQP & SUPP	2,365.00
4500022389				1,554.50
4500022389	7/22/2024	101518 A-1 UNIFORM CITY INC.	CLOTHING UNIFORM	120.00
4500022389	7/22/2024	101518 A-1 UNIFORM CITY INC.	CLOTHING UNIFORM	78.00
4500022389	7/22/2024	101518 A-1 UNIFORM CITY INC.	CLOTHING UNIFORM	140.00
4500022389	7/22/2024	101518 A-1 UNIFORM CITY INC.	CLOTHING UNIFORM	35.00
4500022389	7/22/2024	101518 A-1 UNIFORM CITY INC.	CLOTHING UNIFORM	140.00
4500022389	7/22/2024	101518 A-1 UNIFORM CITY INC.	CLOTHING UNIFORM	35.00
4500022389	7/22/2024	101518 A-1 UNIFORM CITY INC.	CLOTHING UNIFORM	125.00
4500022389	7/22/2024	101518 A-1 UNIFORM CITY INC.	CLOTHING UNIFORM	72.00
4500022389	7/22/2024	101518 A-1 UNIFORM CITY INC.	CLOTHING UNIFORM	22.50
4500022389	7/22/2024	101518 A-1 UNIFORM CITY INC.	CLOTHING UNIFORM	125.00
4500022389	7/22/2024	101518 A-1 UNIFORM CITY INC.	CLOTHING UNIFORM	112.00
4500022389	7/22/2024	101518 A-1 UNIFORM CITY INC.	CLOTHING UNIFORM	35.00
4500022389	7/22/2024	101518 A-1 UNIFORM CITY INC.	CLOTHING UNIFORM	26.00
4500022389	7/22/2024	101518 A-1 UNIFORM CITY INC.	CLOTHING UNIFORM	72.00
4500022389	7/22/2024	101518 A-1 UNIFORM CITY INC.	CLOTHING UNIFORM	22.50
4500022389	7/22/2024	101518 A-1 UNIFORM CITY INC.	CLOTHING UNIFORM	35.00
4500022389	7/22/2024	101518 A-1 UNIFORM CITY INC.	CLOTHING UNIFORM	72.00
4500022389	7/22/2024	101518 A-1 UNIFORM CITY INC.	CLOTHING UNIFORM	125.00
4500022389	7/22/2024	101518 A-1 UNIFORM CITY INC.	CLOTHING UNIFORM	140.00
4500022389	7/22/2024	101518 A-1 UNIFORM CITY INC.	CLOTHING UNIFORM	22.50
4500022452				1,795.20
4500022452	7/1/2024	100525 Y-PERS, INC.	JANITORIAL SUPPLIES	1,795.20
4500022453				1,727.70
4500022453	7/1/2024	102708 CARR'S HARDWARE	PAINTING EQP/ACCESS	744.00
4500022453	7/1/2024	102708 CARR'S HARDWARE	AUTO ACCESSORIES	299.70
4500022453	7/1/2024	102708 CARR'S HARDWARE	HARDWARE & RELATED	684.00
4500022459				19,900.00
4500022459	7/2/2024	100837 DELL MARKETING LP	COMP HW/PERIPH-MICRO	19,900.00
4500022463				2,000.00
4500022463	7/2/2024	100598 COVANTA ENERGY LLC	POLICE EQP AND SUPP	2,000.00
4500022464				933.04
4500022464	7/3/2024	101569 GENUINE PART COMPANY	PLUMBING EQP & SUPP	933.04
4500022469				22,973.92
4500022469	7/3/2024	100530 SHI INTERNATIONAL CORP.	DATA PROC SRVS & SW	12,065.98
4500022469	7/3/2024	100530 SHI INTERNATIONAL CORP.	DATA PROC SRVS & SW	6,608.47
4500022469	7/3/2024	100530 SHI INTERNATIONAL CORP.	DATA PROC SRVS & SW	3,934.39
4500022469	7/3/2024	100530 SHI INTERNATIONAL CORP.	DATA PROC SRVS & SW	365.08
4500022470				373.80

DRPA Monthly List of Previously Approved Purchase Order Contracts July 2024

4500022470	7/8/2024	100302	FELTON L. WALKER	AUTO ACCESSORIES	373.80
4500022479					359.76
4500022479	7/9/2024	100445	T. FRANK MCCALL'S, INC.	FARE COLLECTION EQP	359.76
4500022480					251.40
4500022480	7/9/2024	101852	EMERALD BUSINESS SUPPLY INC.	FARE COLLECTION EQP	251.40
4500022481					285.00
4500022481	7/9/2024	101191	TRISTATE INDUSTRIAL DISTRIBUTORS OF	JANITORIAL SUPPLIES	285.00
4500022482					630.00
4500022482	7/9/2024	102613	TURTLE & HUGHES, INC.	ELEC EQP/SUPP-NO CBL	630.00
4500022490					4,700.00
4500022490	7/10/2024	102953	PPG ARCHITECTURAL FINISHES, INC.	PAINTING EQP/ACCESS	4,700.00
4500022491					2,458.00
4500022491	7/10/2024	103117	AED BRANDS, LLC	POLICE EQP AND SUPP	2,115.00
4500022491	7/10/2024	103117	AED BRANDS, LLC	POLICE EQP AND SUPP	343.00
4500022500					3,700.00
4500022500	7/11/2024	100837	DELL MARKETING LP	COMP HW/PERIPH-MICRO	3,700.00
4500022501					3,532.81
4500022501	7/11/2024	100530	SHI INTERNATIONAL CORP.	DATA PROC SRVS & SW	3,532.81
4500022502					780.00
4500022502	7/11/2024	103117	AED BRANDS, LLC	POLICE EQP AND SUPP	780.00
4500022512					156.00
4500022512	7/15/2024	101973	SUPREME SAFETY, INC	1ST AID & SAFETY EQP	156.00
4500022514					325.00
4500022514	7/16/2024	101067	TINA A. LISTON-HORNER	ELEC EQP/SUPP-NO CBL	325.00
4500022515					415.50
4500022515	7/16/2024	102613	TURTLE & HUGHES, INC.	ELEC EQP/SUPP-NO CBL	415.50
4500022516					1,755.10
4500022516	7/16/2024	100525	Y-PERS, INC.	HARDWARE & RELATED	755.10
4500022516	7/16/2024	100525	Y-PERS, INC.	JANITORIAL SUPPLIES	1,000.00
4500022520					516.00
4500022520	7/17/2024	102708	CARR'S HARDWARE	PAINT-COATINGS, ETC	516.00
4500022521					2,131.98
4500022521	7/17/2024	102375	ANA SOURCING LLC	1ST AID & SAFETY EQP	719.52
4500022521	7/17/2024	102375	ANA SOURCING LLC	1ST AID & SAFETY EQP	612.50
4500022521	7/17/2024	102375	ANA SOURCING LLC	1ST AID & SAFETY EQP	799.96
4500022524					2,716.00
4500022524	7/17/2024	100367	PORTER LEE CORPORATION	DATA PROC SRVS & SW	2,716.00
4500022527					4,840.89
4500022527	7/18/2024	102397	DENNEY ELECTRIC SUPPLY OF AMBLER,	ELEC EQP/SUPP-NO CBL	4,445.89
4500022527	7/18/2024	102397	DENNEY ELECTRIC SUPPLY OF AMBLER,	ELEC EQP/SUPP-NO CBL	395.00
4500022533					17,706.59
4500022533	7/18/2024	100512	WHARTON HARDWARE & SUPPLY CORP.	MAINT/REPAIR-BLDG	11,012.40
4500022533	7/18/2024	100512	WHARTON HARDWARE & SUPPLY CORP.	MAINT/REPAIR-BLDG	1,301.04
4500022533	7/18/2024	100512	WHARTON HARDWARE & SUPPLY CORP.	MAINT/REPAIR-BLDG	1,333.15
4500022533	7/18/2024	100512	WHARTON HARDWARE & SUPPLY CORP.	MAINT/REPAIR-BLDG	4,060.00
4500022534					2,075.00
4500022534	7/18/2024	100062	AVANTI DATA PRODUCTS CORP	FARE COLLECTION EQP	680.00
4500022534	7/18/2024	100062	AVANTI DATA PRODUCTS CORP	FARE COLLECTION EQP	680.00
4500022534	7/18/2024	100062	AVANTI DATA PRODUCTS CORP	FARE COLLECTION EQP	340.00
4500022534	7/18/2024	100062	AVANTI DATA PRODUCTS CORP	FARE COLLECTION EQP	340.00
4500022534	7/18/2024	100062	AVANTI DATA PRODUCTS CORP	FARE COLLECTION EQP	35.00
4500022542					1,430.40
4500022542	7/19/2024	102162	SERVICE TIRE TRUCK CENTER INC.	TIRES AND TUBES	1,430.40
4500022549					711.70
4500022549	7/19/2024	100646	W.W. GRAINGER INC.	OFFICE SUPPLIES	173.95
4500022549	7/19/2024	100646	W.W. GRAINGER INC.	OFFICE SUPPLIES	179.25
4500022549	7/19/2024	100646	W.W. GRAINGER INC.	OFFICE SUPPLIES	179.25
4500022549	7/19/2024	100646	W.W. GRAINGER INC.	OFFICE SUPPLIES	179.25
4500022552					1,398.10
4500022552	7/22/2024	100659	OLD DOMINION BRUSH COMPANY INC	AUTO ACCESSORIES	1,398.10
4500022554					574.56
4500022554	7/22/2024	100445	T. FRANK MCCALL'S, INC.	JANITORIAL SUPPLIES	369.36
4500022554	7/22/2024	100445	T. FRANK MCCALL'S, INC.	PAINTING EQP/ACCESS	205.20
4500022556					5,462.10
4500022556	7/23/2024	103874	VERSATERM PUBLIC SAFETY US, INC.	DATA PROC SRVS & SW	3,277.26
4500022556	7/23/2024	103874	VERSATERM PUBLIC SAFETY US, INC.	DATA PROC SRVS & SW	2,184.84
4500022557					792.00

DRPA Monthly List of Previously Approved Purchase Order Contracts July 2024

4500022557	7/23/2024	101973	SUPREME SAFETY, INC	JANITORIAL SUPPLIES	792.00
4500022559					466.92
4500022559	7/23/2024	100755	BDF CHEMICAL CO INC	HARDWARE & RELATED	257.76
4500022559	7/23/2024	100755	BDF CHEMICAL CO INC	HARDWARE & RELATED	209.16
4500022565					674.88
4500022565	7/23/2024	101191	TRISTATE INDUSTRIAL DISTRIBUTORS OF	HARDWARE & RELATED	279.60
4500022565	7/23/2024	101191	TRISTATE INDUSTRIAL DISTRIBUTORS OF	PLUMBING EQP & SUPP	395.28
4500022572					5,000.00
4500022572	7/24/2024	103408	DAVIS-ULMER SPRINKLER CO INC	FIRE PROTECTION EQP	5,000.00
4500022575					3,300.00
4500022575	7/24/2024	103408	DAVIS-ULMER SPRINKLER CO INC	FIRE PROTECTION EQP	3,300.00
4500022583					208.60
4500022583	7/25/2024	103933	COONEY HOLDCO LLC	PLUMBING EQP & SUPP	208.60
4500022584					1,066.52
4500022584	7/25/2024	101067	TINA A. LISTON-HORNER	NON ELECTRON-CBL/WRE	350.00
4500022584	7/25/2024	101067	TINA A. LISTON-HORNER	ELEC EQP/SUPP-NO CBL	399.00
4500022584	7/25/2024	101067	TINA A. LISTON-HORNER	ELEC EQP/SUPP-NO CBL	317.52
4500022596					1,491.00
4500022596	7/29/2024	101973	SUPREME SAFETY, INC	1ST AID & SAFETY EQP	216.00
4500022596	7/29/2024	101973	SUPREME SAFETY, INC	1ST AID & SAFETY EQP	1,275.00
4500022597					594.50
4500022597	7/29/2024	102708	CARR'S HARDWARE	PAINTING EQP/ACCESS	594.50
4500022600					1,430.40
4500022600	7/29/2024	102162	SERVICE TIRE TRUCK CENTER INC.	TIRES AND TUBES	1,430.40
4500022603					261.30
4500022603	7/30/2024	101569	GENUINE PART COMPANY	AUTO ACCESSORIES	47.97
4500022603	7/30/2024	101569	GENUINE PART COMPANY	AUTO ACCESSORIES	149.37
4500022603	7/30/2024	101569	GENUINE PART COMPANY	AUTO ACCESSORIES	63.96
4500022609					943.56
4500022609	7/30/2024	103386	CONIGLIO & CONIGLIO, INC.	NON ELECTRON-CBL/WRE	283.56
4500022609	7/30/2024	103386	CONIGLIO & CONIGLIO, INC.	ELEC EQP/SUPP-NO CBL	660.00
4500022612					704.45
4500022612	7/30/2024	100428	THORNTON ENTERPRISES INC	1ST AID & SAFETY EQP	459.45
4500022612	7/30/2024	100428	THORNTON ENTERPRISES INC	1ST AID & SAFETY EQP	245.00
4500022616					3,758.56
4500022616	7/30/2024	100512	WHARTON HARDWARE & SUPPLY CORP.	MAINT/REPAIR-BLDG	3,758.56

**OPERATIONS & MAINTENANCE
COMMITTEE**

**DELAWARE RIVER PORT AUTHORITY
Operations & Maintenance Committee Meeting**

One Port Center
2 Riverside Drive
Camden, New Jersey
Tuesday, August 6, 2024

Commissioners:

Albert Frattali, Chairman of the Operations & Maintenance Committee
Robert Ghormoz, Vice Chairman of the Operations & Maintenance Committee (by Teams)
Charles Fentress (by Teams)
Richard Sweeney
Donna Powell (by Teams)
Gregory Schwab, Esq. (by Teams)
James Snell (for Stacy Garrity, Pennsylvania State Treasurer) (by Teams)

DRPA/PATCO Staff:

Jalila Parker, Deputy Chief Executive Officer
Stephen M. Holden, Esq., Deputy General Counsel (Acting Corporate Secretary)
Michael Venuto, Chief Engineer
David Aubrey, Inspector General
Jerry Sahi, Chief Financial Officer
Robert Hicks, Chief Operating Officer
John Rink, General Manager, PATCO
Rohan Hepkins, Assistant General Manager, PATCO
Christopher Jones, Director, Information Services
Michael Christie, Acting Bridge Director, WWB/CBB (by Teams)
Joseph McAroy, Bridge Director, BFB/BRB (by Teams)
Matt Licata, Director, Fleet Management
Darlene Callands, Acting Director, Government Relations & Grants Administration (by Teams)
Darcie DeBeaumont, Director, Finance, DRPA (by Teams)
Gerald Faber, Esq., Assistant General Counsel
Michael Williams, Manager, Corporate Communications
Brigitte Kordzian, Senior Engineer
Carol Herbst, Senior Accountant, Finance (by Teams)
Joseph Farley, Engineering Intern
Tiffany Taylor, File Clerk, Office of General Counsel
Anne Nelson, Executive Legal Secretary to the General Counsel
Katherine Hilinski, Records Manager, Office of General Counsel

Others Present:

Alexis Franklin, Esq., Associate Counsel, New Jersey Governor's Authorities Unit (by Teams)
Ryan Frascella, Senior Associate, Bellevue Strategies LLC (by Teams)

CALL TO ORDER

Committee Chairman Frattali called the Meeting to order at 9:00 a.m. and asked the Acting Corporate Secretary to call the roll.

ROLL CALL

The following Commissioners were present constituting a quorum: Committee Chairman Frattali, Committee Vice Chairman Ghormoz, Powell, Fentress, Snell, Sweeney, and Schwab.

OPEN SESSION

Summary Statements and Resolutions for Consideration

Committee Chairman Frattali stated there were four (4) Summary Statements and Resolutions for the Committee's consideration:

1. DRPA-24-074 E-Builder License Renewal 2024-2025

Chief Engineer Venuto presented the Summary Statement and Resolution seeking Board authorization to negotiate an agreement with e-Builder, Inc. in an amount not to exceed \$118,065.50 to renew licensing for www.e-Builder.net to support the functions of the DRPA Engineering Department for Capital Projects for 2024-2025. Commissioner Sweeney moved to forward the Resolution to the Board for consideration and Commissioner Schwab seconded the motion. There were no questions or comments from Commissioners on this item. All Commissioners in attendance voted to approve the motion.

2. PATCO-24-016 Online PATCO Contractor Safety Training

PATCO General Manager Rink presented the Summary Statement and Resolution seeking Board authorization to negotiate an agreement with RailPros, Inc. to provide online safety training for contractors and others working on and around PATCO's tracks and facilities. RailPros will not be compensated directly for developing, hosting, and administering the training but will charge a fee of \$70.00 for each training registration. RailPros will have the exclusive right to offer the training for a period of three (3) years. Commissioner Sweeney moved to forward the Resolution to the Board for consideration and Commissioner Fentress seconded the motion. There were no questions or comments from Commissioners on this item. All Commissioners in attendance voted to approve the motion.

3. DRPA-24-075 TUV Tunnel Wash Down Arch

PATCO General Manager Rink presented the Summary Statement and Resolution seeking Board authorization for staff to negotiate a contract with ARVA Industries to fabricate and install a Tunnel Wash Down Arch for PATCO's existing Track Utility Vehicle (TUV) for an amount not to exceed \$180,500.00. Commissioner Sweeney moved to forward the Resolution to the Board for consideration and Commissioner Fentress seconded the motion. There were no questions or comments from Commissioners on this item. All Commissioners in attendance voted to approve the motion.

4. PATCO-24-017 Biannual Ultrasonic Testing and Analysis of Rails

PATCO General Manager Rink presented the Summary Statement and Resolution seeking Board authorization to negotiate a five- (5) year contract with Smith-Emery Laboratories to perform biannual ultrasonic testing and analysis of PATCO's rail track in an amount not to exceed

\$178,000.00. Commissioner Sweeney moved to forward the Resolution to the Board for consideration and Commissioner Fentress seconded the motion. There were no questions or comments from Commissioners on this item. All Commissioners in attendance voted to approve the motion.

General Discussion

For general discussion, Chief Engineer Venuto presented the following:

1. BR-23-2019 Painting & Steel Repairs Thru Truss & PA Approach Spans

Chief Engineer Venuto stated that the Betsy Ross Bridge Painting and Steel Repairs Project is a \$84.7 million construction contract with \$5 million reserved for site coordination and conditions. Staff is seeking to allocate \$405,820.82 from the reserves for a Change Order which consists of a decrease in quantity of one contract item and the addition of eight new contract items. There is no time extension included in the Change Order. There were no questions or comments from the Commissioners on this item.

2. 12-J Re-Opening Franklin Square Change Order #8

Chief Engineer Venuto stated that the 12-J Re-Opening Franklin Square Project is an approximately \$26.8 million contract with \$2 million reserved for site coordination and conditions. Staff is seeking to allocate \$113,104.19 from the reserves for Change Order #8 which consists of addition of 11 contract items and a decrease of one contract item. There is no time extension for this Change Order. There were no questions or comments from Commissioners on this item.

3. Biennial Inspection Overview Presentation

Senior Engineer Kordzian provided a Biennial Inspection Overview Presentation. She explained that these inspections form the backbone of the Capital Program and identifies items to address on each of the four bridges and at PATCO. The inspections are performed by an outside third-party independent engineering consultant and the conditions certificates are sent to the bondholders by a deadline of October 1st. She reviewed the types of equipment used during the inspections, including drones and a safety boat. She described the different types of protections at each bridge. She stated that, depending on the severity of any damage uncovered, the biennial consultants will handle the repairs. There were no questions or comments from Commissioners on this presentation.

ADJOURNMENT

With no further business for Open Session, Committee Chairman Frattali announced that following adjournment the Committee would meet in Executive Session to discuss matters concerning pending or anticipated contract negotiations to which the Authority is or may become a party. He called for a Motion to adjourn the Meeting and to meet in Executive Session. Commissioner Sweeney made the motion. Commissioner Fentress seconded the motion. All Commissioners in attendance voted to approve the motion. The Committee Meeting adjourned and the Committee moved into Executive Session at 9:16 a.m.

EXECUTIVE SESSION

The Committee met in Executive Session.

Following discussion, and with no further business for the Executive Session, Commissioner Sweeney moved to close the Executive Session and Commissioner Schwab seconded the motion. All Commissioners in attendance voted to approve the motion and the Executive Session concluded at 9:29 a.m.

SUMMARY STATEMENT

ITEM NO. DRPA-24-074

SUBJECT: e-Builder License Renewal 2024-2025

COMMITTEE: Operations and Maintenance

COMMITTEE MEETING DATE: August 6, 2024

BOARD ACTION DATE: August 21, 2024

PROPOSAL: That the Board authorizes staff to negotiate an agreement with e-Builder, Inc. to provide licensing for www.e-Builder.net.

Amount: \$118,065.50

Consultant: e-Builder, Inc.
PO Box 935949
Atlanta, GA 31193-5949

PURPOSE: To provide licensing for www.e-Builder.net to support the functions of the DRPA Engineering Department for Capital Projects.

BACKGROUND: The DRPA Engineering Department currently utilizes the e-Builder website for managing Capital Projects. The web-based service allows Engineering to track and maintain all project related documents.

To maintain constancy, the DRPA Engineering Department will renew the licensing required to access the e-Builder website for all current and future Capital Projects.

It is recommended that an agreement be negotiated with e-Builder, Inc. for the costs and associated fees not to exceed \$118,065.50 to provide licenses for 2024-2025.

SUMMARY:

Amount:	\$118,065.50
Source of Funds:	General Fund
Capital Project #:	N/A
Operating Budget:	N/A
Master Plan Status:	N/A
Other Fund Sources:	N/A
Duration of Contract:	365 Calendar Days
Other Parties Involved:	N/A
Estimated Number of Jobs Supported:	N/A

DRPA-24-074
Operations and Maintenance Committee: August 6, 2024
Board Date: August 21, 2024
e-Builder License Renewal 2024-2025

RESOLUTION

RESOLVED: That the Board of Commissioners of the Delaware River Port Authority accepts the Proposal of e-Builder, Inc. to provide licensing for www.e-Builder.net and that the proper officers of the Authority be and hereby are authorized to negotiate an Agreement with e-Builder, Inc. for an amount not to exceed \$118,065.50, as per the attached Summary Statement; and be it further

RESOLVED: The Chair, Vice Chair and the Chief Executive Officer must approve and are hereby authorized to approve and execute all necessary agreements, contracts, or other documents on behalf of the DRPA. If such agreements, contracts, or other documents have been approved by the Chair, Vice Chair and Chief Executive Officer and if thereafter either the Chair or Vice Chair is absent or unavailable, the remaining Officer may execute the said document(s) on behalf of DRPA along with the Chief Executive Officer. If both the Chair and Vice Chair are absent or unavailable, and if it is necessary to execute the said document(s) while they are absent or unavailable, then the Chief Executive Officer shall execute such documents on behalf of DRPA.

SUMMARY:	Amount:	\$118,065.50
	Source of Funds:	General Fund
	Capital Project #:	N/A
	Operating Budget:	N/A
	Master Plan Status:	N/A
	Other Fund Sources:	N/A
	Duration of Contract:	365 Calendar Days
	Other Parties Involved:	N/A
	Estimated Number of	
	Jobs Supported:	N/A

SUMMARY STATEMENT

ITEM NO.: DRPA-24-075

SUBJECT: TUV Tunnel Wash Down Arch

COMMITTEE: Operations & Maintenance

COMMITTEE MEETING DATE: August 6, 2024

BOARD ACTION DATE: August 21, 2024

PROPOSAL: That the Board authorizes staff to negotiate a contract with ARVA Industries to fabricate and install a Tunnel Wash Down Arch for PATCO existing Track Utility Vehicle (TUV).

Amount: Up to \$180,500.00

Contractor: ARVA Industries
43 Gaylord Road
St. Thomas, Ontario Canada N5P 3R9

PURPOSE: To fabricate and install a Tunnel Wash Down Arch for PATCO's existing Track Utility Vehicle (TUV).

BACKGROUND: In 2018 PATCO took ownership of its Track Utility Vehicle (TUV). The TUV performs several functions. The vehicle is utilized for pressure washing, de-icing, and equipment/material handling. The TUV can be outfitted with various gear to make the vehicle even more useful.

A wash down arch module can be installed on the deck of the vehicle and will tie into the existing pump and water storage on board. The module will allow us to clear the dust and debris that has built up over the years in the track area, limiting the amount that is tracked into the air and ultimately into our stations by the movement of trains. This would assist in maintenance of station cleanliness as well as improve air quality.

Staff has reviewed and evaluated ARVA Industries' proposal and determined it to be fair and reasonable.

SUMMARY:	Amount:	Not to exceed \$180,500.00
	Source of Funding:	General Fund
	Operating Budget:	N/A
	Capital Project #:	SCD.32401
	Master Plan Status:	N/A
	Other Fund Sources:	N/A
	Duration of Contract:	Two (2) years
	Other Parties Involved:	N/A

DRPA-24-075

Operations & Maintenance: August 6, 2024

Board Date: August 21, 2024

TUV Tunnel Wash Down Arch

RESOLUTION

RESOLVED: That the Board authorizes staff to negotiate a contract with ARVA Industries to fabricate and install a Tunnel Wash Down Arch for PATCO existing Track Utility Vehicle (TUV) in an amount not to exceed \$180,500.00; and be it further

RESOLVED: The Chair, Vice Chair and the Chief Executive Officer must approve and are hereby authorized to approve and execute all necessary agreements, contracts, or other documents on behalf of the DRPA. If such agreements, contracts, or other documents have been approved by the Chair, Vice Chair and Chief Executive Officer and if thereafter either the Chair or Vice Chair is absent or unavailable, the remaining Officer may execute the said document(s) on behalf of DRPA along with the Chief Executive Officer. If both the Chair and Vice Chair are absent or unavailable, and if it is necessary to execute the said document(s) while they are absent or unavailable, then the Chief Executive Officer shall execute such documents on behalf of DRPA.

SUMMARY:	Amount:	Not to exceed \$180,500.00
	Source of Funding:	General Fund
	Operating Budget:	N/A
	Capital Project #:	SCD.32401
	Master Plan Status:	N/A
	Other Fund Sources:	N/A
	Duration of Contract:	Two (2) years
	Other Parties Involved:	N/A

Memorandum: Purchases Greater Than \$25,000
PATCO - Sole Source Purchase Order Request

[View File\(s\)](#)
[Attach File\(s\)](#)

TO: John Rink, GM-PATC ; Jerry S. Sahi, Chief Financial Officer
 John T. Hanson, CEO-DRPA / President-PATCO

FROM: NAME: Division Director/
 Project Manager DEPARTMENT:

SUBJECT: Sole Source Approval COMPANY PROVIDING SERVICE / PRODUCT:

PURCHASE REQUISITION NUMBER: DATE:

Background:

The TUV (Track Utility Vehicle) is a vehicle currently owned by PATCO/DRPA that performs several functions. The vehicle is utilized for pressure washing, de-icing, and equipment/material handling.

Justification for Proprietary/ Sole Source:

This project is to purchase a wash down arch module that can be installed on the deck of the vehicle. The module will tie into the existing pump and water storage on board. This will allow us to clear the dust and debris that has built up over the years, limiting the amount that is tracked into the air and ultimately our stations by the trains. The wash down arch module is designed specifically for the TUV and its capabilities. ARVA designed the TUV and therefore possesses unique knowledge of its specifications, dimensions, and operational requirements. This expertise ensures that any accessory or modification they design, such as the wash down arch, is specifically tailored to integrate seamlessly with the TUV without compromising its functionality or performance. Engaging another organization would necessitate reverse engineering the TUV and its components and software, which would require taking the TUV out of service. This downtime translates into operational disruption and loss of productivity. By utilizing ARVA, who already understands the TUV and software coding, you avoid this disruption. Since ARVA designed the TUV, they are aware of its capabilities, structural integrity, and safety standards. Any modification or addition they propose, including the wash down arch, will be engineered to uphold these standards without compromising safety or functionality. Currently, there is no wash down arch available from another manufacturer that can be integrated into the TUV.

Cost:

\$180,500

Division Director Digitally signed by Jonathan J. Sparacio
 Date: 2024.07.01 11:40:16 -04'00'

John Rink, GM-PATCO Digitally signed by John D. Rink
 Date: 2024.07.01 11:40:16 -04'00'

Jerry S. Sahi, CFO Digitally signed by Jatinder Sahi
 Date: 2024.07.01 16:26:16 -04'00'

**John T. Hanson, CEO-DRPA/
 President-PATCO** Digitally signed by John Hanson
 Date: 2024.07.01 16:35:27 -04'00'

Jan, 25 2024

NEW BUSINESS

SUMMARY STATEMENT

ITEM NO.	DRPA-24-076	
SUBJECT:	Consideration of Pending DRPA Contracts (Between \$25,000 and \$100,000)	
COMMITTEE:	New Business	
COMMITTEE MEETING DATE:	N/A	
BOARD ACTION DATE:	August 21, 2024	
PROPOSAL:	That the Board consider authorizing staff to enter into contracts as shown on the Attachment to this Resolution.	
PURPOSE:	To permit staff to continue and maintain DRPA operations in a safe and orderly manner.	
BACKGROUND:	At the Meeting held August 18, 2010 the DRPA Commission adopted Resolution 10-046 providing that all DRPA contracts must be adopted at an open meeting of the DRPA Board. The Board proposed modifications to that Resolution at its meeting of September 15, 2010; specifically that all contracts between \$25,000 and \$100,000 be brought to the Board for approval. The contracts are listed on the Attachment hereto with the understanding that the Board may be willing to consider all of these contracts at one time, but if any member of the Board wishes to remove any one or more items from the list for separate consideration, each member will have that privilege.	
SUMMARY:	Amount:	N/A
	Source of Funds:	See Attached List
	Capital Project #:	N/A
	Operating Budget:	N/A
	Master Plan Status:	N/A
	Other Fund Sources:	N/A
	Duration of Contract:	N/A
	Other Parties Involved:	N/A

DRPA-24-076
New Business: August 21, 2024
Board Date: August 21, 2024
Consideration of Pending DRPA Contracts
(Between \$25,000 and \$100,000)

RESOLUTION

RESOLVED: That the Board authorizes and directs that subject to approval by the Chair, Vice Chair, General Counsel and the Chief Executive Officer, staff proceed to negotiate and enter into the contracts listed on the Attachment hereto.

SUMMARY:

Amount:	N/A
Source of Funds:	See Attached List
Capital Project #:	N/A
Operating Budget:	N/A
Master Plan Status:	N/A
Other Fund Sources:	N/A
Duration of Contract:	N/A
Other Parties Involved:	N/A



CONSIDERATION OF PENDING DRPA CONTRACTS (VALUED BETWEEN \$25,000 - \$100,000) – Wednesday, August 21, 2024

DRPA

Item #	Vendor/Contractor	Description	Amount	Procurement Method	Bids Received	Bid Amounts	Source of Funds
A	Kaser Mechanical Burlington, NJ	Removal and Demolition of Existing Pumps; Installation of Two (2) TACO No. F12510 Chilled Water Pumps and Two (2) TACO No. F12509 Hot Water Pumps and Accessories at the Betsy Ross Bridge Facility	\$47,200.00	Competitive Formal Bid, RFP DRPA-03-2024 was publicly advertised and issued to Thirteen (13) prospective bidders. Three (3) bids were received and publicly opened on Wednesday, July 17, 2024.	1. Kaser Mechanical Burlington, NJ 2. Dolan Mechanical Sickerville, NJ 3. Chadwick Services Inc. Bensalem, NJ	1. \$47,200.00 2. \$70,000.00 3. Non-Responsive	General Fund

PORT AUTHORITY TRANSIT CORP. BOARD MEETING



Wednesday, August 21, 2024

Immediately following the DRPA Board Meeting

One Port Center

11th Floor Board Room

Camden, NJ

John T. Hanson, Chief Executive Officer



STEWARDSHIP. SERVICE. COMMUNITY.

PATCO BOARD



**PORT AUTHORITY TRANSIT CORPORATION
BOARD MEETING**

**Wednesday, August 21, 2024
Immediately following the DRPA Board Meeting
One Port Center
Camden, New Jersey**

ORDER OF BUSINESS

- 1. Roll Call
- 2. Public Comment
- 3. Report of the General Manager
- 4. Approval of July 17, 2024 PATCO Board Meeting Minutes
- 5. Monthly List of Previously Approved Payments – July 2024
- 6. Monthly List of Previously Approved Purchase Orders and Contracts – July 2024
- 7. Approval of Balance Sheet and Equity Statement dated May 31, 2024
- 8. Approval of Operations & Maintenance Committee Meeting Minutes – August 6, 2024
- 9. Adoption of of Resolutions Approved by Operations & Maintenance Committee – August 6, 2024
 - PATCO-24-016 Online PATCO Contractor Safety Training
 - PATCO-24-017 Biannual Ultrasonic Testing and Analysis of Rails
- 10. Unfinished Business
- 11. New Business
 - PATCO-24-018 Consideration of Pending PATCO Contracts (Between \$25,000 and \$100,000)
- 12. Executive Session
- 13. Adjournment

GENERAL MANAGER'S REPORT



REPORT OF THE GENERAL MANAGER

As stewards of public assets, we provide for the safe and efficient operation of transportation services and facilities in a manner that creates value for the public we serve.

August 21, 2024

To the Commissioners:

The following is a summary of recent PATCO activities, with supplemental information attached.

HIGHLIGHTS



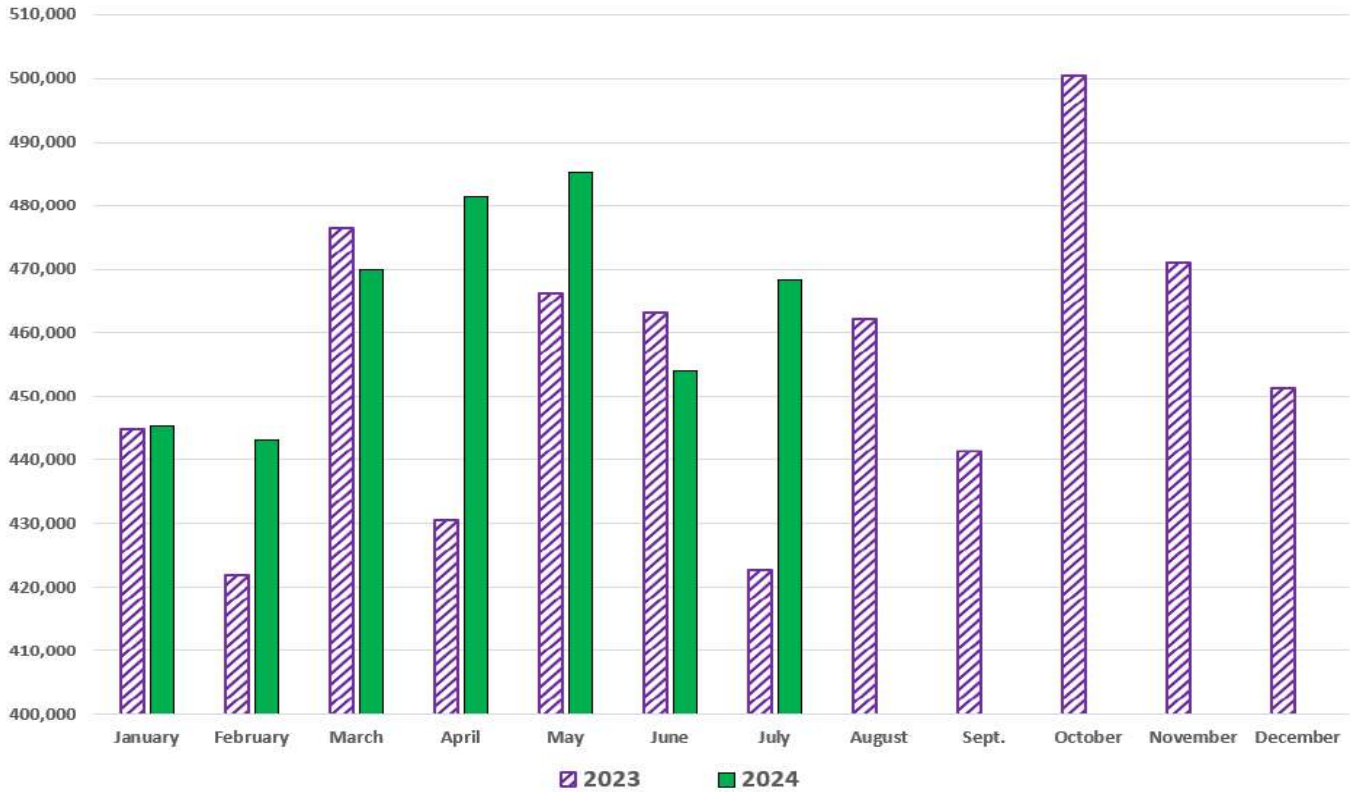
Recognition of Excellence – At a PATCO Staff meeting on July 16, Station Supervisor **John Thompson** was honored for his response to a medical emergency at Haddonfield Station. When a customer exhibited signs of a seizure, John jumped into action, calmly and clearly notifying the Control Center Dispatcher. John guided the customer's head and body slowly to the floor to ensure safety and remained with the customer until EMS and Police arrived. An Army veteran with medical experience, he acted compassionately & courageously, contributing to the customer receiving prompt medical assistance without further injury.

John received a certificate and the first of our new Above & Beyond recognition pins.



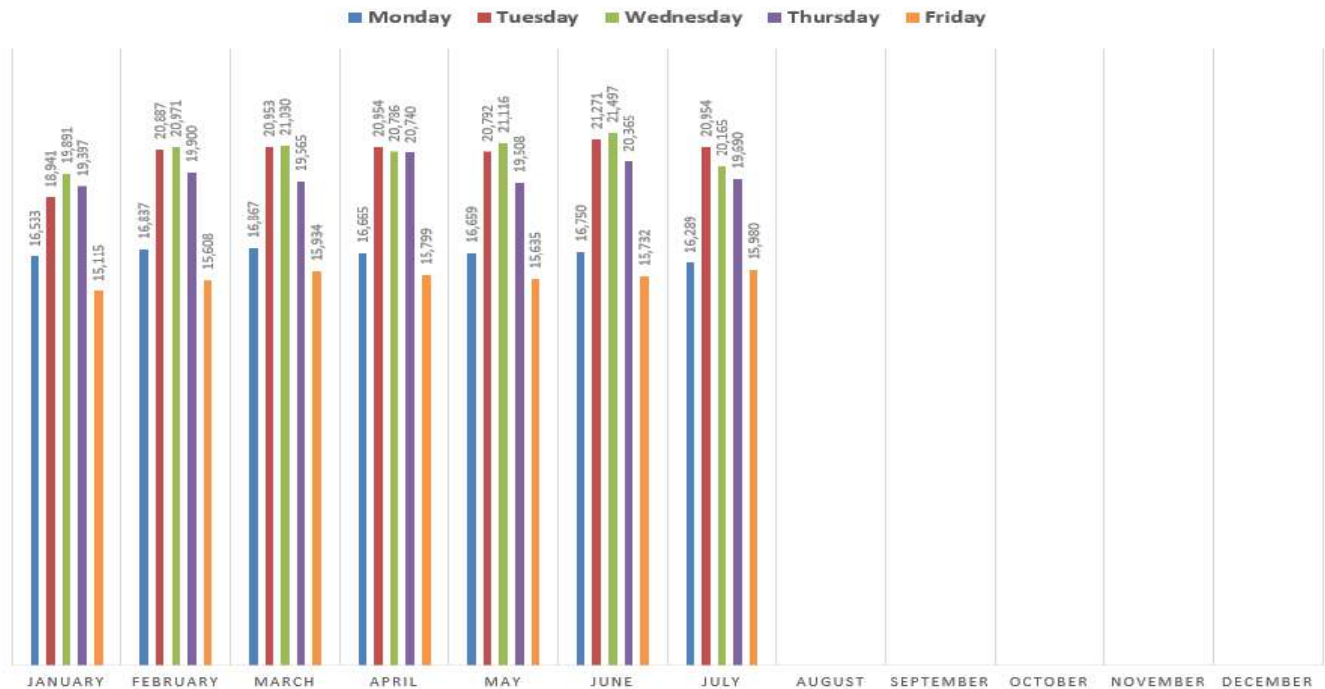
Ridership – Ridership in July of 2024 was 468,374, an **increase** of 45,620 **(+10.79%)** when compared to July of 2023. Ridership year to date was 3,247,399, an **increase** of 121,612 **(+3.89%)** compared to 2023.

PATCO Ridership - Comparing Years 2023 and 2024

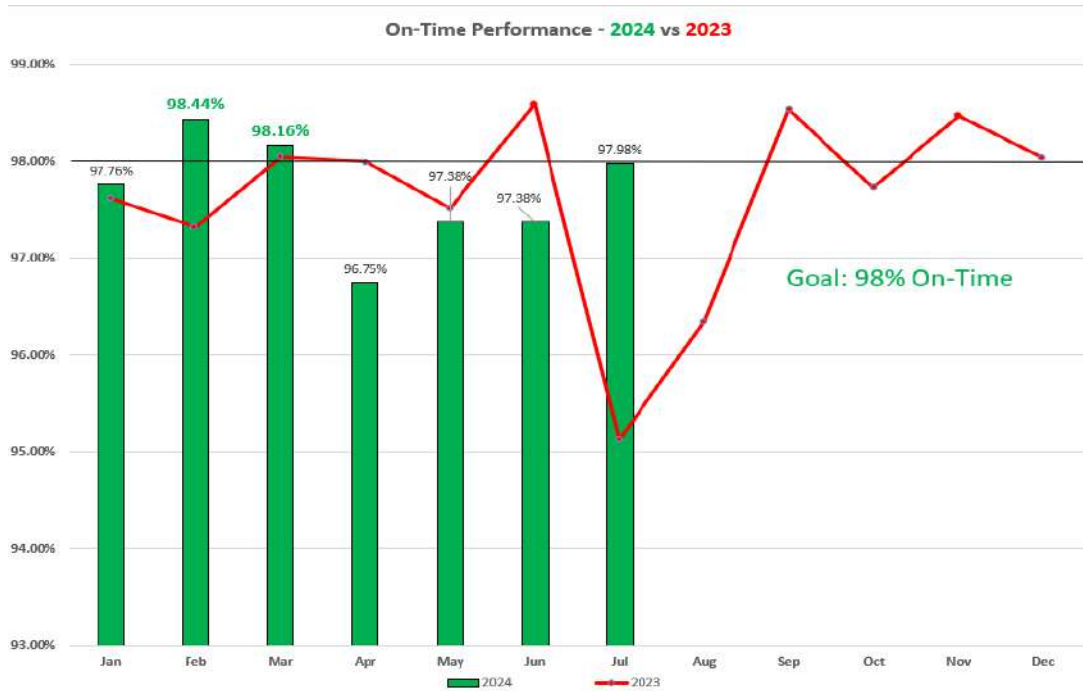


We continue to track ridership patterns to recognize the changed commuting patterns since the pandemic. Below you can see that ridership on Mondays and Fridays is significantly less than that during the middle of the week:

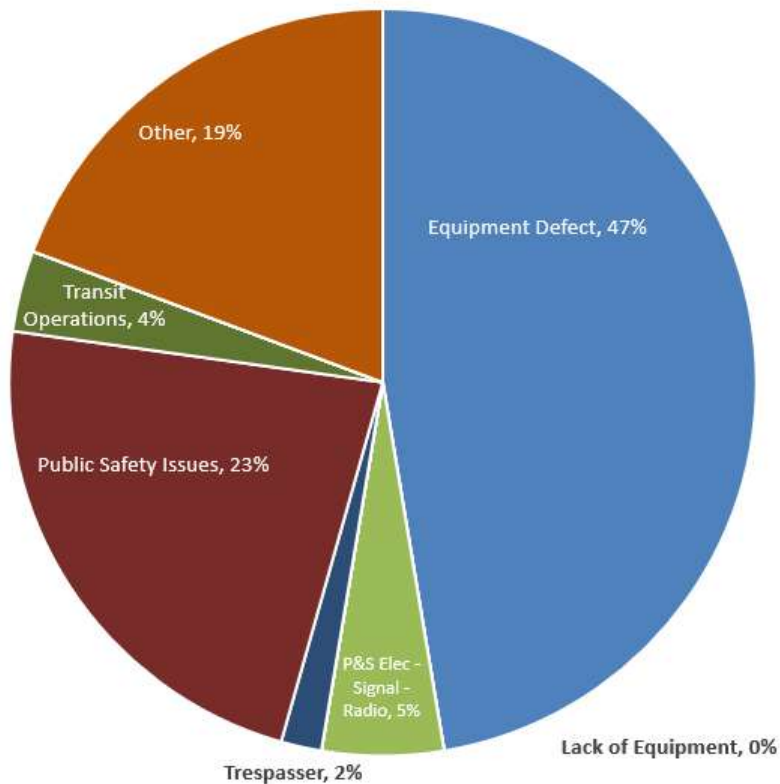
MONTHLY WEEKDAY AVERAGE



On-Time Performance – On-time performance for the month of July was **97.98%**, falling just short of our goal of 98%. Of the 4,953 scheduled trips in July, 9 were cancelled, 87 trains were late, and 54 stations were bypassed. Year to date, our performance rate was **97.69%**.



Causes of Delay Incidents - July, 2024



Availability of Transit Equipment –PATCO closely monitors the availability of equipment to meet the needs of our peak service customers. For the 19th consecutive month, we achieved **100%** availability.

DAILY LOADLINE CAR REQUIREMENT FOR July 2024

A.M. RUSH HOUR (54 CARS REQUIRED)

P.M. RUSH HOUR (54 CARS REQUIRED)

Days Consist Requirement

Achieved **22** **100.00%**

Days Consist Requirement

Not Achieved **0** **0.00%**

TOTAL DAYS **22**

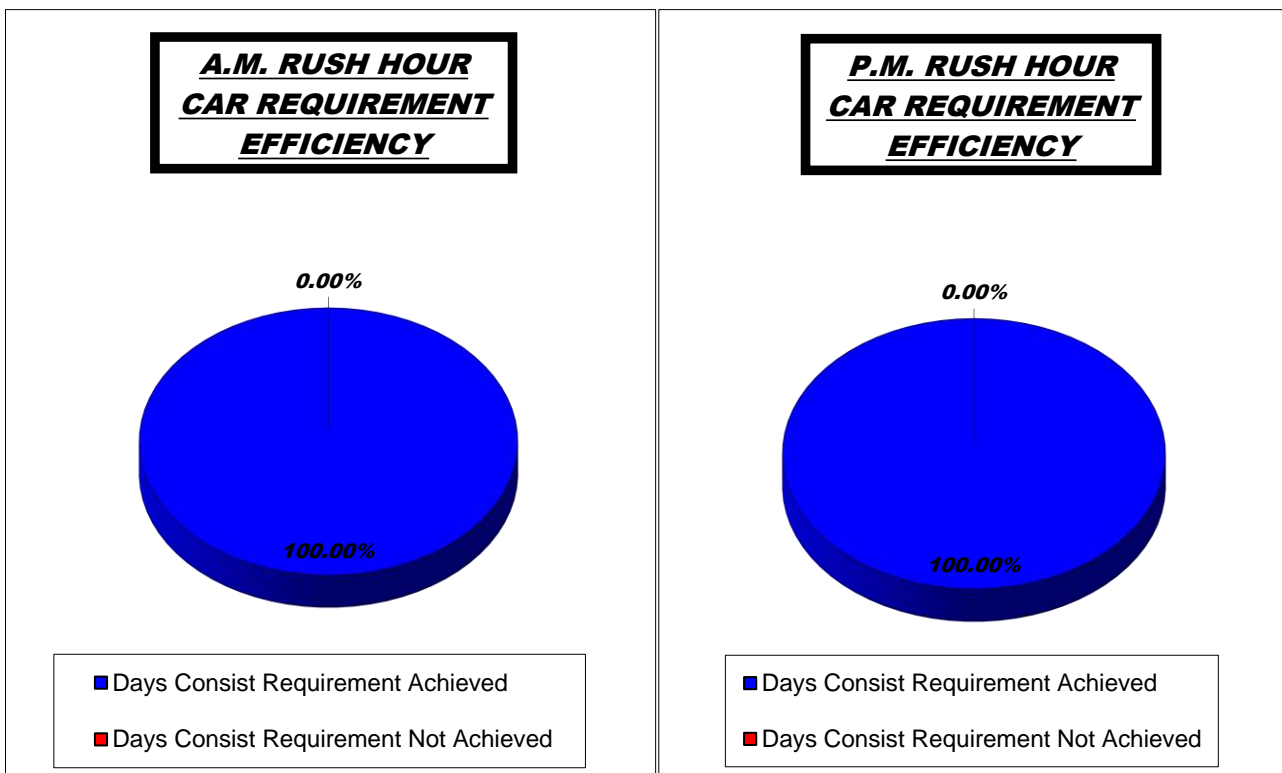
Days Consist Requirement

Achieved **22** **100.00%**

Days Consist Requirement

Not Achieved **0** **0.00%**

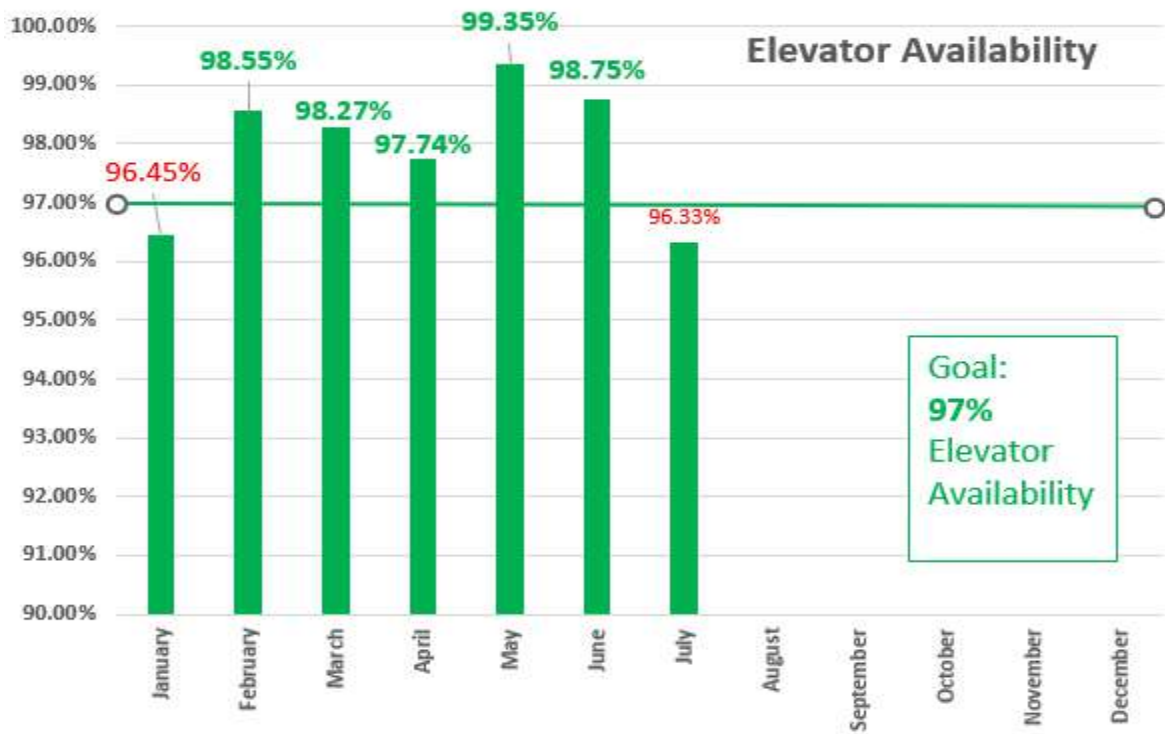
TOTAL DAYS **22**



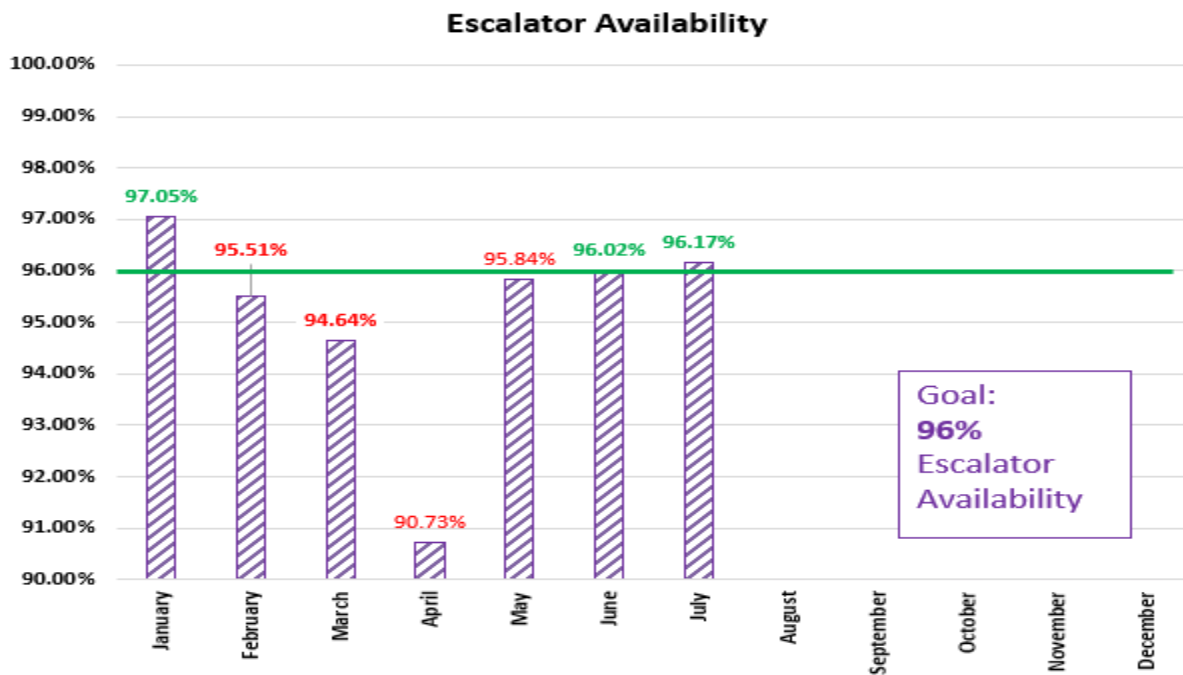
Elevators and Escalators

- **Availability**

- Availability of all **elevators** was **96.33%** in July, falling short of our goal of 97%. More than 80% of the outage involved a single unit, the Westmont elevator, whose components were damaged in a storm. Year to date, elevator availability has been **97.92%**.



- Availability of all **escalators** was **96.17%** in July, exceeding of our goal of 96% again this month. Year to date, escalator availability has been **95.14%**.



- **Performance of Preventive Maintenance** - Monthly preventive maintenance was performed on all available elevators and escalators in July.

FREEDOM Card Service Center – The Service Center at Woodcrest Station is open every weekday from 7 a.m. to 6 p.m. and at Broadway on Mondays from 10 a.m. to 2 p.m. In addition, many customers use our FREEDOM website to add value to their cards, report lost cards, and change credit card information.

Service	# of Customers Served in July	# Customers Year to Date
Calls	516	3,787
Walk-Ups	721	4,876
Replacement Cards Issued	372	2,683
Reduced Fare Program Sign-ups	102	704
SHARE Sign-ups	51	329
Student Sign-ups	12	47
“T” Card sign-ups	24	111

FINANCE

(The following unaudited data available as of 8/12/2024)

PATCO Income year to date (through 5/31/2024) amounted to \$6,181,291 compared with a Budget Anticipated Income of \$5,855,231, a **favorable** variance of \$326,060 **(+5.57%)**.

Operating expenses during May amounted to \$4,913,359, compared with a Budget Anticipated Expense of \$5,537,070, a **favorable** variance of \$623,711 or **11.26%**. Year to date expenses totaled \$24,496,033 compared with a Budget Anticipated Expense of \$27,045,487 a **favorable** variance of \$2,549,454, or **9.43%**.

During the month of May, PATCO experienced a Net Operating Loss (excluding rental and non-recurring charges) of \$3,646,013. Total Cumulative Loss year to date (excluding rental and non-recurring charges) equaled \$18,314,742. Total Cumulative Loss year to date (including Lease Rental charges) equaled \$20,865,577.

Net Transit Loss (including lease expense) for the month of May 2024 was \$4,156,180.

Year to Date as of May 31, 2024

<u>Through May 31, 2024</u>	2024 <u>Budget</u>	2024 <u>Actual</u>	<u>Variance</u>	
Income	\$5,855,231	\$6,181,291	\$326,060	F
Expenses	\$27,045,487	\$24,496,033	\$2,549,454	F
Operating Ratio	.2165	.2523		F
Passengers	2,299,536	2,325,099	25,564	F
Car Miles	2,302,032	1,971,182	330,850	

PERSONNEL TRANSACTIONS

The following personnel transactions occurred in July 2024:

NAME	POSITION	DEPT.	DATE
<u>APPOINTMENT(S)</u>			
Alfredo Rivera NJ	Dispatcher Trainee	Transit Services	7/08/2024
Anthony M. Gabris NJ	Dispatcher Trainee	Transit Services	7/08/2024
Zachary R. Clauser NJ	Dispatcher Trainee	Transit Services	7/08/2024
Grant J. Hopkins NJ	Dispatcher Trainee	Transit Services	7/08/2024
Tenaya M. Woods NJ	Dispatcher Trainee	Transit Services	7/08/2024
Santino D. Cabella NJ	Maintainer	Power & Signals	7/08/2024

TEMPORARY APPOINTMENTS - None

PROMOTION(S) - None

TITLE & DEPARTMENTAL CHANGE - None

UPGRADE (GRADE CHANGE) - None

TEMPORARY ASSIGNMENT TO HIGHER CLASSIFICATION

Philip L. Spinelli PA	From: Technical Supervisor To: Acting Director	Track & Facilities Track & Facilities	7/04 – 7/14/2024
David S. Brodnick NJ	From: Electrical Foreman To: Acting Manager, Power, Signals & Communications	Power & Signals Power & Signals	7/06 – 7/26/2024
Albert Green NJ	From: Payroll Administrator To: Acting Manager, Payroll	Finance Finance	7/08 – 7/12/2024

David S. Brodnick NJ	From: Electrical Foreman To: Acting Manager, Power, Signals & Communications	Power & Signals Power & Signals	7/27 – 8/04/2024
-------------------------	--	------------------------------------	------------------

INTERAGENCY PROMOTION BETWEEN PATCO AND DRPA - None

INTERAGENCY TRANSFERS – None

TRANSFERS – DEPARTMENTAL - None

RETIREMENTS

William F. Paris, Jr. NJ	Mechanical & Structural Technician	Track & Facilities	7/17/2024
-----------------------------	---------------------------------------	--------------------	-----------

Charles F. Glennan NJ	Manager, Power, Signals & Communications	Power & Signals	7/26/2024
--------------------------	---	-----------------	-----------

RESIGNATION(S)

Joseph W. Shipley, Jr. PA	Supervisor/Traffic Analyst	Transit Services	7/05/2024
------------------------------	----------------------------	------------------	-----------

LAY OFFS - None

END OF TEMPORARY ASSIGNMENT - None

DECEASED – None

PURCHASING

During the month of July, 117 purchase orders were issued with a total value of \$689,249. Of the \$67,331 in monthly purchases where minority vendors could have served PATCO needs, \$4,134 was awarded to MBEs and \$12,515 to WBEs. The \$16,649 total MBE/WBE purchases in July represent 2.42% of the total spent and 24.73% of the purchases available to MBE/WBEs.

MAINTENANCE OF TRAINS (EQUIPMENT DEPARTMENT)

The following significant maintenance initiatives progressed in July:

- Nineteen (19) overhauled motors are available for installation as needed. Ninety-three (93) motors are in the overhaul process, including nineteen (19) at Swiger Coil, nineteen (19) at RAM, twenty-seven (27) at WALCO, nineteen (19) at Sherwood, six (6) pending outbound shipment, and three (3) undergoing in-house mini overhaul.

**Traction Motor Overhaul
Thru July 31, 2024**

	2023	2024	Total
Resolution D23-054	\$ 900,332.00	\$ 1,460,579.00	\$ 2,360,911.00
Totals	\$ 900,332.00	\$ 1,460,579.00	\$ 2,360,911.00

Vendor Breakdown

RAM Industrial	\$ 167,083.00	\$ 573,197.00	\$ 740,280.00
Sherwood	\$ 75,662.00	\$ 595,271.00	\$ 670,933.00
Swiger Coil (DBA Motive Power)	\$ 437,092.00	\$ 23,994.00	\$ 461,086.00
Walco Electric	\$ 220,495.00	\$ 268,117.00	\$ 488,612.00
Totals	\$ 900,332.00	\$ 1,460,579.00	\$ 2,360,911.00

Remaining Contract Funds \$15,139,089.00

- We established a goal of twenty-four (24) truck overhauls in 2024. Eight (8) have been assembled so far, with five (5) in progress.
- Twenty-six (26) rebuilt gearboxes are currently available, and eight (8) wheelsets are assembled for truck building. Twenty-nine (29) gearboxes are in the overhaul process with three (3) at UTC, twenty-six (26) at Penn Machine, zero (0) at PATCO and four (4) pending outbound shipment.

**Gearbox Overhaul
Thru July 31, 2024**

Resolution	2022	2023	2024	Grand Total
P-21-085	\$ 416,856.31	\$ 336,196.99	\$ 44,890.66	\$ 797,943.96
D-23-085			\$ 268,801.48	\$ 268,801.48
Totals			\$ 313,692.14	\$ 1,066,745.44

Vendor Breakdown

UTC/RAS & PENN MACHINE				
UTC/RAS			\$ 54,997.65	\$ 54,997.65
PENN MACHINE COMPANY LLC	\$ 416,856.31	\$ 336,196.99	\$ 258,694.49	\$ 1,011,747.79
Totals	\$ 416,856.31	\$ 336,196.99	\$ 313,692.14	\$ 1,066,745.44


Remaining Contract Funds \$ 433,254.56

- In July, custodial employees scrubbed twenty (20) cars (intensive interior cleaning and buffing floors). We also completed sixty-six (66) exterior washes.


TRACK & FACILITIES

- In July, Track & Facilities crews performed ROW (right of way), station, parking lot and track inspections.
- Support services (flagging and scheduling) were provided as required for the following projects:
 - Ben Franklin Bridge Rehabilitation (Contract BF-54-2019)

- Woodcrest Station Platform Rehabilitation
- Franklin Square
- M&S Technicians installed water line identification tags on water lines in the Administration Building.
- M&S Techs performed thermite welds.
- M&S Techs performed line striping for solar canopy cameras at Lindenwold, Ashland, and Ferry Avenue Stations.
- Track Mechanics removed battered rail and replaced with new. Weld straps were applied until they are able to be ultrasonically tested.
- Track Mechanics assisted Power & Signals Maintainers with installation of new third rail extension boards.



- Track Mechanics filled in areas along fence line at Woodcrest with ballast to fill potential entry points.
- When extreme rail temperatures precluded the change out of ties, personnel were reassigned to vegetation removal/groundskeeping and maintenance repairs.
- Custodians deep cleaned locker rooms where uniform lockers had been located.



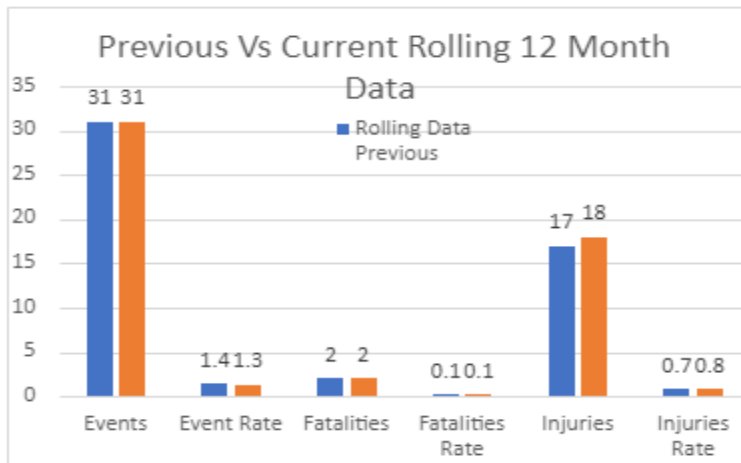
POWER & SIGNALS

- Staff established mainline track outages for the Track & Facilities Department.
- Traction return bonding was applied to new rail replacement as required.
- Right of Way (ROW), switch and signal inspections were performed.
- Substation breaker maintenance was performed.
- Relay testing and repairs were performed at mainline interlockings.
- Stations, subway tunnels, and parking lots were re-lamped as necessary.
- Support services were also provided as required for the following projects:
 - Birch Street Substation Equipment Upgrades (Contract PATCO-71-2019)
 - Franklin Square Station Rehabilitation
 - BOINGO/T-Mobile
 - Woodcrest Station Platform Rehabilitation
 - BFB suspension cable
 - Homeland Security Surveillance Camera Upgrades
 - Maintenance and repair of escalators and elevators

SAFETY PERFORMANCE MEASUREMENT KPIS

Data reported for the most recent period are as follows:

Rolling 12 Month Rates					Current		
Dates are displayed in MMM-YY format. Each column is a cumulative of a 12 month range.	Apr-23	May-23	Jun-23	Jul-23	Aug-23	% Change Since Last Period	Trend
	to Mar-24	to Apr-24	to May-24	to Jun-24	to Jul-24		
Events	30	27	31	31	31	0.00%	
Event Rate	1.27	1.19	1.36	1.36	1.33	-1.86%	
Fatalities	0	1	2	2	2	0.00%	
Fatalities Rate	0.00	0.04	0.09	0.09	0.09	-1.86%	
Injuries	17	15	17	17	18	5.88%	
Injuries Rate	0.72	0.66	0.74	0.74	0.77	3.91%	
Vehicle Revenue Miles	2,356,343	2,264,132	2,287,233	2,282,266	2,325,572	1.90%	
Major Mechanical Failures	147	132	125	135	142	5.19%	
System Reliability	16,030	17,153	18,298	16,906	16,377	-3.13%	



Respectfully submitted,

John D. Rink
General Manager

**PORT AUTHORITY TRANSIT CORPORATION
COMPARATIVE STATEMENT OF REVENUE AND EXPENSES
May 31, 2024 Monthly and YTD**

	1ST A/P 1/31/2024	2ND A/P 2/29/2024	3RD A/P 3/31/2024	4TH A/P 4/30/2024	5TH A/P 5/31/2024
INCOME					
Operating	1,077,111	1,068,891	1,137,370	1,167,762	1,178,325
Non-Operating	<u>143,328</u>	<u>110,027</u>	<u>122,584</u>	<u>86,872</u>	<u>89,021</u>
Total Income-Pd	1,220,439	1,178,918	1,259,954	1,254,634	1,267,346
Total Oper.Inc.-YTD		2,146,001	3,283,372	4,451,134	5,629,459
Total NonOper.Inc.-YTD		253,356	375,939	462,811	551,832
Total Income-YTD		2,399,357	3,659,311	4,913,945	6,181,291
EXPENSE					
Way & Power	1,312,632	1,131,134	1,233,328	1,293,657	931,643
Equipment	659,726	532,337	860,735	756,234	777,750
Transportation	1,748,313	1,598,389	1,612,941	1,651,812	1,632,313
Administration	962,051	571,476	779,259	651,076	1,102,822
Purchased Power	390,744	342,108	360,354	383,812	315,943
Ins & Claims	151,806	151,806	213,898	233,046	152,888
Sub-Total-Pd	5,225,273	4,327,250	5,060,515	4,969,637	4,913,359
Sub-Total-YTD		9,552,523	14,613,037	19,582,674	24,496,033
Rent-DRPA-PD	510,163	510,167	510,167	510,167	510,167
Rent-DRPA-YTD		1,020,330	1,530,497	2,040,664	2,550,831
Total Expenses-Pd	5,735,436	4,837,417	5,570,682	5,479,804	5,423,526
Total Expenses-YTD		10,572,853	16,143,534	21,623,338	27,046,864
STATISTICS					
Passengers-PD	445,330	443,264	469,812	481,510	485,183
Passengers-YTD		888,594	1,358,406	1,839,916	2,325,099
Oper Rev. /Pass-Pd	2.42	2.41	2.42	2.43	2.43
Oper Rev. /Pass-YTD		2.42	2.42	2.42	2.42
Oper Exp. /Pass-Pd	11.73	9.76	10.77	10.32	10.13
Oper Exp. /Pass-YTD		10.75	10.76	10.64	10.54
Car Miles-Pd	405,910	379,240	401,400	394,030	390,602
Car Miles-YTD		785,150	1,186,550	1,580,580	1,971,182
Oper Rev. /CM-PD	2.65	2.82	2.83	2.96	3.02
Oper Rev. /CM-YTD		2.73	2.77	2.82	2.86
Oper Exp./CM-PD	12.87	11.41	12.61	12.61	12.58
Oper Exp./CM-YTD		12.17	12.32	12.39	12.43
Avg. Rev. /Pass- YTD	2.74	2.70	2.69	2.67	2.66

Port Authority Transit Corporation
Analysis of Budgeted/Actual Income - Year 2024
5th Accounting Period Ending
May 31, 2024

Income	Annual	Current				Year-To-Date			
	<u>Budget</u>	<u>Budget</u>	<u>Actual</u>	<u>Variance</u>		<u>Budget</u>	<u>Actual</u>	<u>Variance</u>	
Passenger Fare Revenue	\$13,712,399	\$1,125,987	\$1,138,259	\$12,272	1.09% F	\$5,403,225	\$5,439,136	\$35,911	0.66% F
Smart Card Sales	<u>70,000</u>	<u>5,833</u>	<u>7,330</u>	<u>1,497</u>	<u>25.66%</u> F	<u>29,167</u>	<u>31,700</u>	<u>2,533</u>	<u>8.69%</u> F
Total Passenger Revenue	\$13,782,399	\$1,131,821	\$1,145,589	\$13,769	1.22% F	\$5,432,392	\$5,470,836	\$38,444	0.71% F
Advertising	262,737	21,895	61,174	39,279	179.40% F	109,474	357,296	247,822	226.38% F
Parking	355,362	29,614	32,736	3,123	10.54% F	148,068	158,623	10,556	7.13% F
Leases & Rentals	339,078	28,257	11,717	(16,540)	-58.53% U	141,283	119,146	(22,137)	-15.67% U
Interest	15,504	1,292	13,442	12,150	+ F	6,460	65,533	59,073	+ F
Miscellaneous	<u>42,134</u>	<u>3,511</u>	<u>2,688</u>	<u>(823)</u>	- U	<u>17,556</u>	<u>9,857</u>	<u>(7,699)</u>	- U
Total Income	<u>\$14,797,214</u>	<u>\$1,216,388</u>	<u>\$1,267,346</u>	<u>\$50,958</u>	<u>4.19%</u> F	<u>\$5,855,231</u>	<u>\$6,181,291</u>	<u>\$326,060</u>	<u>5.57%</u> F
Passengers	5,834,100	479,101	485,183	6,083	1.27% F	2,299,536	2,325,099	25,564	1.11% F

Port Authority Transit Corporation
Comparative Analysis - 2024
Budget /Actual-Income & Departmental Expenses
for the Month Ending
May 31, 2024

	Annual Budget	Current				Year-To-Date			
		Budget	Actual	Variance		Budget	Actual	Variance	
Passenger Fare Revenue	\$13,712,399	\$1,125,987	\$1,138,259	\$12,272	1.1% F	\$5,403,225	\$5,439,136	\$35,911	0.7% F
Smart Card Sales	<u>70,000</u>	<u>5,833</u>	<u>7,330</u>	<u>1,497</u>	<u>25.7% F</u>	<u>29,167</u>	<u>31,700</u>	<u>2,533</u>	<u>8.7% F</u>
Total Passenger Revenue	\$13,782,399	1,131,821	1,145,589	13,769	1.2% F	5,432,392	5,470,836	38,444	0.7% F
Other	<u>1,014,815</u>	<u>84,568</u>	<u>121,757</u>	<u>37,189</u>	<u>44.0% F</u>	<u>422,840</u>	<u>710,455</u>	<u>287,615</u>	<u>68.0% F</u>
Total Income	<u>\$14,797,214</u>	<u>\$1,216,388</u>	<u>\$1,267,346</u>	<u>\$50,958</u>	<u>4.2% F</u>	<u>\$5,855,231</u>	<u>\$6,181,291</u>	<u>\$326,060</u>	<u>5.6% F</u>
Way & Power	\$13,955,449	\$1,137,916	\$931,643	\$206,273	18.1% F	\$5,582,083	\$5,902,394	(\$320,311)	-5.7% U
Equipment	10,297,230	866,953	777,750	89,203	10.3% F	4,218,933	3,586,782	632,151	15.0% F
Transportation	23,819,997	1,982,215	1,632,313	349,902	17.7% F	9,508,654	8,243,768	1,264,886	13.3% F
Administration	11,912,854	991,846	1,102,822	(110,976)	-11.2% U	4,945,113	4,066,684	878,429	17.8% F
Insurance & Claims	2,572,690	214,391	152,888	61,503	28.7% F	1,071,954	903,444	168,510	15.7% F
Purchased Power	<u>4,125,000</u>	<u>343,750</u>	<u>315,943</u>	<u>27,807</u>	<u>8.1% F</u>	<u>1,718,750</u>	<u>1,792,961</u>	<u>(74,211)</u>	<u>-4.3% U</u>
Sub-Total	\$66,683,220	\$5,537,070	\$4,913,359	\$623,711	11.3% F	\$27,045,487	\$24,496,033	\$2,549,454	9.4% F
Transit Subsidy (before rent)	(\$51,886,006)	(\$4,320,682)	(\$3,646,013)	\$674,669	15.6% F	(\$21,190,255)	(\$18,314,742)	\$2,875,513	13.6% F
Rent-DRPA	6,122,000	510,167	510,167	—	— F	2,550,835	2,550,835	—	— F
Total Expenses	<u>\$72,805,220</u>	<u>\$6,047,237</u>	<u>\$5,423,526</u>	<u>\$623,711</u>	<u>10.3% F</u>	<u>\$29,596,322</u>	<u>\$27,046,868</u>	<u>\$2,549,454</u>	<u>8.6% F</u>
Transit Subsidy (includes rent)	<u>(\$58,008,006)</u>	<u>(\$4,830,849)</u>	<u>(\$4,156,180)</u>	<u>\$674,669</u>	<u>14.0% F</u>	<u>(\$23,741,090)</u>	<u>(\$20,865,577)</u>	<u>\$2,875,513</u>	<u>12.1% F</u>

RESOLUTION

WHEREAS, *WILLIAM F. PARIS has faithfully served the Port Authority Transit Corporation for THIRTY-FIVE years in a conscientious and reliable manner, and*

WHEREAS, *WILLIAM F. PARIS wishes to accept retirement effective July 17, 2024 under the provisions of his employment benefits; now therefore,*

BE IT RESOLVED: *That, the Commissioners of the Delaware River Port Authority accept your retirement request from your position, Mechanical & Structural Technician, and concurrently extend sincere best wishes for a long, healthy and happy future, and*

BE IT FURTHER RESOLVED: *That a copy of the foregoing resolution be suitably prepared and forwarded to WILLIAM F. PARIS.*

RESOLUTION

WHEREAS, *CHARLES F. GLENNAN has faithfully served the Port Authority Transit Corporation for THIRTY-SIX years in a conscientious and reliable manner, and*

WHEREAS, *CHARLES F. GLENNAN wishes to accept retirement effective July 26, 2024 under the provisions of his employment benefits; now therefore,*

BE IT RESOLVED: *That, the Commissioners of the Delaware River Port Authority accept your retirement request from your position, Manager, Power, Signals & Communications, and concurrently extend sincere best wishes for a long, healthy and happy future, and*

BE IT FURTHER RESOLVED: *That a copy of the foregoing resolution be suitably prepared and forwarded to CHARLES F. GLENNAN.*

PATCO EEO CATEGORIES (By State)

JOB TITLE	STATE OF RESIDENCE		
	DE	NJ	PA
1 General Manager		1	
2 Assistant General Manager			1
1 Director, Equipment		1	
2 Director, Fare Collection Operations		1	
3 Director, Finance		1	
4 Director, Power & Signals		1	
5 Director, Safety Services		1	
6 Director, Track & Facilities		1	
7 Director, Transit Services		1	
1 Manager, Electrical & Electronics		1	
2 Manager, Fare Collection			1
3 Manager, Mechanical & Custodial		1	
4 Manager, Passenger Services		1	
5 Manager, Power, Signals & Communications		1	
6 Manager, Track & Facilities		1	
7 Manager, Track, Structures & Mechanical Equipment		1	
8 Supervising Dispatcher		1	
9 Technical Supervisor, Electrical Systems			
10 Technical Supervisor, Civil/Mechanical Systems			1
11 Technical Supervisor, Equipment			1
12 Technical Supervisor, Transit Services			1
1 Custodial Foreman			1
2 Dispatcher		5	1
3 Dispatcher Trainee		6	
4 Electrical Foreman		6	
5 Fare Collection Foreman		1	
6 Fleet Foreman		1	

PATCO EEO CATEGORIES (By State)

JOB TITLE	STATE OF RESIDENCE		
	DE	NJ	PA
7 Maintenance Foreman		1	
8 Mechanical Foreman		1	1
9 Money Room Supervisor		1	
10 Payroll Administrator		2	
11 Purchasing Agent		1	
12 Sr. Accountant		3	
13 Station Supervisor		6	3
14 Supervisor, Storeroom			1
15 Supervisor, Transit Services		3	
16 Supervisor/Traffic Analyst		7	
17 Track Foreman		2	1
<u>OFFICIALS - ADMINISTRATORS (Total By State)</u>			
	0	61	13
<u>TOTAL OFFICIALS - ADMINISTRATORS</u>			
		74	
1 Fare Collection Systems Analyst		1	
2 Program Analyst			
3 Project Manager, Technical		1	
4 Purchasing Specialist		3	
5 Safety Specialist		2	
<u>PROFESSIONALS (Total By State)</u>			
	0	7	0
<u>TOTAL PROFESSIONALS</u>			
		7	
1 Train Operator		41	13

PATCO EEO CATEGORIES (By State)

JOB TITLE		STATE OF RESIDENCE		
		DE	NJ	PA
PARAPROFESSIONALS (Total By State)		0	41	13
TOTAL PARAPROFESSIONALS		54		
1	Custodian		18	16
2	Revenue Collector		2	
SERVICE - MAINTENANCE (Total By State)		0	20	16
TOTAL SERVICE - MAINTENANCE		36		
1	Accounting Clerk		1	
2	Administrative Coordinator		6	
3	Customer Service Agent/Traffic Checker		4	1
4	Data Entry Clerk			1
5	Media Production Technician		1	
6	Storekeeper		5	
ADMINISTRATIVE SUPPORT (Total By State)		0	17	2
TOTAL ADMINISTRATIVE SUPPORT		19		
1	Car Monitoring & Diagnostic System Technician		1	
2	Electronic Technician	1	15	3
3	Electronic Technician Apprentice - Fare Collection			1
4	Equipment Electrician		3	1
5	Equipment Electrician A/C		5	
6	Equipment Mechanic	1	18	
7	Fare Collection Repairman		1	1
8	Groundskeeper		1	

PATCO EEO CATEGORIES (By State)

JOB TITLE	STATE OF RESIDENCE		
	DE	NJ	PA
9 Machine Operator 1/C		4	
10 Machinist 1/C		1	
11 Machinist 1/C Toolmaker		1	
12 Maintainer		18	4
13 Maintenance Mechanic 1/C		3	
14 Mechanical & Structural Technician		10	1
15 Track Mechanic		11	8
16 Welder		1	
SKILLED CRAFT (Total By State)			
	2	93	19
TOTAL SKILLED CRAFT			
		114	
TOTAL EMPLOYEES BY STATE			
	2	239	63
TOTAL PATCO EMPLOYEES			
		304	
SUMMARY (Employee Class)			
NON-REP			
	0	85	15
100			
TEAMSTERS			
	2	154	48
204			

PATCO BOARD MINUTES

**PORT AUTHORITY TRANSIT CORPORATION
BOARD MEETING**

**One Port Center
Camden, New Jersey
Wednesday, July 17, 2024**

Pennsylvania Commissioners

James Schultz, Esq., Chairman of the Board
Timothy DeFoor, Pennsylvania Auditor General
James Snell (for Pennsylvania Treasurer, Stacey Garrity) (via Teams)
Donna Powell
Gregory Schwab, Esq. (Via Teams)
Vaughn Ross (via Teams)
Keiwana McKinney-Forde (via Teams)
Robert Ghormoz

New Jersey Commissioners

Jeffrey Nash, Esq., Vice Chairman of the Board
Albert Frattali
Richard Sweeney
Charles Fentress
Aaron Nelson (via Teams)
Bruce Garganio (via Teams)
Daniel Christy (via Teams)

DRPA/PATCO Staff

John Hanson, Chief Executive Officer
Raymond J. Santarelli, Esq., General Counsel and Corporate Secretary
Toni Brown, Chief Administrative Officer
Jerry Sahi, Chief Financial Officer
Michael Venuto, Chief Engineer (via Teams)
John Rink, PATCO General Manager
Robert Hicks, Chief Operating Officer
Robert Finnegan, Chief Safety and Security Officer (via Teams)
David Aubrey, Inspector General
Ed Cobbs, Jr., Chief of Police
Stephen M. Holden, Esq., Deputy General Counsel
Rohan Hepkins, PATCO Deputy General Manager
William Shanahan, Director, Homeland Security and Emergency Management
Christopher Jones, Director, Information Services
Matthew Licata, Director, Fleet Management (by Teams)
Michael Christie, Acting Director, WWB/CBB (by Teams)
Joseph McAroy, Director, BFB/BRB (by Teams)
Darlene Callands, Acting Director, Government Relations & Grants Administration
Christina Maroney, Director Strategic Initiatives
Darcie DeBeaumont, Director, Finance, DRPA
Mark Ciechon, Director, Finance PATCO
Jesse Mickel, Purchasing Agent, PATCO

Gerald Faber, Esq., Assistant General Counsel
 Kathleen P. Vandy, Esq., Assistant General Counsel
 Tracey D.P. Overton, Esq., Assistant General Counsel
 Amy Ash, Manager, Contract Administration
 Nicole Ochroch, Acting Engineering Program Manager
 Carol Herbst, Senior Accountant, Finance (via Teams)
 Mike Williams, Manager, Corporate Communications
 Dawn Whiton, Executive Assistant to the CEO
 Barbara Wagner, Executive Assistant to the CEO
 Christopher Updike, Legal Intern
 Connall Maroney, GM Office Intern
 Colon Shand, Finance Intern
 Luke Russell, Information Systems Intern
 Aayush Talreja, Engineering Intern
 Kolby Miller, Engineering Intern
 Nicole Major, Contract Administration Intern
 Jinell Reid, Government Relations Intern
 Nyla Scott, Purchasing Intern
 Katherine Hilinski, Records Manager, Office of General Counsel
 Anne Nelson, Executive Legal Secretary to the General Counsel

Others Present

Hayden Rigo, Deputy Chief of Staff, Pennsylvania Department of the Auditor General
 Pasquale Deon, Sr., Alternate for Pennsylvania Auditor General Timothy DeFoor
 Allison Deibert, Esq., Deputy Chief Counsel, Pennsylvania Treasury (via Teams)
 Anthony Luker, SE Regional Director, Office of the Pennsylvania Governor (via Teams)
 Alexis Franklin, Esq., Associate Counsel, New Jersey Governor's Authorities Unit (via Teams)
 Christopher Gibson, Esq., Archer & Greiner, P.C. (via Teams)
 Alan Kessler, Esq., Duane Morris, LLP
 Jessica Priselac, Esq., Duane Morris, LLP (via Teams)
 Ryan Frascella, Board Liaison, Bellevue Strategies, LLC
 Pranav Maneel, Board Liaison, Bellevue Strategies, LLC

OPEN SESSION

Chairman Schultz called the meeting to order at 9:25 a.m. and asked that the Corporate Secretary call the roll.

Roll Call

The following Commissioners were present, constituting a quorum: Chairman Schultz, Vice Chairman Nash, Pennsylvania Auditor General DeFoor, Commissioners Frattali, Fentress, Deon, Ghormoz, Powell, McKinney-Forde, Nelson, Schwab, Ross, Christy, Sweeney and Garganio.

Public Comment

There was no public comment.

Report of the General Manager

PATCO General Manager Rink stated that the Report of the General Manager stood as previously submitted. There were no questions or comments. Commissioner Powell moved to approve the General Manager's Report and Commissioner Garganio seconded the motion. All Commissioners in attendance voted to accept the Report. The motion carried.

Approval of the June 20, 2024 PATCO Board Meeting Minutes

Chairman Schultz stated that the Minutes of the June 20, 2024 PATCO Board Meeting were previously provided to all Commissioners and the Governors of New Jersey and Pennsylvania. There were no comments on or corrections to the Minutes. Commissioner Fentress moved to approve the Minutes and Commissioner Snell seconded the motion. All Commissioners in attendance voted in the affirmative to approve the Minutes as submitted. The motion carried.

Receipt and Filing of the Lists of Previously Approved Payments covering the Month of June 2024

Chairman Schultz stated that the List of Previously Approved Payments covering the month of June, 2024 was previously provided to all Commissioners. There were no questions or comments. Commissioner DeFoor moved to receive and file the List and Commissioner Sweeney seconded the motion. All Commissioners in attendance voted in the affirmative. The motion carried.

Receipt and Filing of the List of Previously Approved Purchase Orders and Contracts covering the Month of June 2024

Chairman Schultz stated that the List of Previously Approved Purchase Orders and Contracts covering the month of June 2024, was previously provided to all Commissioners. There were no questions or comments. Commissioner Fentress moved to receive and file the List and Commissioner Frattali seconded the motion. All Commissioners in attendance voted in the affirmative. The motion carried.

Approval of Balance Sheet and Equity Statement dated April 30, 2024

Chairman Schultz stated that the Balance Sheet and Equity Statement dated April 30, 2024, was previously provided to all Commissioners. There were no questions or comments. Commissioner Garganio moved to receive and file the Balance Sheet and Equity Statement and Commissioner DeFoor seconded the motion. All Commissioners in attendance voted in the affirmative. The motion carried.

Approval of Operations & Maintenance Committee Meeting Minutes of July 9, 2024

Chairman Schultz stated that the Minutes of the July 9, 2024 Operations & Maintenance Committee Meeting were previously provided to all Commissioners. There were no comments or corrections. Commissioner Fentress moved to approve the Minutes and Commissioner Powell seconded the motion. All Commissioners in attendance voted in the affirmative to approve the Minutes as submitted. The motion carried.

Adoption of Resolutions Approved by the Operations & Maintenance Committee on July 9, 2024

Chairman Schultz stated that there were two (2) Resolutions from the July 9, 2024 Operations & Maintenance Committee Meeting for consideration:

PATCO-24-013 Track Geometry Inspection Services

PATCO General Manager Rink presented the Summary Statement and Resolution seeking Board authorization for staff to negotiate a five- (5) year contract with RailPod, Inc. at a not-to-exceed cost of \$223,515.00 to inspect and measure the track geometry of PATCO's mainline, yard tracks, and interlockings. Chairman Schultz inquired whether the Commissioners had any questions for staff concerning the Resolution. In response to a question from Commissioner Deon, PATCO General Manager explained the process of rail inspections and the utilization of RailPod. Commissioner DeFoor moved to adopt the Resolution and Commissioner Ghormoz seconded the motion. All Commissioners in attendance voted in the affirmative. The motion carried and the Board adopted the Resolution.

PATCO-24-014 Contract Modification (PATCO)

PATCO General Manager Rink presented the Summary Statement and Resolution seeking Board authorization to execute a six-month extension to a previously approved contract with Cubic Transportation Systems, Inc. for system administrative support for our automated fare collection system, Nextfare. This additional six-month period (on a month-to-month basis) will provide support until replaced by the cloud system infrastructure contract. The cloud conversion has been delayed. This modification would add \$140,164.00 to the current approved Resolution (PATCO-24-003), for an adjusted contract agreement amount of \$2,403,782.00. Chairman Schultz inquired whether the Commissioners had any questions for staff concerning the Resolution. There were no questions. Commissioner Powell moved to adopt the Resolution and Commissioner Sweeney seconded the motion. All Commissioners in attendance voted in the affirmative. The motion carried and the Board adopted the Resolution.

Approval of Finance Committee Meeting Minutes of July 10, 2024

Chairman Schultz stated that the Minutes of the July 10, 2024 Finance Committee Meeting were previously provided to all Commissioners. There were no comments or corrections. Commissioner Fentress moved to approve the Minutes and Commissioner Sweeney seconded the motion. All Commissioners in attendance voted in the affirmative to approve the Minutes as submitted. The motion carried.

Adoption of Resolutions Approved by the Finance Committee on July 10, 2024

Chairman Schultz stated that there was one (1) Resolution from the July 10, 2024 Finance Committee Meeting for consideration:

PATCO-24-015 Out-of-Home Advertising Services

PATCO General Manager Rink presented the Summary Statement and Resolution seeking authorization for staff to negotiate a five- (5) year contract with Intersection to provide out-of-home advertising services for PATCO stations, PATCO facilities, PATCO parking lots, train cars, and PATCO rights of way. Intersection has proposed that DRPA/PATCO will receive a contingent fee of sixty (60%) percent of Net Revenue earned over the five-year term. In response to a question from Commissioner Powell, PATCO General Manager Rink explained the payment tracking process. Commissioner Powell moved to forward the Resolution to the Board for consideration

and Commissioner Sweeney seconded the motion. All Commissioners in attendance voted to approve the motion.

Unfinished Business

There were no Unfinished Business items.

New Business

There were no New Business items.

Executive Session

There were no Executive Session items.

ADJOURNMENT

Chairman Schultz acknowledged the summer interns in attendance and recognized that the intern program provided interns an opportunity to learn a lot through the summer and thanked the interns for the meaning work they were performing.

With no further business, Commissioner Fentress moved to adjourn the Meeting. Commissioner Frattali seconded the motion. All Commissioners in attendance voted in the affirmative. The Meeting adjourned at 9:36 a.m.

Respectfully submitted,



Raymond J. Santarelli, Esquire
General Counsel and Corporate Secretary

**PATCO MONTHLY LIST OF
PREVIOUSLY APPROVED PAYMENTS**

Port Authority Transit Corporation
Monthly List Of Previously Approved Payments 07/01/24 through 07/31/24
Meeting Date 08/21/24

Vendor Name	Item Description	Resolution # / Authorization	Amount
ANA SOURCING LLC	1st Aid & Safety Equipment	25KTHRES	503.61
ANCHORTEX CORPORATION	1st Aid & Safety Equipment	25KTHRES	976.50
ARBILL INDUSTRIES INC	1st Aid & Safety Equipment	25KTHRES	243.00
SID TOOL CO., INC	1st Aid & Safety Equipment	25KTHRES	555.36
SUPREME SAFETY, INC	1st Aid & Safety Equipment	25KTHRES	361.75
T. FRANK MCCALL'S, INC.	1st Aid & Safety Equipment	25KTHRES	126.00
TRISTATE INDUSTRIAL DISTRIBUTORS OF	1st Aid & Safety Equipment	25KTHRES	15.00
Y-PERS, INC.	1st Aid & Safety Equipment	25KTHRES	677.95
	1st Aid & Safety Equipment Total		3,459.17
BRINK'S, INCORPORATED	Armored Car Services	P-18-027	5,832.63
	Armored Car Services Total		5,832.63
MKG SALES ASSOCIATES, INC.	Buildings Grounds & Maint.	25KTHRES	547.68
	Buildings Grounds & Maint. Total		547.68
FELTON L. WALKER	Chem/Solv-Commercial	25KTHRES	172.10
W.W. GRAINGER INC.	Chem/Solv-Commercial	25KTHRES	670.92
	Chem/Solv-Commercial Total		843.02
NCH CORPORATION	Cleaning Materials	25KTHRES	290.95
VENUS SUPPLIES AND SERVICES	Cleaning Materials	25KTHRES	1,318.24
	Cleaning Materials Total		1,609.19
DELTA DENTAL OF NEW JERSEY, INC.	Cobra Reimbursement Receivable	D-23-059	148.55
VISION BENEFITS OF AMERICA	Cobra Reimbursement Receivable	D-22-060	17.83
	Cobra Reimbursement Receivable Total		166.38
CLIF WYCK FARM KENNELS	Contract Service Expense	25KTHRES	1,400.00
FLATIRON CRANE OPERATING COMPANY,	Contract Service Expense	P-22-022A	870.00
HAMPTON CLARKE INC	Contract Service Expense	25KTHRES	1,907.00
KAESER COMPRESSORS	Contract Service Expense	25KTHRES	4,301.36
ONE CALL CONCEPTS, INC.	Contract Service Expense	25KTHRES	128.70
PETSMART STORE# 1225	Contract Service Expense	25KTHRES	459.41
TERMINIX INTERNATIONAL COMPANY	Contract Service Expense	25KTHRES	425.00
	Contract Service Expense Total		9,491.47
EAST RIVER ENERGY, INC.	Diesel Fuel	D-24-005	5,505.57
	Diesel Fuel Total		5,505.57
ALMOND GLASS WORKS, INC.	Direct Materials	25KTHRES	1,159.00
APR SUPPLY CO	Direct Materials	25KTHRES	1,662.16
BILLOWS ELECTRIC SUPPLY CO INC	Direct Materials	25KTHRES	416.67
HOME DEPOT U.S.A., INC.	Direct Materials	P-23-029A	995.41
LOWE'S COMPANIES, INC.	Direct Materials	25KTHRES	128.65
SOUTH CAMDEN IRON WORKS	Direct Materials	25KTHRES	881.38
	Direct Materials Total		5,243.27
COLLINGS CONTRACTING TECHNOLOGIES,	Electrical & Signal Parts	25KTHRES	2,050.67
NEWARK CORPORATION	Electrical & Signal Parts	25KTHRES	143.79
TINA A. LISTON-HORNER	Electrical & Signal Parts	25KTHRES	432.80
	Electrical & Signal Parts Total		2,627.26
COLLINGS CONTRACTING TECHNOLOGIES,	Electrical Components & Parts	25KTHRES	196.50
G-TEL ENTERPRISES INC	Electrical Components & Parts	25KTHRES	102.85
TRISTATE INDUSTRIAL DISTRIBUTORS OF	Electrical Components & Parts	25KTHRES	134.07
	Electrical Components & Parts Total		433.42
ALLIED WIRE & CABLE INC	Electrical Equipment & Supplies	25KTHRES	11,230.00
BISCO INDUSTRIES	Electrical Equipment & Supplies	25KTHRES	475.46
COLLINGS CONTRACTING TECHNOLOGIES,	Electrical Equipment & Supplies	25KTHRES	1,424.55
FIRSTPOWER GROUP LLC	Electrical Equipment & Supplies	25KTHRES	8,785.95
SUPREME SAFETY, INC	Electrical Equipment & Supplies	25KTHRES	447.00
TINA A. LISTON-HORNER	Electrical Equipment & Supplies	25KTHRES	607.68
	Electrical Equipment & Supplies Total		22,970.64
ATLANTIC CITY ELECTRIC	Electricity Expense	UTILITY	41.37
PSE&G CO.	Electricity Expense	UTILITY	16,932.87
	Electricity Expense Total		16,974.24
VOYA FINANCIAL	Employee Payroll Deductions	NONE	63,585.00
	Employee Payroll Deductions Total		63,585.00
TREASURER - STATE OF NEW JERSEY	Employer Gross Income Tax	NONE	74,146.28
	Employer Gross Income Tax Total		74,146.28
COLLINGS CONTRACTING TECHNOLOGIES,	Epoxy Formulations	25KTHRES	117.00
	Epoxy Formulations Total		117.00
HOPPECKE BATTERIES, INC.	Equipment & Tools	P-23-020I	2,991.05
JOSEPH FAZZIO INC.	Equipment & Tools	25KTHRES	1,465.86
THORNTON ENTERPRISES INC	Equipment & Tools	25KTHRES	240.00
W.W. GRAINGER INC.	Equipment & Tools	25KTHRES	2,377.04
	Equipment & Tools Total		7,073.95

COLLINGS CONTRACTING TECHNOLOGIES, CUBIC TRANSPORTATION SYSTEMS INC DIGI-KEY CORPORATION NATIONAL BATTERY STORE LLC TEAM ONE REPAIR, INC. W.W. GRAINGER INC.	Fare Collection Equipment Fare Collection Equipment Fare Collection Equipment Fare Collection Equipment Fare Collection Equipment Fare Collection Equipment Total	25KTHRES P-23-019B 25KTHRES 25KTHRES P-23-020E 25KTHRES	459.00 38,606.10 1,631.99 214.80 331.90 84.40 41,328.19
FELTON L. WALKER HILTI INC TINA A. LISTON-HORNER TRISTATE INDUSTRIAL DISTRIBUTORS OF	Fasteners Fasteners Fasteners Fasteners Fasteners Total	25KTHRES 25KTHRES 25KTHRES 25KTHRES	337.20 116.43 36.63 228.40 718.66
INTERNAL REVENUE SERVICE	Federal/FICA Payroll Taxes Federal/FICA Payroll Taxes Total	NONE	633,409.10 633,409.10
SPECIALTY FREIGHT SERVICES, INC	Freight Freight Total	25KTHRES	725.00 725.00
HOUGH PETROLEUM CORP KSL SUPPLIES INC. MCMASTER-CARR SUPPLY COMPANY TRISTATE INDUSTRIAL DISTRIBUTORS OF	Fuel/Oil/Grease Fuel/Oil/Grease Fuel/Oil/Grease Fuel/Oil/Grease Fuel/Oil/Grease Total	25KTHRES 25KTHRES 25KTHRES 25KTHRES	876.78 1,431.00 331.52 294.00 2,933.30
ALSTOM SIGNALING INC. CAMDEN TOOL CARR'S HARDWARE FELTON L. WALKER HILTI INC INDCO INC MCMASTER-CARR SUPPLY COMPANY SNAP-ON INCORPORATED TRISTATE INDUSTRIAL DISTRIBUTORS OF US ELECTRICAL SERVICES, INC. W.W. GRAINGER INC.	Hand Tools Hand Tools Hand Tools Hand Tools Hand Tools Hand Tools Hand Tools Hand Tools Hand Tools Hand Tools Hand Tools Hand Tools Hand Tools Total	P-23-019A 25KTHRES 25KTHRES 25KTHRES 25KTHRES 25KTHRES 25KTHRES 25KTHRES 25KTHRES 25KTHRES 25KTHRES 25KTHRES	358.82 187.83 26.40 98.70 132.36 97.50 131.40 1,138.80 529.45 445.38 104.12 3,250.76
INDCO INC	Hardware & Related Hardware & Related Total	25KTHRES	264.00 264.00
TRANE U.S. INC.	HVAC HVAC Total	25KTHRES	4,757.96 4,757.96
ANA SOURCING LLC CARR'S HARDWARE INDCO INC TRISTATE INDUSTRIAL DISTRIBUTORS OF	Janitorial Supplies Janitorial Supplies Janitorial Supplies Janitorial Supplies Janitorial Supplies Total	25KTHRES 25KTHRES 25KTHRES 25KTHRES	535.09 4,112.04 2,443.60 621.85 7,712.58
ARNOLD'S SAFE & LOCK CO., INC.	Locks/Locksmith Services Locks/Locksmith Services Total	25KTHRES	4,773.60 4,773.60
WESTINGHOUSE AIR BRAKE TECHNOLOGIES W.W. GRAINGER INC.	Machinery/Hardware, Industrial Machinery/Hardware, Industrial Total	P-23-019G	13,192.40 13,192.40
AMERIHEALTH INSURANCE COMPANY	Material Handling & Storage Material Handling & Storage Total	25KTHRES	1,978.16 1,978.16
DELTA DENTAL OF NEW JERSEY, INC.	Medical Medical Total	D-23-083	177,207.19 177,207.19
VISION BENEFITS OF AMERICA	Medical Dental Medical Dental Total	D-23-059	6,793.88 6,793.88
AICPA AMERICAN PUBLIC TRANSPORTATION	Medical Vision Medical Vision Total	D-22-060	722.46 722.46
B2B HOLDINGS INC W.B. MASON CO. INC	Memberships & Subscriptions Memberships & Subscriptions Memberships & Subscriptions Total	NONE P-23-011A	565.00 39,250.00 39,815.00
BLUE MOUNTAIN DISTRIBUTORS	Office Supplies Office Supplies Office Supplies Total	25KTHRES D-23-121	240.00 776.23 1,016.23
PA DEPT OF REVENUE	Other Office Expenses Other Office Expenses Total	D-23-031	956.52 956.52
CONROY, INC. THE SHERWIN WILLIAMS COMPANY	PA Payroll Taxes PA Payroll Taxes Total	NONE	14,046.95 14,046.95
TACTICAL PUBLIC SAFETY LLC	Paint-Coatings Paint-Coatings Paint-Coatings Total	25KTHRES 25KTHRES	1,504.55 73.08 1,577.63
PATCO - Payroll Account	PATCO Mobile Radio Replacement PATCO Mobile Radio Replacement Total	D-24-024	641,636.24 641,636.24
PNC BANK P-CARD	Payroll For Accounting Period Payroll For Accounting Period Total	NONE	1,369,039.55 1,369,039.55
PA STATE EMPLOYEES RETIREMENT SYSTE	P-Card Purchases P-Card Purchases Total	NONE	40,185.32 40,185.32
	Pension - SERS Pension - SERS Total	NONE	236,100.45 236,100.45

CITY OF PHILADELPHIA	Philadelphia Payroll Taxes	NONE	8,550.63
	Philadelphia Payroll Taxes Total		8,550.63
CARR'S HARDWARE	Plumbing Equipment & Supplies	25KTHRES	59.80
ENGINEERED HYDRAULICS, INC	Plumbing Equipment & Supplies	25KTHRES	155.64
MCMASTER-CARR SUPPLY COMPANY	Plumbing Equipment & Supplies	25KTHRES	123.03
TRISTATE INDUSTRIAL DISTRIBUTORS OF	Plumbing Equipment & Supplies	25KTHRES	437.40
	Plumbing Equipment & Supplies Total		775.87
FAAC INCORPORATED	Police Equipment and Supplies	25KTHRES	1,321.25
	Police Equipment and Supplies Total		1,321.25
FEDERAL EXPRESS CORPORATION	Postage Expenses	25KTHRES	96.57
	Postage Expenses Total		96.57
TRANSPORTATION RESOURCE ASSOCIATES	Professional Fees - Consulting	P-20-003	4,829.13
	Professional Fees - Consulting Total		4,829.13
GALLAGHER BENEFIT SERVICES, INC	Professional Fees - Ins Brokers	D-23-061	9,062.50
	Professional Fees - Ins Brokers Total		9,062.50
AMERICAN ARBITRATION ASSOCIATION	Professional Fees - Labor Relations	25KTHRES	325.00
BROWN & CONNERY LLP	Professional Fees - Labor Relations	P-22-001	3,966.27
	Professional Fees - Labor Relations Total		4,291.27
BROWN & CONNERY LLP	Professional Fees - Legal Costs	P-22-001	302.50
COOPER LEVENSON, PA	Professional Fees - Legal Costs	P-22-001	2,427.50
MALAMUT & ASSOCIATES, LLC	Professional Fees - Legal Costs	P-22-001	2,805.00
MATTEMAN, WEINROTH & MILLER, P.C.	Professional Fees - Legal Costs	P-22-001	1,925.00
ZELLER & WIELICZKO, LLP	Professional Fees - Legal Costs	P-22-001	1,609.38
	Professional Fees - Legal Costs Total		9,069.38
ARCHER & GREINER, PC	Professional Fees - Litigation Costs	P-22-001	137.50
DILWORTH PAXSON LLP	Professional Fees - Litigation Costs	P-22-001	162.50
	Professional Fees - Litigation Costs Total		300.00
INTERSTATE MOBILE CARE, INC.	Professional Fees - Medical	P-21-008	2,035.00
	Professional Fees - Medical Total		2,035.00
ACADACA, LLC	Professional Services	P-23-005	17,293.64
BENEFIT HARBOR LP	Professional Services	D-22-059	2,360.73
CUBIC TRANSPORTATION SYSTEMS INC	Professional Services	P-24-003	23,239.75
	Professional Services Total		42,894.12
PECO - PAYMENT PROCESSING	Purchased Power	P-23-028	64,462.74
TOTALENERGIES STRONG, LLC	Purchased Power	P-23-028	180,409.73
	Purchased Power Total		244,872.47
BIRD CONTROL SERVICES, INC.	Rail Car Cleaning Materials	25KTHRES	87.00
	Rail Car Cleaning Materials Total		87.00
GRM INFORMATION MANAGEMENT SERVICES	Records Management Fees	D-20-090	34.48
	Records Management Fees Total		34.48
ABBARRAHAM BENCHENLOUL	Refund	25KTHRES	10.00
ALEXANDRA KRAVIL	Refund	25KTHRES	5.00
ARMAND JENKINS	Refund	25KTHRES	5.00
ISABEL SANCHEZ	Refund	25KTHRES	5.50
JOY PHIFER	Refund	25KTHRES	5.25
KARL WALKO	Refund	25KTHRES	13.40
M. HILLMAN	Refund	25KTHRES	5.50
MORGAN HALYARD	Refund	25KTHRES	5.00
ROBIN COWARD	Refund	25KTHRES	18.60
SURLENA VERDELL	Refund	25KTHRES	11.00
TYRONE HAYMAN	Refund	25KTHRES	3.40
	Refund Total		87.65
WILLIAMS SCOTSMAN INC.	Rental - Property & Other Equipment	25KTHRES	1,498.71
	Rental - Property & Other Equipment Total		1,498.71
LAUREL LAWNMOWER SERVICE, INC	Repair Parts - Landscaping Equipment	25KTHRES	782.18
	Repair Parts - Landscaping Equipment Total		782.18
RICH TREE SERVICE, INC.	Repairs and Maintenance - Other	P-20-008	14,080.00
SAFETY-KLEEN SYSTEMS INC	Repairs and Maintenance - Other	25KTHRES	1,092.16
	Repairs and Maintenance - Other Total		15,172.16
AMERIHEALTH INSURANCE COMPANY	Retiree Medical Insurance	D-23-083	12,984.77
UNITED HEALTHCARE	Retiree Medical Insurance	D-23-110	55,482.29
	Retiree Medical Insurance Total		68,467.06
HORIZON BLUE CROSS BLUE SHIELD OF N	Retiree Medical Prescription Insurance Over 65	D-23-095	17,792.80
	Retiree Medical Prescription Insurance Over 65 Total		17,792.80
MYTHICS, LLC	Software License Fees	25KTHRES	3,260.30
	Software License Fees Total		3,260.30
TEAMSTERS HEALTH & WELFARE	Teamsters Health and Welfare	P-23-009	311,448.74
	Teamsters Health and Welfare Total		311,448.74
TEAMSTER PENSION FUND	Teamsters Pension	P-23-009	142,800.42
	Teamsters Pension Total		142,800.42
TEAMSTERS LOCAL UNION 676	Teamsters Union Dues	P-23-009	11,464.00
	Teamsters Union Dues Total		11,464.00

DIRECTV	Telephone & Telecom Expense	UTILITY	92.99
MCI COMMUNICATIONS SERVICES INC	Telephone & Telecom Expense	UTILITY	864.80
VERIZON	Telephone & Telecom Expense	UTILITY	1,029.63
VERIZON BUSINESS	Telephone & Telecom Expense	UTILITY	1,110.95
	Telephone & Telecom Expense Total		3,098.37
ACCOUNTANTS FOR YOU, INC	Temporary Services	D-19-058	7,428.00
LARRY K YATES	Temporary Services	P-23-020P	900.00
	Temporary Services Total		8,328.00
RAILROAD TOOLS AND SOLUTIONS LLC	Track & Right of Way Maint	25KTHRES	83.44
	Track & Right of Way Maint Total		83.44
RAM INDUSTRIAL SERVICES, LLC	Traction Motor Rebuilds	D-23-054	83,500.00
SHERWOOD ELECTROMOTION INC.	Traction Motor Rebuilds	D-23-054	76,195.00
WALCO ELECTRIC COMPANY	Traction Motor Rebuilds	D-23-054	27,678.00
	Traction Motor Rebuilds Total		187,373.00
ALL SUPPLIES AND PARTS INC	Transit Car Equipment-Electrical	25KTHRES	2,794.50
KSU N.A. LLC	Transit Car Equipment-Electrical	P-23-020H	2,638.74
TECHNOLOGIES LANKA INC	Transit Car Equipment-Electrical	P-23-019E	6,500.00
TRISTATE INDUSTRIAL DISTRIBUTORS OF	Transit Car Equipment-Electrical	25KTHRES	1.50
WESTCODE INC.	Transit Car Equipment-Electrical	P-23-020J	4,031.82
	Transit Car Equipment-Electrical Total		15,966.56
HELWIG CARBON PRODUCTS, INC.	Transit Car Equipment-Mechanical	P-23-019C	79,060.87
KODIAK CONTROLS INC	Transit Car Equipment-Mechanical	25KTHRES	841.26
KSL SUPPLIES INC.	Transit Car Equipment-Mechanical	25KTHRES	400.00
MAC PRODUCTS, INC	Transit Car Equipment-Mechanical	25KTHRES	1,722.67
MAC PRODUCTS, INC	Transit Car Equipment-Mechanical	CEOEMG	122.45
TRISTATE INDUSTRIAL DISTRIBUTORS OF	Transit Car Equipment-Mechanical	25KTHRES	160.00
VENUS SUPPLIES AND SERVICES	Transit Car Equipment-Mechanical	25KTHRES	537.12
W BAKER MANAGEMENT INC	Transit Car Equipment-Mechanical	P-23-019F	10,802.00
WESTINGHOUSE AIR BRAKE TECHNOLOGIES	Transit Car Equipment-Mechanical	P-23-020G	46,448.13
WHARTON HARDWARE & SUPPLY CORP.	Transit Car Equipment-Mechanical	25KTHRES	384.00
	Transit Car Equipment-Mechanical Total		140,478.50
TAB INC	Trash Removal	25KTHRES	208.34
WASTE MANAGEMENT OF NEW JERSEY, INC	Trash Removal	P-23-013	5,474.77
	Trash Removal Total		5,683.11
Colin L. Shand	Travel Expenses	25KTHRES	36.72
	Travel Expenses Total		36.72
UNIFIRST CORPORATION	Uniform Cleaning Expense	P-24-007	2,244.11
	Uniform Cleaning Expense Total		2,244.11
A&A SALES ASSOCIATES LLC	Uniform Expense	25KTHRES	6,153.45
KEYPORT ARMY NAVY	Uniform Expense	25KTHRES	375.39
PNC BANK P-CARD	Uniform Expense	NONE	573.48
REFLECTIVE APPAREL FACTORY, INC	Uniform Expense	25KTHRES	387.68
SAF-GARD SAFETY SHOE COMPANY	Uniform Expense	P-23-020Q	1,979.99
SLATEBELT SAFETY	Uniform Expense	25KTHRES	414.00
	Uniform Expense Total		9,883.99
EXPERTPAY CHILD SUPPORT	Wage Attachment	NONE	8,528.10
	Wage Attachment Total		8,528.10
BOROUGH OF COLLINGSWOOD	Water & Sewer Expense	UTILITY	395.75
CAMDEN COUNTY MUNICIPAL UTILITIES	Water & Sewer Expense	UTILITY	2,976.00
CITY OF CAMDEN	Water & Sewer Expense	UTILITY	735.26
CITY OF PHILA	Water & Sewer Expense	UTILITY	313.33
NEW JERSEY AMERICAN WATER	Water & Sewer Expense	UTILITY	22,700.67
TOWNSHIP OF HADDON	Water & Sewer Expense	UTILITY	95.00
	Water & Sewer Expense Total		27,216.01
SIMMONS MACHINE TOOL CORPORATION	Wheel Truing Machine	D-21-073	50,000.00
	Wheel Truing Machine Total		50,000.00
SCIBAL ASSOCIATES INC	Worker's Comp Reserve	P-23-028	125,205.45
	Worker's Comp Reserve Total		125,205.45
	Grand Total		4,949,886.35

* D indicates a DRPA resolution

* P indicates a PATCO resolution

**PATCO MONTHLY LIST OF
PREVIOUSLY APPROVED
PURCHASE ORDERS & CONTRACTS**

PATCO Monthly List of Previously Approved Purchase Order Contracts - July 2024

Purchasing Document	Document Date	Vendor/supplying plant	Material Group Desc.	Net Order Value
4500022454				896.30
4500022454	7/2/2024	100191 GKY INDUSTRIES	FASTENERS	19.00
4500022454	7/2/2024	100191 GKY INDUSTRIES	FASTENERS	5.00
4500022454	7/2/2024	100191 GKY INDUSTRIES	FASTENERS	90.00
4500022454	7/2/2024	100191 GKY INDUSTRIES	FASTENERS	20.00
4500022454	7/2/2024	100191 GKY INDUSTRIES	FASTENERS	25.50
4500022454	7/2/2024	100191 GKY INDUSTRIES	FASTENERS	65.00
4500022454	7/2/2024	100191 GKY INDUSTRIES	FASTENERS	460.00
4500022454	7/2/2024	100191 GKY INDUSTRIES	FARE COLLECTION EQP	184.80
4500022454	7/2/2024	100191 GKY INDUSTRIES	FASTENERS	27.00
4500022455				140.04
4500022455	7/2/2024	100735 ARBILL INDUSTRIES INC	1ST AID & SAFETY EQP	140.04
4500022456				364.68
4500022456	7/2/2024	100302 FELTON L. WALKER	BRUSHES - NOT PAINT	192.00
4500022456	7/2/2024	100302 FELTON L. WALKER	PLUMBING EQP & SUPP	172.68
4500022457				131.40
4500022457	7/2/2024	101615 MCMaster-CARR SUPPLY COMPANY	HAND TOOLS	131.40
4500022458				366.00
4500022458	7/2/2024	101191 TRISTATE INDUSTRIAL DISTRIBUTORS OF	PAINT-COATINGS, ETC	332.40
4500022458	7/2/2024	101191 TRISTATE INDUSTRIAL DISTRIBUTORS OF	HAND TOOLS	33.60
4500022461				335.25
4500022461	7/2/2024	100449 TEAM ONE REPAIR, INC.	FARE COLLECTION EQP	335.25
4500022462				83.44
4500022462	7/2/2024	100386 RAILROAD TOOLS AND SOLUTIONS LLC	TRK&RHT OF WAY MAIN	83.44
4500022465				633.80
4500022465	7/3/2024	101191 TRISTATE INDUSTRIAL DISTRIBUTORS OF	TRANS CAR EQUIP-ELEC	1.50
4500022465	7/3/2024	101191 TRISTATE INDUSTRIAL DISTRIBUTORS OF	HAND TOOLS	219.00
4500022465	7/3/2024	101191 TRISTATE INDUSTRIAL DISTRIBUTORS OF	HAND TOOLS	67.70
4500022465	7/3/2024	101191 TRISTATE INDUSTRIAL DISTRIBUTORS OF	PAINT-COATINGS, ETC	345.60
4500022466				746.20
4500022466	7/3/2024	100129 DEBORAH DETWILER	AD/PROMO ITEMS	431.70
4500022466	7/3/2024	100129 DEBORAH DETWILER	AD/PROMO ITEMS	50.00
4500022466	7/3/2024	100129 DEBORAH DETWILER	AD/PROMO ITEMS	237.00
4500022466	7/3/2024	100129 DEBORAH DETWILER	AD/PROMO ITEMS	27.50
4500022467				1,532.42
4500022467	7/3/2024	100667 SNAP-ON INCORPORATED	HAND TOOLS	74.49
4500022467	7/3/2024	100667 SNAP-ON INCORPORATED	HAND TOOLS	50.37
4500022467	7/3/2024	100667 SNAP-ON INCORPORATED	HAND TOOLS	21.96
4500022467	7/3/2024	100667 SNAP-ON INCORPORATED	HAND TOOLS	1,119.56
4500022467	7/3/2024	100667 SNAP-ON INCORPORATED	HAND TOOLS	197.10
4500022467	7/3/2024	100667 SNAP-ON INCORPORATED	HAND TOOLS	68.94
4500022468				16,200.00
4500022468	7/3/2024	102872 TECHNOLOGIES LANKA INC	TRAN CAR EQUIP-MECH	1,620.00
4500022468	7/3/2024	102872 TECHNOLOGIES LANKA INC	TRAN CAR EQUIP-MECH	1,620.00
4500022468	7/3/2024	102872 TECHNOLOGIES LANKA INC	TRAN CAR EQUIP-MECH	1,620.00
4500022468	7/3/2024	102872 TECHNOLOGIES LANKA INC	TRAN CAR EQUIP-MECH	1,620.00
4500022468	7/3/2024	102872 TECHNOLOGIES LANKA INC	TRAN CAR EQUIP-MECH	1,620.00
4500022468	7/3/2024	102872 TECHNOLOGIES LANKA INC	TRAN CAR EQUIP-MECH	1,620.00
4500022468	7/3/2024	102872 TECHNOLOGIES LANKA INC	TRAN CAR EQUIP-MECH	1,620.00
4500022468	7/3/2024	102872 TECHNOLOGIES LANKA INC	TRAN CAR EQUIP-MECH	1,620.00
4500022468	7/3/2024	102872 TECHNOLOGIES LANKA INC	TRAN CAR EQUIP-MECH	1,620.00
4500022468	7/3/2024	102872 TECHNOLOGIES LANKA INC	TRAN CAR EQUIP-MECH	1,620.00
4500022468	7/3/2024	102872 TECHNOLOGIES LANKA INC	TRAN CAR EQUIP-MECH	1,620.00
4500022471				2,815.00
4500022471	7/8/2024	101067 TINA A. LISTON-HORNER	FARE COLLECTION EQP	715.00
4500022471	7/8/2024	101067 TINA A. LISTON-HORNER	COMP ACCESS./SUPP.	2,100.00
4500022472				123.03
4500022472	7/8/2024	101615 MCMaster-CARR SUPPLY COMPANY	PLUMBING EQP & SUPP	123.03
4500022473				81.48
4500022473	7/8/2024	100646 W.W. GRAINGER INC.	HAND TOOLS	81.48
4500022474				4,205.00
4500022474	7/8/2024	102872 TECHNOLOGIES LANKA INC	TRANS CAR EQUIP-ELEC	330.00
4500022474	7/8/2024	102872 TECHNOLOGIES LANKA INC	TRANS CAR EQUIP-ELEC	2,025.00
4500022474	7/8/2024	102872 TECHNOLOGIES LANKA INC	TRANS CAR EQUIP-ELEC	330.00

PATCO Monthly List of Previously Approved Purchase Order Contracts - July 2024

4500022474	7/8/2024	102872	TECHNOLOGIES LANKA INC	TRANS CAR EQUIP-ELEC	310.00
4500022474	7/8/2024	102872	TECHNOLOGIES LANKA INC	TRANS CAR EQUIP-ELEC	310.00
4500022474	7/8/2024	102872	TECHNOLOGIES LANKA INC	TRANS CAR EQUIP-ELEC	280.00
4500022474	7/8/2024	102872	TECHNOLOGIES LANKA INC	TRANS CAR EQUIP-ELEC	310.00
4500022474	7/8/2024	102872	TECHNOLOGIES LANKA INC	TRANS CAR EQUIP-ELEC	310.00
4500022475					1,238.40
4500022475	7/8/2024	103497	COLLINGS CONTRACTING TECHNOLOGIES,	TRANS CAR EQUIP-ELEC	1,238.40
4500022476					4,867.00
4500022476	7/8/2024	102872	TECHNOLOGIES LANKA INC	TRAN CAR EQUIP-MECH	1,650.00
4500022476	7/8/2024	102872	TECHNOLOGIES LANKA INC	TRANS CAR EQUIP-ELEC	250.00
4500022476	7/8/2024	102872	TECHNOLOGIES LANKA INC	TRANS CAR EQUIP-ELEC	250.00
4500022476	7/8/2024	102872	TECHNOLOGIES LANKA INC	TRANS CAR EQUIP-ELEC	310.00
4500022476	7/8/2024	102872	TECHNOLOGIES LANKA INC	TRAN CAR EQUIP-MECH	1,650.00
4500022476	7/8/2024	102872	TECHNOLOGIES LANKA INC	TRANS CAR EQUIP-ELEC	757.00
4500022478					3,858.00
4500022478	7/9/2024	102327	S&C DISTRIBUTION COMPANY	ELEC&SIG PARTS/MAINT	3,858.00
4500022483					547.25
4500022483	7/9/2024	101852	EMERALD BUSINESS SUPPLY INC.	PAPER OFFCE/PRT SHO	547.25
4500022484					1,310.00
4500022484	7/9/2024	101973	SUPREME SAFETY, INC	CLEANING MATERIALS	662.50
4500022484	7/9/2024	101973	SUPREME SAFETY, INC	1ST AID & SAFETY EQP	647.50
4500022485					497.90
4500022485	7/9/2024	102092	MARTEK INDUSTRIES, INC.	TRANS CAR EQUIP-ELEC	497.90
4500022486					1,166.76
4500022486	7/9/2024	100667	SNAP-ON INCORPORATED	HAND TOOLS	143.64
4500022486	7/9/2024	100667	SNAP-ON INCORPORATED	HAND TOOLS	62.16
4500022486	7/9/2024	100667	SNAP-ON INCORPORATED	HAND TOOLS	960.96
4500022487					1,566.00
4500022487	7/9/2024	102073	BISCO INDUSTRIES	ELECTRON COMPON/PR	1,566.00
4500022488					4,639.52
4500022488	7/9/2024	102369	FAIRMOUNT FOUNDRY INC	TRAN CAR EQUIP-MECH	4,639.52
4500022489					948.45
4500022489	7/10/2024	101191	TRISTATE INDUSTRIAL DISTRIBUTORS OF	HAND TOOLS	418.50
4500022489	7/10/2024	101191	TRISTATE INDUSTRIAL DISTRIBUTORS OF	BAGS/EROSION EQUIP	470.00
4500022489	7/10/2024	101191	TRISTATE INDUSTRIAL DISTRIBUTORS OF	JANITORIAL SUPPLIES	59.95
4500022492					503.16
4500022492	7/10/2024	103597	BLUE MOUNTAIN DISTRIBUTORS	COOLERS/BTL WATER	503.16
4500022493					1,900.00
4500022493	7/10/2024	102872	TECHNOLOGIES LANKA INC	TRAN CAR EQUIP-MECH	1,650.00
4500022493	7/10/2024	102872	TECHNOLOGIES LANKA INC	TRAN CAR EQUIP-MECH	250.00
4500022494					11,833.20
4500022494	7/10/2024	100448	TACTICAL PUBLIC SAFETY LLC	RADIO COMMUN./TELE	11,833.20
4500022495					513.00
4500022495	7/10/2024	100448	TACTICAL PUBLIC SAFETY LLC	ELEC&SIG PARTS/MAINT	513.00
4500022496					7,374.00
4500022496	7/10/2024	103117	AED BRANDS, LLC	POLICE EQP AND SUPP	6,345.00
4500022496	7/10/2024	103117	AED BRANDS, LLC	POLICE EQP AND SUPP	1,029.00
4500022497					446.40
4500022497	7/10/2024	100963	KSL SUPPLIES INC.	ELEC&SIG PARTS/MAINT	446.40
4500022498					1,200.00
4500022498	7/10/2024	100492	UNIVERSITY OF PENNSYLVANIA	POLICE EQP AND SUPP	1,200.00
4500022499					205.60
4500022499	7/11/2024	101233	WESTINGHOUSE AIR BRAKE TECHNOLOGIES	TRAN CAR EQUIP-MECH	205.60
4500022503					1,024.53
4500022503	7/11/2024	101233	WESTINGHOUSE AIR BRAKE TECHNOLOGIES	TRAN CAR EQUIP-MECH	94.72
4500022503	7/11/2024	101233	WESTINGHOUSE AIR BRAKE TECHNOLOGIES	TRAN CAR EQUIP-MECH	929.81
4500022504					1,045.50
4500022504	7/12/2024	100963	KSL SUPPLIES INC.	FARE COLLECTION EQP	1,045.50
4500022505					804.20
4500022505	7/12/2024	101191	TRISTATE INDUSTRIAL DISTRIBUTORS OF	FUEL/OIL/GREASE	449.40
4500022505	7/12/2024	101191	TRISTATE INDUSTRIAL DISTRIBUTORS OF	JANITORIAL SUPPLIES	111.20
4500022505	7/12/2024	101191	TRISTATE INDUSTRIAL DISTRIBUTORS OF	JANITORIAL SUPPLIES	243.60
4500022506					138.56
4500022506	7/12/2024	100646	W.W. GRAINGER INC.	FUEL/OIL/GREASE	138.56
4500022507					97.30
4500022507	7/12/2024	101615	MCMaster-CARR SUPPLY COMPANY	FASTENERS	97.30

PATCO Monthly List of Previously Approved Purchase Order Contracts - July 2024

4500022508						255.60
4500022508	7/12/2024	100231	INDCO INC		TRAN CAR EQUIP-MECH	255.60
4500022509						11,485.00
4500022509	7/12/2024	102872	TECHNOLOGIES LANKA INC		TRAN CAR EQUIP-MECH	280.00
4500022509	7/12/2024	102872	TECHNOLOGIES LANKA INC		TRAN CAR EQUIP-MECH	1,620.00
4500022509	7/12/2024	102872	TECHNOLOGIES LANKA INC		TRAN CAR EQUIP-MECH	1,620.00
4500022509	7/12/2024	102872	TECHNOLOGIES LANKA INC		TRAN CAR EQUIP-MECH	1,620.00
4500022509	7/12/2024	102872	TECHNOLOGIES LANKA INC		TRAN CAR EQUIP-MECH	1,620.00
4500022509	7/12/2024	102872	TECHNOLOGIES LANKA INC		TRAN CAR EQUIP-MECH	1,620.00
4500022509	7/12/2024	102872	TECHNOLOGIES LANKA INC		TRAN CAR EQUIP-MECH	1,205.00
4500022509	7/12/2024	102872	TECHNOLOGIES LANKA INC		TRAN CAR EQUIP-MECH	280.00
4500022509	7/12/2024	102872	TECHNOLOGIES LANKA INC		TRAN CAR EQUIP-MECH	1,620.00
4500022510						338.00
4500022510	7/15/2024	100191	GKY INDUSTRIES		FASTENERS	30.00
4500022510	7/15/2024	100191	GKY INDUSTRIES		FASTENERS	14.00
4500022510	7/15/2024	100191	GKY INDUSTRIES		FASTENERS	7.00
4500022510	7/15/2024	100191	GKY INDUSTRIES		FASTENERS	136.00
4500022510	7/15/2024	100191	GKY INDUSTRIES		FASTENERS	136.00
4500022510	7/15/2024	100191	GKY INDUSTRIES		FASTENERS	15.00
4500022511						310.57
4500022511	7/15/2024	101037	NEWARK CORPORATION		FARE COLLECTION EQP	310.57
4500022513						2,569.60
4500022513	7/16/2024	101973	SUPREME SAFETY, INC		1ST AID & SAFETY EQP	490.00
4500022513	7/16/2024	101973	SUPREME SAFETY, INC		1ST AID & SAFETY EQP	319.20
4500022513	7/16/2024	101973	SUPREME SAFETY, INC		POISONS	396.00
4500022513	7/16/2024	101973	SUPREME SAFETY, INC		1ST AID & SAFETY EQP	444.60
4500022513	7/16/2024	101973	SUPREME SAFETY, INC		1ST AID & SAFETY EQP	919.80
4500022518						394.20
4500022518	7/17/2024	100525	Y-PERS, INC.		ELEC EQP/SUPP-NO CBL	394.20
4500022519						164.18
4500022519	7/17/2024	100915	HILTI INC		HAND TOOLS	164.18
4500022523						835.75
4500022523	7/17/2024	103275	HIBISCUS ROAD CAPITAL LLC		FARE COLLECTION EQP	835.75
4500022526						308.04
4500022526	7/18/2024	103497	COLLINGS CONTRACTING TECHNOLOGIES,		ELEC&SIG PARTS/MAINT	71.04
4500022526	7/18/2024	103497	COLLINGS CONTRACTING TECHNOLOGIES,		ELECTRON COMPON/PR	45.00
4500022526	7/18/2024	103497	COLLINGS CONTRACTING TECHNOLOGIES,		ELEC EQP/SUPP-NO CBL	192.00
4500022528						257.04
4500022528	7/18/2024	100646	W.W. GRAINGER INC.		ELECTRON COMPON/PR	257.04
4500022530						762.75
4500022530	7/18/2024	100393	REFLECTIVE APPAREL FACTORY, INC		CLOTHING UNIFORM	139.50
4500022530	7/18/2024	100393	REFLECTIVE APPAREL FACTORY, INC		CLOTHING UNIFORM	160.50
4500022530	7/18/2024	100393	REFLECTIVE APPAREL FACTORY, INC		CLOTHING UNIFORM	308.50
4500022530	7/18/2024	100393	REFLECTIVE APPAREL FACTORY, INC		CLOTHING UNIFORM	154.25
4500022531						2,440.06
4500022531	7/18/2024	100285	MAC PRODUCTS, INC		TRANS CAR EQUIP-ELEC	2,440.06
4500022532						11,598.00
4500022532	7/18/2024	101233	WESTINGHOUSE AIR BRAKE TECHNOLOGIES		TRAN CAR EQUIP-MECH	11,598.00
4500022535						6,900.00
4500022535	7/18/2024	101233	WESTINGHOUSE AIR BRAKE TECHNOLOGIES		TRAN CAR EQUIP-MECH	6,900.00
4500022536						162.00
4500022536	7/18/2024	100883	FOTRONIC CORPORATION		ELECTRON COMPON/PR	162.00
4500022537						15,900.00
4500022537	7/18/2024	103688	ABILITY REFRIGERANTS		ELEC&SIG PARTS/MAINT	15,900.00
4500022538						12,504.00
4500022538	7/19/2024	100836	DAVID WEBER OIL CO.		FUEL/OIL/GREASE	4,176.00
4500022538	7/19/2024	100836	DAVID WEBER OIL CO.		FUEL/OIL/GREASE	2,682.00
4500022538	7/19/2024	100836	DAVID WEBER OIL CO.		FUEL/OIL/GREASE	2,682.00
4500022538	7/19/2024	100836	DAVID WEBER OIL CO.		FUEL/OIL/GREASE	2,964.00
4500022539						498.00
4500022539	7/19/2024	100191	GKY INDUSTRIES		FASTENERS	196.00
4500022539	7/19/2024	100191	GKY INDUSTRIES		FASTENERS	175.00
4500022539	7/19/2024	100191	GKY INDUSTRIES		FASTENERS	120.00
4500022539	7/19/2024	100191	GKY INDUSTRIES		FASTENERS	7.00
4500022540						1,511.44
4500022540	7/19/2024	103497	COLLINGS CONTRACTING TECHNOLOGIES,		ELEC EQP/SUPP-NO CBL	151.44
4500022540	7/19/2024	103497	COLLINGS CONTRACTING TECHNOLOGIES,		ELEC&SIG PARTS/MAINT	1,360.00
4500022541						3,028.47

PATCO Monthly List of Previously Approved Purchase Order Contracts - July 2024

4500022541	7/19/2024	100828	CUBIC TRANSPORTATION SYSTEMS INC	FARE COLLECTION EQP	2,055.30
4500022541	7/19/2024	100828	CUBIC TRANSPORTATION SYSTEMS INC	FARE COLLECTION EQP	973.17
4500022543					3,816.00
4500022543	7/19/2024	101472	CENTRAL POLY-BAG CORP.	JANITORIAL SUPPLIES	3,816.00
4500022544					425.40
4500022544	7/19/2024	101569	GENUINE PART COMPANY	AUTO BODY/ACS PRTS	425.40
4500022545					13,503.92
4500022545	7/19/2024	100828	CUBIC TRANSPORTATION SYSTEMS INC	FARE COLLECTION EQP	12,328.16
4500022545	7/19/2024	100828	CUBIC TRANSPORTATION SYSTEMS INC	FARE COLLECTION EQP	1,175.76
4500022546					874.75
4500022546	7/19/2024	100684	SOSMETAL PRODUCTS INC	OFFICE SUPPLIES	558.25
4500022546	7/19/2024	100684	SOSMETAL PRODUCTS INC	HAND TOOLS	175.20
4500022546	7/19/2024	100684	SOSMETAL PRODUCTS INC	HAND TOOLS	141.30
4500022547					831.99
4500022547	7/19/2024	100667	SNAP-ON INCORPORATED	HAND TOOLS	121.02
4500022547	7/19/2024	100667	SNAP-ON INCORPORATED	HAND TOOLS	76.60
4500022547	7/19/2024	100667	SNAP-ON INCORPORATED	HAND TOOLS	137.15
4500022547	7/19/2024	100667	SNAP-ON INCORPORATED	HAND TOOLS	273.30
4500022547	7/19/2024	100667	SNAP-ON INCORPORATED	HAND TOOLS	223.92
4500022548					423.37
4500022548	7/19/2024	101067	TINA A. LISTON-HORNER	HAND TOOLS	293.37
4500022548	7/19/2024	101067	TINA A. LISTON-HORNER	ELEC EQP/SUPP-NO CBI	130.00
4500022550					917.25
4500022550	7/19/2024	100818	COOPER ELECTRIC SUPPLY CO.	TRAN CAR EQUIP-MECH	846.00
4500022550	7/19/2024	100818	COOPER ELECTRIC SUPPLY CO.	ELEC EQP/SUPP-NO CBI	71.25
4500022553					1,722.00
4500022553	7/22/2024	100231	INDCO INC	JANITORIAL SUPPLIES	702.00
4500022553	7/22/2024	100231	INDCO INC	JANITORIAL SUPPLIES	1,020.00
4500022560					218.08
4500022560	7/23/2024	102203	WINZER CORPORATION	HAND TOOLS	218.08
4500022561					16,164.00
4500022561	7/23/2024	103261	W BAKER MANAGEMENT INC	TRAN CAR EQUIP-MECH	16,164.00
4500022562					764.04
4500022562	7/23/2024	100667	SNAP-ON INCORPORATED	HAND TOOLS	242.85
4500022562	7/23/2024	100667	SNAP-ON INCORPORATED	HAND TOOLS	38.55
4500022562	7/23/2024	100667	SNAP-ON INCORPORATED	HAND TOOLS	229.10
4500022562	7/23/2024	100667	SNAP-ON INCORPORATED	HAND TOOLS	253.54
4500022563					3,995.00
4500022563	7/23/2024	103275	HIBISCUS ROAD CAPITAL LLC	FARE COLLECTION EQP	3,995.00
4500022564					186.72
4500022564	7/23/2024	100735	ARBILL INDUSTRIES INC	1ST AID & SAFETY EQP	186.72
4500022566					3,406.86
4500022566	7/23/2024	103698	AA PORTABLE POWER CORP	TRANS CAR EQUIP-ELEC	3,406.86
4500022567					1,538.40
4500022567	7/23/2024	101233	WESTINGHOUSE AIR BRAKE TECHNOLOGIES	TRAN CAR EQUIP-MECH	1,538.40
4500022568					179.81
4500022568	7/23/2024	101353	UNITED REFRIGERATION, INC.	WELDING EQP & SUPP	179.81
4500022569					1,240.00
4500022569	7/24/2024	103791	REM INDUSTRIES LLC	AD/PROMO ITEMS	1,240.00
4500022570					4,620.00
4500022570	7/24/2024	103801	CODE RED CONSULTING	POLICE EQP AND SUPP	4,500.00
4500022570	7/24/2024	103801	CODE RED CONSULTING	POLICE EQP AND SUPP	120.00
4500022571					839.70
4500022571	7/24/2024	101191	TRISTATE INDUSTRIAL DISTRIBUTORS OF	PAINT-COATINGS, ETC	105.60
4500022571	7/24/2024	101191	TRISTATE INDUSTRIAL DISTRIBUTORS OF	HAND TOOLS	276.00
4500022571	7/24/2024	101191	TRISTATE INDUSTRIAL DISTRIBUTORS OF	FUEL/OIL/GREASE	273.60
4500022571	7/24/2024	101191	TRISTATE INDUSTRIAL DISTRIBUTORS OF	CLEANING MATERIALS	184.50
4500022573					378.00
4500022573	7/24/2024	100445	T. FRANK MCCALL'S, INC.	1ST AID & SAFETY EQP	378.00
4500022574					711.86
4500022574	7/24/2024	100302	FELTON L. WALKER	FASTENERS	72.00
4500022574	7/24/2024	100302	FELTON L. WALKER	TRAN CAR EQUIP-MECH	115.86
4500022574	7/24/2024	100302	FELTON L. WALKER	ELEC&SIG PARTS/MAINT	460.00
4500022574	7/24/2024	100302	FELTON L. WALKER	FASTENERS	64.00
4500022576					190.00
4500022576	7/24/2024	100231	INDCO INC	JANITORIAL SUPPLIES	59.50
4500022576	7/24/2024	100231	INDCO INC	JANITORIAL SUPPLIES	130.50

PATCO Monthly List of Previously Approved Purchase Order Contracts - July 2024

4500022578						57.50
4500022578	7/24/2024	101067	TINA A. LISTON-HORNER	ELECTRON COMPON/PR		57.50
4500022579						14,535.00
4500022579	7/24/2024	103364	ALL SUPPLIES AND PARTS INC	TRANS CAR EQUIP-ELEC		2,457.00
4500022579	7/24/2024	103364	ALL SUPPLIES AND PARTS INC	TRANS CAR EQUIP-ELEC		2,794.50
4500022579	7/24/2024	103364	ALL SUPPLIES AND PARTS INC	TRANS CAR EQUIP-ELEC		3,094.50
4500022579	7/24/2024	103364	ALL SUPPLIES AND PARTS INC	TRANS CAR EQUIP-ELEC		3,094.50
4500022579	7/24/2024	103364	ALL SUPPLIES AND PARTS INC	TRANS CAR EQUIP-ELEC		3,094.50
4500022580						616.35
4500022580	7/25/2024	100318	NEW PIG CORPORATION	1ST AID & SAFETY EQP		616.35
4500022581						2,100.00
4500022581	7/25/2024	100919	HOMELAND INDUSTRIAL SUPPLY INC	BLDGS/GRNDS- MAINT.		2,100.00
4500022585						366.00
4500022585	7/26/2024	101191	TRISTATE INDUSTRIAL DISTRIBUTORS OF	CHEM/SOLV-COMMERC		366.00
4500022586						139.50
4500022586	7/26/2024	102672	US ELECTRICAL SERVICES, INC.	ELECTRON COMPON/PR		139.50
4500022587						640.00
4500022587	7/26/2024	102708	CARR'S HARDWARE	JANITORIAL SUPPLIES		640.00
4500022588						537.12
4500022588	7/26/2024	102031	VENUS SUPPLIES AND SERVICES	TRAN CAR EQUIP-MECH		537.12
4500022589						4,031.95
4500022589	7/26/2024	100231	INDCO INC	HARDWARE & RELATED		173.25
4500022589	7/26/2024	100231	INDCO INC	RAGS, SHOP TOWELS		3,074.00
4500022589	7/26/2024	100231	INDCO INC	JANITORIAL SUPPLIES		784.70
4500022590						70.68
4500022590	7/26/2024	103552	TS AIR SCIENCES LLC	ELEC&SIG PARTS/MAINT		70.68
4500022591						721.38
4500022591	7/26/2024	100650	FRANKLIN FIBRE-LAMITEX CORP.	TRAN CAR EQUIP-MECH		721.38
4500022592						472.00
4500022592	7/26/2024	100386	RAILROAD TOOLS AND SOLUTIONS LLC	BUILDER'S SUPPLIES		472.00
4500022593						1,596.40
4500022593	7/29/2024	100386	RAILROAD TOOLS AND SOLUTIONS LLC	BLDGS/GRNDS- MAINT.		1,596.40
4500022594						68.88
4500022594	7/29/2024	101615	MCMaster-CARR SUPPLY COMPANY	MAINT/REPAIR-VEHICLE		68.88
4500022595						105.78
4500022595	7/29/2024	102512	VAL-U AUTO PARTS LLC	FUEL/OIL/GREASE		105.78
4500022598						2,495.00
4500022598	7/29/2024	101178	TRANE U.S. INC.	ELEC EQP/SUPP-NO CBL		2,495.00
4500022599						139.20
4500022599	7/29/2024	101353	UNITED REFRIGERATION, INC.	FUEL/OIL/GREASE		139.20
4500022601						126.00
4500022601	7/29/2024	100231	INDCO INC	JANITORIAL SUPPLIES		126.00
4500022604						21,554.45
4500022604	7/30/2024	100371	PROGRESS RAIL SERVICES CORPORATION	TRK&RHT OF WAY MAIN		12,505.45
4500022604	7/30/2024	100371	PROGRESS RAIL SERVICES CORPORATION	TRK&RHT OF WAY MAIN		9,049.00
4500022605						280.00
4500022605	7/30/2024	100060	ATLANTIC TRACK & TURNOUT INC	BLDGS/GRNDS- MAINT.		280.00
4500022606						12,772.00
4500022606	7/30/2024	100371	PROGRESS RAIL SERVICES CORPORATION	TRK&RHT OF WAY MAIN		12,772.00
4500022607						12,198.80
4500022607	7/30/2024	100371	PROGRESS RAIL SERVICES CORPORATION	TRK&RHT OF WAY MAIN		1,198.80
4500022607	7/30/2024	100371	PROGRESS RAIL SERVICES CORPORATION	TRK&RHT OF WAY MAIN		11,000.00
4500022608						5,100.00
4500022608	7/30/2024	100686	TERMINIX INTERNATIONAL COMPANY	BLDGS/GRNDS- MAINT.		5,100.00
4500022610						1,728.85
4500022610	7/30/2024	100667	SNAP-ON INCORPORATED	HAND TOOLS		121.82
4500022610	7/30/2024	100667	SNAP-ON INCORPORATED	HAND TOOLS		89.18
4500022610	7/30/2024	100667	SNAP-ON INCORPORATED	HAND TOOLS		678.18
4500022610	7/30/2024	100667	SNAP-ON INCORPORATED	HAND TOOLS		839.67
4500022615						10,802.00
4500022615	7/30/2024	103261	W BAKER MANAGEMENT INC	TRAN CAR EQUIP-MECH		10,802.00
4500022619						32.50
4500022619	7/31/2024	101191	TRISTATE INDUSTRIAL DISTRIBUTORS OF	HAND TOOLS		32.50
4500022620						19.02
4500022620	7/31/2024	101615	MCMaster-CARR SUPPLY COMPANY	TRAN CAR EQUIP-MECH		19.02
4500022621						7,368.20
4500022621	7/31/2024	102624	TESCO- THE EASTERN SPECIALTY CO	ELEC EQP/SUPP-NO CBL		7,368.20
4500022622						9,250.20

PATCO Monthly List of Previously Approved Purchase Order Contracts - July 2024

4500022622	7/31/2024	101002	MID COAST INDUSTRIES	TRAN CAR EQUIP-MECH	9,250.20
4500022623					7,615.96
4500022623	7/31/2024	101233	WESTINGHOUSE AIR BRAKE TECHNOLOGIES	TRAN CAR EQUIP-MECH	1,681.50
4500022623	7/31/2024	101233	WESTINGHOUSE AIR BRAKE TECHNOLOGIES	TRAN CAR EQUIP-MECH	4,931.25
4500022623	7/31/2024	101233	WESTINGHOUSE AIR BRAKE TECHNOLOGIES	TRAN CAR EQUIP-MECH	1,003.21
4500022624					1,509.48
4500022624	7/31/2024	103597	BLUE MOUNTAIN DISTRIBUTORS	COOLERS/BTL WATER	1,509.48
4500022625					113.52
4500022625	7/31/2024	102031	VENUS SUPPLIES AND SERVICES	HVAC	113.52
4500022626					192.50
4500022626	7/31/2024	100379	QUIK STITCH EMBROIDERY	CLOTHING UNIFORM	87.50
4500022626	7/31/2024	100379	QUIK STITCH EMBROIDERY	CLOTHING UNIFORM	105.00
4500022627					696.00
4500022627	7/31/2024	100963	KSL SUPPLIES INC.	BLDGS/GRNDS- MAINT.	100.00
4500022627	7/31/2024	100963	KSL SUPPLIES INC.	BAGS/EROSION EQUIP	596.00
4500022628					324.00
4500022628	7/31/2024	100731	APPLIED INDUSTRIAL TECHNOLOGIES	TRAN CAR EQUIP-MECH	324.00

BALANCE SHEET

PORT AUTHORITY TRANSIT CORPORATION

BALANCE SHEET

May 31, 2024

PRELIMINARY / UNAUDITED

ASSETS

	<u>December 31, 2023</u>	<u>May 31, 2024</u>
Cash (Includes \$119,255 in Station Escrow Funds)	2,074,300	1,579,001
Investments (Note 1)	2,989,635	3,055,105
Accounts Receivable	4,438,589	1,879,400
Inventory at lower of cost (first-in, first-out) or market	7,628,268	8,121,482
Prepaid Expenses	1,812,083	1,251,095
Subscription Assets	1,545,218	1,545,218
	<u>20,488,093</u>	<u>17,431,302</u>

LIABILITIES AND EQUITY

Liabilities:

Accounts Payable:		
Trade	4,948,204	2,633,405
Delaware River Port Authority (Note 2)	305,950,000	308,500,835
Accrued Liabilities:		
Reserve for Other Post Employment Benefits (Note 4)	11,201,864	11,201,864
Deferred Revenue (Note 5)	7,188,811	7,213,513
Long Term Liability - Subscription	1,353,290	1,353,290
Wages	611,925	494,352
Pension and Other	59,450	192,393
Sick Leave Benefits	186,890	180,072
Reserve for Unused Vacation	757,959	757,959
Reserve for contingent liabilities (Note 3)	6,268,974	5,706,651
	<u>338,527,366</u>	<u>338,234,335</u>

Equity:

Advances from Delaware River Port Authority	692,393,698	710,495,516
Deficit	<u>(1,010,432,972)</u>	<u>(1,031,298,549)</u>
	<u>20,488,093</u>	<u>17,431,302</u>

PORT AUTHORITY TRANSIT CORPORATION
(A Wholly Owned Subsidiary Of Delaware River Port Authority)
STATEMENT OF REVENUES AND EXPENSES AND DEFICIT
FOR THE PERIOD INDICATED
PRELIMINARY / UNAUDITED

	Year to date ended	Month ended
	May 31, 2024	May 31, 2024
Revenues:		
Passenger fares	5,438,678	1,137,856
Passenger parking	158,623	32,736
Passenger - other	32,098	7,673
Advertising	357,296	61,174
Telecommunications Rental Income	119,146	11,717
Miscellaneous	9,917	2,747
Interest Income	65,533	13,442
	\$6,181,291	\$1,267,346
Operating Expenses:		
Maintenance of Way and Power	5,902,394	931,643
Maintenance of Equipment	3,586,782	777,750
Purchased Power	1,792,961	315,943
Transportation	8,243,768	1,632,313
General Insurance	903,444	152,888
Superintendence and General Office	4,066,684	1,102,822
	24,496,033	4,913,359
Rent of Rapid Transit System Facilities (Note 2)	2,550,835	510,167
Other Post Employment Benefits Accrual (Note 4)	-	-
Net Income (loss)	(\$20,865,577)	(\$4,156,180)
Deficit, December 31, 2023:	(\$1,010,432,972)	
Deficit, May 31, 2024:	(\$1,031,298,549)	

See Notes To Financial Statements

PORT AUTHORITY TRANSIT CORPORATION
(A Wholly Owned Subsidiary of the Delaware River Port Authority)
May 31, 2024

NOTES TO FINANCIAL STATEMENTS

1. Investments:

The Corporation has set aside \$3,068,179 to partially fund its liability for self-insurance with the following limits:

- (a) Totally self-insured for Voluntary Workers Compensation.
- (b) Comprehensive General Liability from the first dollar to \$5,000,000 per occurrence.

2. Rent of transit system facilities:

All rapid transit system facilities used by the Corporation are leased from the Delaware River Port Authority, under terms of an agreement dated April 18, 1969 and amended June 3, 1974. The lease requires the Corporation to operate and maintain the Locust-Lindenwold line.

The terms of the amended agreement, which was made retroactive to January 1, 1974, and which is to continue from year to year, provide that the Corporation pay a minimum annual rental of \$6,122,000, which approximates the sum of the annual interest expense to the Delaware River Port Authority for that portion of its indebtedness attributable to the construction and equipping of the leased facilities plus the provision for depreciation of the rapid transit facilities as recorded by the Authority. In addition, the lease requires the Corporation to pay to the Authority any net earnings from operations for the Locust-Lindenwold line less a reasonable amount to be retained for working capital and operating reserves.

The rent is payable semi-annually on June 30 and December 31. The Corporation is in default of this agreement as payments totaling \$308,500,835 from January 1, 1974 through May 31, 2024 have not been made to the Authority.

3. Reserves for Contingent Liabilities:

Pursuant to a policy of self-insurance, the Corporation has reserved \$ 2,014,040 for Comprehensive General Liability and \$3,692,611 for Workers' Compensation.

4. Other Post-Employment Benefits:

The Government Accounting Standards Board (GASB) has issued Statement No. 45, "Accounting and Financial Reporting by Employers for Post-Employment Benefits Other than Pensions (OPEB)," which addresses the accountability and disclosure of the costs and obligations, that are associated with post-employment health care and other non-pension benefits to current and future retirees, by governmental entities. Pursuant to this requirement, the Corporation adopted its reporting requirements during the 2007 fiscal year. The OPEB accrual, in recognition of the costs and obligations associated with post-employment health care, represents an actuarial determined amount upon an unfunded assumption under a 30-year amortization period at a discount rate of 5%.

5. Deferred Revenue:

Deferred revenue consists of the prepayment of fares related to the unearned values on passengers' smart cards for unused trips.

**OPERATIONS & MAINTENANCE
COMMITTEE**

**Refer to Operations and
Maintenance Minutes
in the DRPA Board Packet**

SUMMARY STATEMENT

ITEM NO. PATCO-24-016

SUBJECT: Online PATCO Contractor Safety Training

COMMITTEE: Operations & Maintenance

COMMITTEE MEETING DATE: August 6, 2024

BOARD ACTION DATE: August 21, 2024

PROPOSAL: That the Board authorizes staff to negotiate an agreement with RailPros, Inc. to provide online safety training for contractors and others working on and around PATCO's tracks and facilities.

Amount: \$0.00

Consultant: RailPros, Inc.

Other Consultants: High Street Consulting, LLC
Learn Tew, LLC
Campbell Training Solutions, LLC

PURPOSE: To ensure that contractors' employees and others with a need to work on or near PATCO's tracks and other rail facilities receive training in Right of Way protection and the hazards of electrified rail transit operations and how to avoid them.

BACKGROUND: In order that contractors and others requiring access to PATCO's tracks and facilities are able to work safely, PATCO requires them to attend safety training. Participants are informed about Right of Way protection and the hazards of working around electrified rail transit operations and how to avoid them. The training includes information about PATCO's electrical and on-track safety procedures. The training also includes information about DRPA policies on harassment and security. DRPA Safety staff currently conduct and administer the training sessions, develop the training materials, and maintain the training records. The training is offered weekly using Microsoft Teams. Safety staff train about 500 individuals every year. The training is provided for no fee.

This project will provide improved training while reducing the hours spent by in-house staff on instruction, administration, and

recordkeeping. The new online course will increase student engagement with interactive elements and written tests. The consultant will be responsible for administration and recordkeeping. Safety staff will collaborate with the consultant to verify that the training materials continue to be accurate and relevant while taking advantage of modern online training technology. Trainees will benefit by having engaging content that they can access 24 hours a day/7 days a week.

The Authority publicly advertised its intent to retain a consultant on March 18, 2024, and invited interested firms to submit proposals. Four (4) firms responded with proposals by the May 6, 2024, deadline. A review committee of three (3) PATCO staff members evaluated the Technical Proposals on the basis of technical merit.

RailPros was the highest technically ranked firm. RailPros' experience and capabilities closely match the requirements of the project. RailPros presented a team of experts that are qualified to successfully deliver the project. RailPros is the only firm with experience and current contracts providing online safety training for rail transit agencies.

RailPros will not be compensated directly by PATCO for developing, hosting, and administering the online safety training. RailPros will instead charge a fee of \$70.00 for each training registration. RailPros will have the exclusive right to offer the training for a period of three (3) years.

It is recommended that an agreement be negotiated with RailPros, Inc. to provide online safety training in accordance with the Request for Proposal.

SUMMARY:	Amount:	\$0.00
	Source of Funds:	N/A
	Capital Project #:	N/A
	Operating Budget:	N/A
	Master Plan Status:	N/A
	Other Fund Sources:	N/A
	Duration of Contract:	3 Years
	Other Parties Involved:	N/A

PATCO-24-016
Operations & Maintenance Committee: August 6, 2024
Board Date: August 24, 2024
Online PATCO Contractor
Safety Training

RESOLUTION

RESOLVED: That the Board of Commissioners of the PATCO accepts the Proposal of RailPros, Inc. to provide online safety training for contractors and others working on and around PATCO's tracks and facilities, as per the attached Summary Statement; and be it further

RESOLVED: That the Chair, Vice Chair and the President must approve and are hereby authorized to approve and execute all necessary agreements, contracts, or other documents on behalf of PATCO. If such agreements, contracts, or other documents have been approved by the Chair, Vice Chair and President and if thereafter either the Chair or Vice Chair is absent or unavailable, the remaining Officer may execute the said document(s) on behalf of PATCO along with the President. If both the Chair and Vice Chair are absent or unavailable, and if it is necessary to execute the said document(s) while they are absent or unavailable, then the President may execute such documents on behalf of PATCO.

SUMMARY:	Amount:	\$0.00
	Source of Funds:	N/A
	Capital Project #:	N/A
	Operating Budget:	N/A
	Master Plan Status:	N/A
	Other Fund Sources:	N/A
	Duration of Contract:	3 Years
	Other Parties Involved:	N/A

SUMMARY STATEMENT

ITEM NO.: PATCO-24-017

SUBJECT: Biannual Ultrasonic Testing and Analysis of Rails

COMMITTEE: Operations & Maintenance

COMMITTEE MEETING DATE: August 6, 2024

BOARD ACTION DATE: August 21, 2024

PROPOSAL: That the Board authorizes staff to negotiate a five (5) year contract with Smith-Emery Laboratories to perform biannual testing and analysis of PATCO's rail track.

Amount:	FY 2024	\$35,000.00
	FY 2025	\$35,000.00
	FY 2026	\$36,000.00
	FY 2027	\$36,000.00
	FY 2028	\$36,000.00
	Total 5 Year Contract:	\$178,000.00

Contractor: Smith-Emery Laboratories
Los Angeles, CA

Other Contractor: Pro-Traxx Inc.
Litchfield, IL

PURPOSE: To perform ultrasonic testing and analysis of PATCO's rails in track to detect, analyze and locate rail flaws and defects.

BACKGROUND: Over time, rails can develop discontinuities originating from either a manufacturing defect or from in-service use. Ultrasonic testing uses high frequency, directional sound waves to scan the rails for potential rail defects, fractures, engine burn fractures, horizontal and vertical splits in rail heads, rail joint defects, defective welds, split welds, and head and web separations and is used as a preventive measure against track failures and possible derailment. Ultrasonic testing of PATCO's approximate 29 miles of rail is to be completed biannually to ensure the rails' integrity and detect internal flaws before the rail fails.

On March 19, 2024, a Request for Proposal was publicly advertised on the DRPA website. Two proposals were received. A review team evaluated the proposals for completeness, qualifications of the firms,

understanding of scope and cost proposal. The review team found Smith-Emery Laboratories' proposal to be responsive, fair and reasonable.

Staff recommends that a five (5) year contract be negotiated with Smith-Emery Laboratories at a not-to-exceed cost of \$178,000.00

SUMMARY:	Amount:	Not to exceed \$178,000.00
	Source of Funding:	General Fund
	Operating Budget:	PATCO Track & Facilities Budget – Contractual Services – Commitment #710110
	Capital Project #:	N/A
	Master Plan Status:	N/A
	Other Fund Sources:	N/A
	Duration of Contract:	Five (5) years
	Other Parties Involved:	N/A

PATCO-24-017
Operations & Maintenance: August 6, 2024
Board Date: August 21, 2024
Biannual Ultrasonic Testing and
Analysis of Rails

RESOLUTION

RESOLVED: That the Board authorizes staff to negotiate a five (5) year contract with Smith-Emery Laboratories to provide biannual ultrasonic testing and analysis of rails in an amount not to exceed \$178,000.00; and be it further

RESOLVED: The Chair, Vice Chair and the President must approve and are hereby authorized to approve and execute all necessary agreements, contracts, or other documents on behalf of PATCO. If such agreements, contracts, or other documents have been approved by the Chair, Vice Chair and President and if thereafter either the Chair or Vice Chair is absent or unavailable, the remaining Officer may execute the said document(s) on behalf of PATCO along with the President. If both the Chair and Vice Chair are absent or unavailable, and if it is necessary to execute the said document(s) while they are absent or unavailable, then the President shall execute such documents on behalf of PATCO.

SUMMARY:	Amount:	Not to exceed \$178,000
	Source of Funding:	General Fund
	Operating Budget:	PATCO Track & Facilities Budget – Contractual Services – Commitment #710110
	Capital Project #:	N/A
	Master Plan Status:	N/A
	Other Fund Sources:	N/A
	Duration of Contract:	One (1) year
	Other Parties Involved:	N/A

NEW BUSINESS

SUMMARY STATEMENT

ITEM NO.	PATCO-24-018																
SUBJECT:	Consideration of Pending PATCO Contracts (Between \$25,000 and \$100,000)																
COMMITTEE:	New Business																
COMMITTEE MEETING DATE:	N/A																
BOARD ACTION DATE:	August 21, 2024																
PROPOSAL:	That the Board consider authorizing staff to enter into contracts as shown on the Attachment to this Resolution.																
PURPOSE:	To permit staff to continue and maintain PATCO operations in a safe and orderly manner.																
BACKGROUND:	At the Meeting held August 18, 2010 the PATCO Commission adopted Resolution 10-046 providing that all PATCO contracts must be adopted at an open meeting of the PATCO Board. The Board proposed modifications to that Resolution at its meeting of September 15, 2010; specifically that all contracts between \$25,000 and \$100,000 be brought to the Board for approval. The contracts are listed on the Attachment hereto with the understanding that the Board may be willing to consider all of these contracts at one time, but if any member of the Board wishes to remove any one or more items from the list for separate consideration, each member will have that privilege.																
SUMMARY:	<table border="0"> <tr> <td>Amount:</td> <td>N/A</td> </tr> <tr> <td>Source of Funds:</td> <td>See Attached List</td> </tr> <tr> <td>Capital Project #:</td> <td>N/A</td> </tr> <tr> <td>Operating Budget:</td> <td>N/A</td> </tr> <tr> <td>Master Plan Status:</td> <td>N/A</td> </tr> <tr> <td>Other Fund Sources:</td> <td>N/A</td> </tr> <tr> <td>Duration of Contract:</td> <td>N/A</td> </tr> <tr> <td>Other Parties Involved:</td> <td>N/A</td> </tr> </table>	Amount:	N/A	Source of Funds:	See Attached List	Capital Project #:	N/A	Operating Budget:	N/A	Master Plan Status:	N/A	Other Fund Sources:	N/A	Duration of Contract:	N/A	Other Parties Involved:	N/A
Amount:	N/A																
Source of Funds:	See Attached List																
Capital Project #:	N/A																
Operating Budget:	N/A																
Master Plan Status:	N/A																
Other Fund Sources:	N/A																
Duration of Contract:	N/A																
Other Parties Involved:	N/A																

PATCO-24-018
New Business: August 21, 2024
Board Date: August 21, 2024
Consideration of Pending PATCO Contracts
(Between \$25,000 and \$100,000)

RESOLUTION

RESOLVED: That the Board authorizes and directs that - subject to approval by the Chair, Vice Chair, General Counsel and President - staff proceed to negotiate and enter into the contracts listed on the Attachment hereto.

SUMMARY:

Amount:	N/A
Source of Funds:	See Attached List
Capital Project #:	N/A
Operating Budget:	N/A
Master Plan Status:	N/A
Other Fund Sources:	N/A
Duration of Contract:	N/A
Other Parties Involved:	N/A



CONSIDERATION OF PENDING PATCO CONTRACTS (VALUED BETWEEN \$25,000 - \$100,000) – Wednesday, August 21, 2024

Item #	Vendor/Contractor	Description	Amount	Procurement Method	Bids Received	Bid Amounts	Source of Funds
A	Paragon Magnadata, Inc. North Charleston, SC	Procurement and delivery of six hundred sixty (660) PATCO magnetic tickets	\$32,023.20	Sole Source Provider, see attached Sole Source Justification Memo marked as "Exhibit 1"	1. Paragon Magnadata, Inc. North Charleston, SC	1. \$32,023.20	General Funds

EXHIBIT 1

Memorandum: Purchases Greater Than \$25,000		<input type="button" value="View File(s)"/>
PATCO - Sole Source Purchase Order Request		<input type="button" value="Attach File(s)"/>
<p>TO: John Rink, GM-PATC ; Jerry S. Sahi, Chief Financial Officer John T. Hanson, CEO-DRPA / President-PATCO</p>		
FROM: NAME	<input style="width: 150px;" type="text" value="Kathleen Imperatore"/>	DEPARTMENT <input style="width: 150px;" type="text" value="Fare Collection"/>
	Division Director/ Project Manager	
<p>SUBJECT: Sole Source Approval COMPANY PROVIDING SERVICE / PRODUCT <input style="width: 200px;" type="text" value="Paragon Magnadata"/></p>		
PURCHASE REQUISITION NUMBER	<input style="width: 150px;" type="text" value="stock item/TBD"/>	DATE <input style="width: 150px;" type="text" value="07/30/2024"/>
<p>Background:</p> <div style="border: 1px solid black; padding: 5px; min-height: 40px;"> Magnetic tickets are a stock item sold by the Ticket Vending Machines and used at the fare gates for entry to PATCO. </div>		
<p>Justification for Proprietary/ Sole Source:</p> <div style="border: 1px solid black; padding: 5px; min-height: 100px;"> Paragon has bought out the two magnetic ticket providers certified for use in the Cubic fare collection environment. They are the only source of magnetic tickets. </div>		
<p>Cost:</p> <div style="border: 1px solid black; padding: 5px; min-height: 40px;"> \$48.52 per roll X 660 rolls= \$32,023.20 (freight included) </div>		
Division Director	<input style="width: 150px;" type="text" value="Kathleen Imperatore"/>	Digitally signed by Kathleen Imperatore Date: 2024.07.30 13:01:04 -04'00' Signature
John Rink, GM-PATCO	<input style="width: 150px;" type="text" value="Rohan K. Hepkins"/>	Digitally signed by Rohan K. Hepkins Date: 2024.07.30 13:44:36 -04'00' Signature
Jerry S. Sahi, CFO	<input style="width: 150px;" type="text" value="Jatinder Sahi"/>	Digitally signed by Jatinder Sahi Date: 2024.07.31 08:52:24 -04'00' Signature
John T. Hanson, CEO-DRPA/ President-PATCO	<input style="width: 150px;" type="text" value="Jalila D. Parker"/>	Digitally signed by Jalila D. Parker Date: 2024.07.31 14:16:26 -04'00' Signature
Jan, 25 2024		