

DELAWARE RIVER PORT AUTHORITY

BOARD MEETING



Wednesday, August 16, 2023
9:00 a.m.

One Port Center
11th Floor Board Room
Camden, NJ

John T. Hanson, Chief Executive Officer



STEWARDSHIP. SERVICE. COMMUNITY.

DRPA BOARD

**DELAWARE RIVER PORT AUTHORITY
BOARD MEETING**

**Wednesday, August 16, 2023 at 9:00 a.m.
One Port Center
2 Riverside Drive
Camden, New Jersey**

ORDER OF BUSINESS

1. Roll Call
2. Public Comment
3. Report of the CEO
4. Report of the CFO
5. Approval of July 19, 2023 DRPA Board Meeting Minutes
6. First Quarter 2023 Financial Statements and Footnotes
7. Monthly List of Previously Approved Payments – July 2023
8. Monthly List of Previously Approved Purchase Orders and Contracts – July 2023
9. Approval of Operations & Maintenance Committee Meeting Minutes – August 1, 2023
10. Adoption of Resolutions Approved by Operations & Maintenance Committee – August 1, 2023
 - DRPA-23-066 Lease Agreement Extension – Fiber Optic Cable – MCImetro Access Transmission Service Corp, d/b/a Verizon Access Transmission Services
 - DRPA-23-067 PATCO M & W Building Track Equipment Storage Cover
 - DRPA-23-068 Rail Mounted Crane
11. Approval of Labor Committee Meeting Minutes – August 1, 2023
12. Adoption of Resolutions Approved by Labor Committee – August 1, 2023
 - DRPA-23-069 2023 Outside Employment Request for Approval for Robert Finnegan, Chief Safety and Security Officer
13. Citizens Advisory Committee Report
14. Unfinished Business

15. New Business

DRPA-23-070

Consideration of Pending DRPA Contracts
(Between \$25,000 and \$100,000)

16. Adjournment

CEO REPORT



Report of the Chief Executive Officer

August 16, 2023

Board of Commissioners
Delaware River Port Authority of Pennsylvania and New Jersey
One Port Center
2 Riverside Drive
Camden, New Jersey 08101-1949

To the Commissioners:

The following is a summary of recent DRPA activities. The appropriate reports are attached.

Emergency Powers

Please be advised that I have approved under the By-Laws Article XII (c)(8) of my Emergency Powers the following:

1. In late July, I exercised my emergency powers to procure R22 refrigerant to maintain the HVAC systems of the PATCO train cars and facilities during the warm summer months, in accordance with DRPA By-Laws Article XII(C)(8). PATCO has low R22 inventory and vendors will not hold prices during a RFP process due to volatile gas pricing. Calculations were made to determine the annual quantity needed to be purchased, then quoted to three bidders to obtain the best current price. Ability Refrigerants was selected as the lowest responsive, responsible bidder. Emergency powers were then used to issue a purchase order in the amount not to exceed \$45,000.00 to allow for possible price fluctuations on the actual day the PO was issued.

AROUND THE AUTHORITY

Summer Intern Directory

DRPA Customer Service Coordinators Tammy L. Dunn & Samuel L. Williams have completed and distributed the 2023 Summer Intern Directory to all participating interns and their departments. The Print Shop team and the Mail Room provided indispensable assistance with publishing the directories and delivering them to each department, respectively.



STEWARDSHIP

Drone Technology Enhances Bridge Inspections

This month, DRPA added drone technology to the biannual bridge inspection currently underway at the Commodore Barry Bridge. DRPA is using specialized drones to access tight spaces on the cantilever bridge to provide engineers with a closer look at conditions of the nearly 50-year-old span. The drones' HD cameras are also capturing high-resolution photos for future reviewing and documentation purposes.

Using this technology will enable DRPA to proactively find and repair potential items earlier in order to leave the region's bridges to future generations in better condition than we found it.



COMMUNITY

Empowering & Inspiring Students to Excel as Lifelong Learners

DRPA's Youth Exploration Program (YEP) recently hosted 30 students from Rowan University's CREATES Program.

Students were welcomed by our Community Relations Manager, Darlene Callands, and received a historical bridge presentation about the construction of the Ben Franklin Bridge from our Principal Engineer, Mike Howard. Students left with the knowledge of when and how the Ben Franklin Bridge was constructed, the materials used, some of the internal and external complications, and how safety precautions changed over the years. The students also had an opportunity to tour the bridge architecture and see firsthand what makes it so fascinating.



The CREATES program is part of the National Summer Transportation Institute (NSTI), a program designed to increase awareness and engage high school students in a broad range of activities that provide insight into how engineers plan, design, and operate safe transportation systems.

Special thanks to Bridge Operations and Public Safety, who provided students with an escort during their tour.

Ben to The Shore Bike Tour

On Sunday, July 23, the Ben Franklin Bridge hosted over 2,200 cyclists participating in The 36th Annual Ben to The Shore Bike Tour. This year the event raised over \$1.2 million to benefit the Families Behind the Badge Children's Foundation. For more than 20 years, the Families Behind the Badge bike event crossed the Ben Franklin Bridge beginning in Philadelphia and ending in Atlantic City. Proceeds from the event support law enforcement charities and surviving families of police and firefighters throughout the region.



It takes a great deal of planning and collaboration for riders to safely and successfully cross the Bridge, a huge thank you of appreciation to our Bridge Operations, Public Safety, Corporate Communications, and Community Relations teams.

Special Ben Franklin Bridge Lightings

As part of our community stewardship with regional tri-state nonprofits (PA, NJ, & DE), we are pleased to provide special lighting on the Benjamin Franklin Bridge for the following occasions from August 1-31, 2023.

- Internal Lightings:
 - **August 31** – International Overdose Awareness (Purple)
- External Lightings:
 - **August 1** – Appendix Cancer Awareness Month on behalf of the Appendix Cancer Pseudomyxoma Peritonei Research Foundation (Orange & Yellow)
 - **August 22-24** – Philadelphia Eagles Light Up Green (Green)



For a list of Bridge and Finance actions, see Attachment 1
For a list of Personnel Actions, see Attachment 2
For a list of Contracts and Purchases, see Attachment 3
For the Affirmative Action Report, see Attachment 4
For a list of Legal Statistics, see Attachment 5

PATCO

**For PATCO Ridership and Financial Information,
See the General Manager's Report in the PATCO section
Attached are reports from the appropriate departments.**

Respectfully Submitted,



John T. Hanson
Chief Executive Officer

REPORT OF THE CHIEF EXECUTIVE OFFICER
ATTACHMENT 1
BRIDGE AND FINANCE



Activity for the Month of July 2023

Calls for Service: 5,113 Total Arrests: 107 Adults: 105 Juv.: 2 CDS Arrests: 5 DWI Arrests: 7

Arrests: CBB: 1 BFB: 9 PATCO: 85 BRB: 5 WWB:7 Arrests NJ: 102 Arrests PA: 5

Reportable Accidents: CBB: 0 BFB: 14 PATCO: 2 BRB: 3 WWB:18

Non Reportable Accidents: CBB: 4 BFB: 11 PATCO: 2 BRB: 1 WWB:15

Accident with Injuries: CBB: 0 BFB: 5 PATCO: 0 BRB: 1 WWB:5

Incident Type	BLANK = 0	CBB	BFB	PATCO	BRB	WWB	Total
26 Assist-Routine PD Backup		55	384	350	111	383	1,283
35X Motorist/Patron Aid		38	141	191	84	97	551
33 MV Stop		39	169	8	90	202	508
25 Escort		169	56	2	20	198	445
47 Disabled MV		55	76	2	49	160	342
86 Removal			68	240		6	314
96 Slow Traffic		48	56		61	45	210
46 Construction/Trades Backup		50	103		24	22	199
91 Ped Investigation/Stop				145			145
84 Check On Subject Well-being			16	110	1	5	132
90 Other PD Assist		7	21	52	5	19	104
79 Roadway Hazard/Station Hazard		22	21	10	12	25	90
25EZ Easy Pass Redirect		4	10			63	77
25x Insufficient Funds			5	7		46	58
78X Toll Evasion/TOS		7	8	28	3	8	54
90M OPDA Medical			1	47		2	50
33C CV Stop		1	12			23	36
91R Ped in Road/Tolls		2	17		4	12	35
17X Open/Secured Property			25	7	1	1	34
29 Alarm Activation		3	4	22	3	1	33
78 Toll Dispute		10	12		1	9	32
88X Parking Viol./Compl.				30			30
101 BOLO		3	14	6	1	4	28
71D Disturbance				22			22
341L Property Lost				22			22
341F Property Found			1	18		1	20
25R Revenue Escort			9		2	8	19
25T Fare Problem			2	15			17



Activity for the Month of July 2023

Calls for Service: 5,113 Total Arrests: 107 Adults: 105 Juv.: 2 CDS Arrests: 5 DWI Arrests: 7

Arrests: CBB: 1 BFB: 9 PATCO: 85 BRB: 5 WWB:7 Arrests NJ: 102 Arrests PA: 5

Reportable Accidents: CBB: 0 BFB: 14 PATCO: 2 BRB: 3 WWB:18

Non Reportable Accidents: CBB: 4 BFB: 11 PATCO: 2 BRB: 1 WWB:15

Accident with Injuries: CBB: 0 BFB: 5 PATCO: 0 BRB: 1 WWB:5

Incident Type	BLANK = 0	CBB	BFB	PATCO	BRB	WWB	Total
12 Suspicious Person/Activity/Event			3	11	1	2	17
56 Med Emerg/Injury Report			2	12		1	15
83 Counterfeit		2	8			4	14
8 911 Hang Up/Mis-Dial		1	2	10			13
38 Transport Courtesy			4	7		1	12
65 Vandalism/Criminal Mischief			1	10			11
52 Erratic Driver/Unfit Motorist		1	4		1	4	10
310 Bridge Damage/PATCO Damage			5	1	3	1	10
81 General Complaint			1	7		1	9
101S BOLO Suicidal		2	2	3		2	9
91T Ped in Tracks			1	7			8
79X Debris Strike		2	2		1	3	8
64 Larceny/Theft				8			8
87 Trespassing		1	2		2	1	6
67 EDP (Emotionally Disturbed Person)			1	5			6
11 Fire				4	2		6
69 Juvenile Complaint			1	4			5
53 Abandoned Vehicle			1		1	3	5
12U Unattended Package				5			5
98 Panhandling/Soliciting				4			4
56S Slip/Fall				4			4
20 Stolen/Recovered Vehicle				3	1		4
71X Harassment/Threats				3			3
14 Intoxicated Subject			1			2	3
97 Traffic Pattern Adjust			2				2
71R Road Rage						2	2
71 Fight				2			2
65X Lewdness				2			2



Activity for the Month of July 2023

Calls for Service: 5,113 Total Arrests: 107 Adults: 105 Juv.: 2 CDS Arrests: 5 DWI Arrests: 7

Arrests: CBB: 1 BFB: 9 PATCO: 85 BRB: 5 WWB:7 Arrests NJ: 102 Arrests PA: 5

Reportable Accidents: CBB: 0 BFB: 14 PATCO: 2 BRB: 3 WWB:18

Non Reportable Accidents: CBB: 4 BFB: 11 PATCO: 2 BRB: 1 WWB:15

Accident with Injuries: CBB: 0 BFB: 5 PATCO: 0 BRB: 1 WWB:5

Incident Type	BLANK = 0	CBB	BFB	PATCO	BRB	WWB	Total
65U Urinating/Defecating				2			2
56X Drug Overdose				2			2
49 Investigate Location Conditions				2			2
313 Complaint Against Police			1	1			2
85X Assault				1			1
77C Child Custody Exchange/Dispute				1			1
74 Suicide Attempt			1				1
70 Animal Complaint				1			1
48 Minor Incident				1			1
34 Suspicious Vehicle				1			1
32 Fugitive Apprehension/Plan				1			1
101L LOJACK Hit			1				1

FINANCE

REVENUE AUDIT

Reported traffic and revenue for all four DRPA bridges for the month of May 2023:

	<u>2022</u>	<u>2023</u>
Cash Revenue	\$6,133,401.37	\$5,984,330.54
ETC Revenue	\$20,731,412.87	\$21,746,390.16
Total Revenue	\$26,864,814.24	\$27,730,720.70
Non ETC Traffic	1,153,211	1,121,126
ETC Traffic	3,022,274	3,203,674
Total Traffic	4,175,485	4,324,800

**DELAWARE RIVER PORT AUTHORITY
TRAFFIC & BRIDGE TOLL FIGURES
FOR THE PERIODS INDICATED**

Attachment 1

	MONTH OF MAY				TRAFFIC		BRIDGE TOLLS	
	-----2023-----		-----2022-----		INC/(DEC)		INC/(DEC)	
	TRAFFIC	TOLLS	TRAFFIC	TOLLS	%	AMOUNT	%	AMOUNT
BEN FRANKLIN	1,567,974	\$9,124,008.58	1,570,418	\$9,195,675.13	-0.16	(2,444)	-0.78	(\$71,666.55)
WALT WHITMAN	1,724,366	10,874,371.55	1,701,440	10,832,801.55	1.35	22,926	0.38	41,570.00
COMMODORE BARRY	681,136	5,467,134.97	606,699	4,907,783.40	12.27	74,437	11.40	559,351.57
BETSY ROSS	351,324	2,265,207.60	296,928	1,928,606.16	18.32	54,396	17.45	336,601.44
	<u>4,324,800</u>	<u>\$27,730,722.70</u>	<u>4,175,485</u>	<u>\$26,864,866.24</u>	<u>3.58</u>	<u>149,315</u>	<u>3.22</u>	<u>\$865,856.46</u>
AVERAGE TOLL		\$6.41		\$6.43				

	YEAR TO DATE				TRAFFIC		BRIDGE TOLLS	
	1/1/23 TO 5/31/23		1/1/22 TO 5/31/22		INC/(DEC)		INC/(DEC)	
	TRAFFIC	TOLLS	TRAFFIC	TOLLS	%	AMOUNT	%	AMOUNT
BEN FRANKLIN	7,312,059	\$42,553,520.91	7,103,318	\$41,775,914.98	2.94	208,741	1.86	\$777,605.93
WALT WHITMAN	8,012,285	\$50,944,223.02	7,560,065	\$48,644,293.87	5.98	452,220	4.73	2,299,929.15
COMMODORE BARRY	2,920,284	\$24,076,807.06	2,699,464	\$22,454,272.83	8.18	220,820	7.23	1,622,534.23
BETSY ROSS	1,682,982	\$10,824,184.95	1,554,177	\$10,407,719.79	8.29	128,805	4.00	416,465.16
TOTALS	<u>19,927,610</u>	<u>\$128,398,735.94</u>	<u>18,917,024</u>	<u>\$123,282,201.47</u>	<u>5.34</u>	<u>1,010,586</u>	<u>4.15</u>	<u>\$5,116,534.47</u>
AVERAGE TOLL		\$6.44		\$6.52				

Note: New Toll Schedule Went Into Effect July 1st, 2011.

Distribution: John Hanson
Jim White

REPORT OF THE CHIEF EXECUTIVE OFFICER
ATTACHMENT 2
PERSONNEL ACTIONS

**DELAWARE RIVER PORT AUTHORITY
 ACTIONS OF THE CHIEF EXECUTIVE OFFICER
 COMMISSION MEETING AUGUST 16, 2023
 ARTICLE XII-A
 ATTACHMENT 2
 PERSONNEL**

TEMPORARY APPOINTMENTS – None

NEW HIRES (APPOINTMENTS)

Lamie K. Gaie <u>NJ</u>	Safety Specialist PATCO Safety Services	07/10/2023
John F. Walls, III. <u>NJ</u>	Police Officer Public Safety Division Public Safety Administration (BFB)	07/21/2023
Christopher DM Francois <u>PA</u>	Auto Technician Operations Division Fleet (WWB)	07/24/2023

TEMPORARY ASSIGNMENT TO HIGHER CLASSIFICATION

Carol A. Herbst <u>NJ</u>	From: Senior Accountant Finance Division Accounting	To: Acting Director, Finance Finance Division Finance – Director’s Office Eff: 06/22/2023 to 06/28/2023 (Retro)
Donald J. Zellner <u>NJ</u>	From: Construction & Maintenance Mechanic Operations Division Highway – CBB	To: Acting Highway Foreman Operations Division Highway – CBB Eff: 07/01/2023 to 07/07/2023
Kawanza N. Thurston <u>NJ</u>	From: Accounting Clerk Finance Division Accounting	To: Acting Administrative Coordinator (5) Finance Division Finance – Director’s Office Eff: 07/01/2023 to 09/29/2023
Nicole C. Smith <u>NJ</u>	From: Purchasing Clerk Executive Division Purchasing	To: Acting Purchasing Specialist Executive Division Purchasing Eff: 07/01/2023 to 09/29/2023
Jennifer A. DePoder <u>NJ</u>	From: Financial Analyst Finance Division Budget/Financial Analysis	To: Acting Manager, Budget/Financial Analysis Finance Division Budget/Financial Analysis Eff: 07/08/2023 to 07/14/2023
Tammy N. Veney <u>NJ</u>	From: Purchasing Specialist Executive Division Purchasing	To: Acting Purchasing Agent Executive Division Purchasing Eff: 07/15/2023 to 09/29/2023

TEMPORARY ASSIGNMENT TO HIGHER CLASSIFICATION - Continued

Stephen E. Tkach NJ	From: Auto Technician Operations Division Fleet – WWB	To: Acting Fleet Foreman Operations Division Fleet – WWB Eff: 07/15/2023 to 09/01/2023
Edward T. Schley NJ	From: Plaza Supervisor Operations Division Toll – CBB	To: Acting Toll Manager (WWB & CBB) Operations Division Toll – CBB Eff: 07/15/2023 to 07/21/2023
Carl W. Jubb, jr. NJ	From: Construction & Maintenance Mechanic Operations Division Highway – WWB	To: Acting Highway Foreman Operations Division Highway – WWB Eff: 07/15/2023 to 07/28/2023
Annette Melendez-Freeman NJ	From: Toll Manager (BFB & BRB) Operations Division Toll – BFB	To: Acting Bridge Director (BFB & BRB) Operations Division Toll – BFB Eff: 07/15/2023 to 07/21/2023
Horace J. Nelson NJ	From: Maintenance Foreman Operations Division Maintenance – WWB	To: Acting Construction & Maintenance Manager Operations Division WWB – Director’s Office Eff: 07/22/2023 to 07/28/2023
Steven R. Hulmes PA	From: HVAC Foreman (BRB & BFB) Operations Division Controls – BRB	To: Acting Electrical Foreman Operations Division Electrical – BRB Eff: 07/22/2023 to 07/28/2023
Keith D. Linker PA	From: Maintenance Technician Operations Division Maintenance – BRB	To: Acting Maintenance Foreman Operations Division Maintenance – BRB Eff: 07/22/2023 to 07/28/2023
John P. Curcio, III NJ	From: Construction & Maintenance Mechanic Operations Division Highway – BRB	To: Acting Highway Foreman Operations Division Highway – BRB Eff: 07/29/2023 to 09/22/2023
Paul J. Guglietti NJ	From: Maintenance Technician Operations Division Maintenance – CBB	To: Acting Maintenance Foreman Operations Division Maintenance – CBB Eff: 07/29/2023 to 08/11/2023
George L. Byrd NJ	From: Fleet Foreman Operations Division Fleet Operations – CBB	To: Acting Fleet Shop Manager Operations Division Fleet Operations – CBB Eff: 07/29/2023 to 10/07/2023

TEMPORARY ASSIGNMENT TO HIGHER CLASSIFICATION - Continued

Matthew Licata
NJ

From: Fleet Shop Manager
Operations Division
Fleet Operations – BFB

To: Acting Director, Fleet
Management
Operations Division
Fleet Operations – BFB
Eff: 07/29/2023 to 10/07/2023

Larry Bias, Jr.
PA

From: Network Technician
Executive Division
Information Services,
Production Systems

To: Acting Systems
Administrator
Executive Division
Systems Development
Eff: 07/29/2023 to 09/29/2023

Kaitlyn P. Nelson
PA

From: User Support
Administrator
Executive Division
Systems Development

To: Acting Network Technician
Executive Division
Production Systems
Eff: 07/29/2023 to 09/29/2023

Johanne S. Corker
NJ

From: HRS Specialist
Administration Division
Human Resource Services

To: Acting Administrator,
Staffing & Recruiting
Administration Division
Human Resource Services
Eff: 07/29/2023 to 09/29/2023

Nydia Rosario
PA

From: HRS Specialist
Administration Division
Human Resource Services

To: Acting Administrator,
Staffing & Recruiting
Administration Division
Human Resource Services
Eff: 07/29/2023 to 09/29/2023

PROMOTIONS

Daniel J. Caruso
NJ

From: Police Officer
Public Safety Division
Public Safety

To: Corporal of Police
Public Safety Division
Public Safety
Eff: 07/01/2023

Hugh P. McIntyre
PA

From: Police Officer
Public Safety Division
Public Safety

To: Corporal of Police
Public Safety Division
Public Safety
Eff: 07/01/2023

Justin M. Glass
NJ

From: Police Officer
Public Safety Division
Public Safety

To: Corporal of Police
Public Safety Division
Public Safety
Eff: 07/01/2023

John Q. Daugherty
NJ

From: Construction &
Maintenance Mechanic
Operations Division
Highway

To: Maintenance Technician
Operations Division
Maintenance
Eff: 07/29/2023

TITLE & DEPARTMENTAL CHANGES

Michele S. Kanavel
NJ

From: Toll Collector
Operations Division
Toll

To: Revenue Operations Clerk
Operations Division
Revenue Operations
Eff: 06/17/2023

UPGRADE (GRADE CHANGE) - None

INTERAGENCY PROMOTION to PATCO - from DRPA - None

INTERAGENCY PROMOTION to DRPA - from PATCO

Maria A. Onorato
PA

From: Customer Service
Agent/Traffic Checker
PATCO
Transit Services

To: Toll Collector
Operations Division
Toll
Eff: 07/15/2023

INTERAGENCY TRANSFERS to PATCO - from DRPA - None

INTERAGENCY TRANSFERS to DRPA - from PATCO - None

TRANSFERS - DEPARTMENTAL – None

RETIREMENTS

Michael F. Fanelle
NJ

Electrical Foreman
Operations Division
Electrical (CBB)

07/07/2023

Renee M. Nelson
NJ

Highway Foreman
Operations Division
Highway - CBB

07/17/2023

RESIGNATIONS

Janet Romani
NJ

Toll Collector
Operations Division
Toll - BFB

07/18/2023

Majidah L. Thrower
PA

Toll Collector
Operations Division
Toll - WWB

06/09/2023

LAYOFFS (INVOLUNTARY) - None

END OF TEMPORARY ASSIGNMENT - None

DECEASED - None

RESOLUTION

WHEREAS, *MICHAEL F. FANELLE has faithfully served the Delaware River Port Authority for THIRTY-SIX years in a conscientious and reliable manner, and*

WHEREAS, *MICHAEL F. FANELLE wishes to accept retirement effective July 7, 2023 under the provisions of his employment benefits; now therefore,*

BE IT RESOLVED: *That, the Commissioners of the Delaware River Port Authority accept your retirement request from your position, Electrical Foreman, and concurrently extend sincere best wishes for a long, healthy and happy future, and*

BE IT FURTHER RESOLVED: *That a copy of the foregoing resolution be suitably prepared and forwarded to MICHAEL F. FANELLE.*

RESOLUTION

WHEREAS, *RENEE M. NELSON has faithfully served the Delaware River Port Authority for THIRTY-FOUR years in a conscientious and reliable manner, and*

WHEREAS, *RENEE M. NELSON wishes to accept retirement effective July 17, 2023 under the provisions of her employment benefits; now therefore,*

BE IT RESOLVED: *That, the Commissioners of the Delaware River Port Authority accept your retirement request from your position, Highway Foreman, and concurrently extend sincere best wishes for a long, healthy and happy future, and*

BE IT FURTHER RESOLVED: *That a copy of the foregoing resolution be suitably prepared and forwarded to RENEE M. NELSON.*

REPORT OF THE CHIEF EXECUTIVE OFFICER
ATTACHMENT 3
CONTRACTS AND PURCHASES

ATTACHMENT 3

MONTHLY REPORT
GENERAL PROCUREMENT ACTIVITY

During the month of July there were 46 Purchase Orders awarded totaling \$545,980.99.

Approximately 8.19% or \$44,689.40 of the monthly dollar total was made available to MBE's and WBE's, representing 34.78% or 16 of the monthly total number of Purchase Orders.

Of the total monthly procurement available to MBE's and WBE's, approximately 49.39% or \$22,073.14 was awarded to MBE's and approximately 16.88% or \$7,545.31 was awarded to WBE's.

Of the total number of Purchase Orders available to MBE's and WBE's, approximately 25.00% or 4 Purchase Orders were awarded to MBE's and approximately 56.25% or 9 Purchase Orders were awarded to WBE's.

**ACTIONS OF THE CHIEF EXECUTIVE OFFICER
ARTICLE XII-C
ATTACHMENT 3
CONTRACTS AND PURCHASES**

Re: Article XII-C, Section 1 (a)

Purchase Order 4500020219, Shi International Corp. Somerset, NJ. Purchase Contract for Renewal of Red Hat Enterprise Linux Server Subscriptions. Contract Value: \$19,594.90. (NJ State Contract).

Purchase Order 4500020225, Gold Type Business Machines. East Rutherford, NJ. Purchase Contract for Renewal of Info-Cop Annual License for Public Safety. Contract Value: \$14,437.50. (NJ State Contract).

Purchase Order 4500020216, 3M Fall Protection Company. Red Wing, MN. Purchase Contract for Bridge Operations Fall Protection Training. Contract Value: \$10,735.00. (Sole Source).

Purchase Order 4500020274, PowerDMS Inc. El Sagundo, CA. Purchase Contract for Power Policy Subscription and Power Training. Contract Value: \$13,241.08. (Sole Source)

Purchase Order 4500020207, National Highway Products Inc. Millville, NJ. Purchase Contract for Maintenance Repairs at BRB. Contract Value: \$16,309.45 (IFQ Award).

Purchase Order 4500020302, South Camden Iron Works. Mickleton, NJ. Purchase Contract for Labor and Installation of Fencing at WWB. Contract Value: \$12,379.75. (IFQ Award).

Re: Article XII-C, Section 5

Authorized payments for Contracts and Engineering for the Bridges and PATCO Systems
As follows: (see accompanying Schedule 1)

Contract and Engineering Payments:	<u>\$5,475,914</u>
------------------------------------	--------------------

August 16, 2023

1

ARTICLE XII-C, SECTION 5
SUMMARY OF AUTHORIZED CONTRACT AND ENGINEERING PAYMENTS
BRIDGES AND PATCO SYSTEM (as of 07/31/23)
Board Date: August 16, 2023

<i>Resolution #</i>	<i>Contract/Engineer</i>	<i>Contract Amount</i>	<i>Completed Work (Billed) Percent</i>	<i>Retained Amount</i>	<i>Prior Payments</i>	<i>Invoice No.</i>	<i>Amount</i>	
HNTB Corporation								
(DRPA-17-031)	BFB Maintenance Paint & Steel Repair	\$ 4,466,087	97.3%	\$ 4,344,833	\$ 349,754	\$ 3,991,180	63	\$ 3,899
(DRPA-22-018)	2022 Betsy Ross Bridge Biennial Inspection	940,550	74.5%	701,029	44,835	622,846	12 - 13	33,349
Urban Engineers, Inc.								
(DRPA-19-086)	CBB Bridge Deck Rehabilitation - CMS	1,782,794	56.4%	1,005,342	10,216	994,501	21	624
(DRPA-20-066)	CBB Structural Rehabilitation Phase 2 - CMS	2,794,092	76.2%	2,129,294	136,599	1,989,242	20	3,452
A.P. Construction, Inc.								
(DRPA-17-046)	PATCO Installation of Elevators in Remaining PATCO Stations	31,900,000	94.1%	30,017,242	2,280,696	27,462,615	63 - 64	273,932
(DRPA-22-064)	PATCO Westmont Station - Platform Headhouses	1,786,215	39.1%	697,763	69,776	516,521	6	111,465
Burns Engineering, Inc.								
(DRPA-17-069)	PATCO Re-Opening Franklin Square Station - Design	3,210,646	83.9%	2,693,470	49,318	2,615,880	58	28,273
(PATCO-17-011)	CMS for PATCO Installation of Elevators at Remaining Stations	4,389,201	99.3%	4,359,013	55,625	4,296,126	66	7,262
Gannett Fleming, Inc.								
(DRPA-16-011)	PATCO Control Center Relocation	1,659,989	91.1%	1,512,605	7,066	1,441,950	32	63,590
(DRPA-18-082)	PATCO Replacement of Rectifier Transformers Phase 3	1,711,300	50.1%	856,777	83,427	768,242	32	5,108
(DRPA-20-109)	PATCO ROW Embankment Phase 5 - Design	1,298,885	57.5%	746,902	74,690	606,251	18	65,962
LTK Engineering Services (Hatch)								
(DRPA-07-019)	PATCO Transit Car Overhaul Services Agreement	13,197,584	99.6%	13,139,526	50,002	13,027,115	174 - 176	62,409
AECOM								
(DRPA-13-003)	CBB Painting - Design Services	1,231,617	93.5%	1,152,125	6,749	1,115,720	54 - 55	29,656
(DRPA-15-146)	Betsy Ross Bridge Maintenance Painting & Steel Repairs	1,164,356	83.4%	971,433	2,756	962,147	48 - 49	6,530
(DRPA-17-067)	BFB Main Cable Dehumidification - Construction Monitoring	3,988,270	71.4%	2,847,777	213,324	2,567,698	40	66,755
(DRPA-18-029)	PATCO Woodcrest Platform Rehabilitation - Design	1,222,120	86.3%	1,055,121	39,731	992,586	24	22,804
(DRPA-22-017)	2022 Biennial Inspection - Commodore Barry Bridge	1,050,301	69.6%	730,829	37,364	689,689	11	3,776
Remington & Vernick Engineers, Inc.								
(DRPA-21-015)	PennDOT I-95 & Betsy Ross Bridge Interchange - CMS	649,728	87.2%	566,383	45,512	462,761	24 - 26	58,110
Sowinski Sullivan Architects								
(DRPA-13-080)	PATCO Install Elevators in Remaining Stations - Design (Non-FTA)	306,115	77.1%	236,134	11,134	207,804	85 - 86	17,196

ARTICLE XII-C, SECTION 5
SUMMARY OF AUTHORIZED CONTRACT AND ENGINEERING PAYMENTS
BRIDGES AND PATCO SYSTEM (as of 07/31/23)
Board Date: August 16, 2023

<i>Resolution #</i>	<i>Contract/Engineer</i>	<i>Contract Amount</i>	<i>Completed Work (Billed) Percent</i>	<i>Amount</i>	<i>Retained Amount</i>	<i>Prior Payments</i>	<i>Invoice No.</i>	<i>Amount</i>
	Railroad Construction/Railroad Construction Co. of SJ, Inc.							
(DRPA-22-063)	PATCO Rail Replacement - Ferry to Broadway	6,000,000	22.7%	1,364,265	136,427	828,030	3	399,809
	Greenman-Pedersen, Inc.							
(DRPA-19-132)	BFB Rehabilitation of Suspension Spans & Anchorages - CMS	13,975,670	51.5%	7,204,404	609,678	6,397,549	39	197,178
	Atane Engineers, Architects and Land Surveyors, PC							
(DRPA-22-016)	2022 Biennial Inspection - Walt Whitman Bridge	1,477,129	67.6%	998,362	58,588	890,070	14	49,703
	TranSystems Corporation							
(DRPA-23-018)	CBB Thru Truss Weld Investigation - Design Services	4,770,393	0.7%	33,690	3,051	0	1	30,639
	Daniel J. Keating							
(DRPA-21-123)	PATCO Franklin Square Station Re-Opening	26,798,000	40.7%	10,906,502	1,090,650	9,001,296	14	814,556
	Skanska Koch, Inc.							
(DRPA-19-131)	BFB Rehabilitation of Suspension Spans & Anchorages	194,990,000	65.1%	126,882,112	9,165,504	115,260,785	40	2,455,823
	WSP USA							
(DRPA-19-134)	WWB Main Cable Dehumidification - Design	9,699,817	80.0%	7,758,125	243,652	7,348,072	30 - 31	166,401
(DRPA-19-003)	DRPA Maintenance Facilities Space Planning Services	769,199	53.4%	410,557	41,056	325,759	18	43,743
	Program Management General Engineering Contracts							
(DRPA-17-093)	General Engineering Contracts	10,000,000	70.0%	6,999,520	0	6,998,772	Various	748
(DRPA-21-014)	General Engineering Contracts	10,000,000	30.8%	3,076,570	0	2,933,716	Various	142,854
	Denney Electric Supply of Neshaminy							
(DRPA-21-111)	Solar Canopy CCTV Cameras	1,034,370	89.7%	927,829	0	617,519	3	310,310
	Total Contract and Engineering Payments							\$5,475,914



MONTHLY PURCHASING SUMMARY CALCULATOR

	AMOUNT	# PO s
MBE/WBE SOLICITED	\$15,070.95	3
MINORITY AWARDED	\$22,073.14	4
WOMEN AWARDED	\$7,545.31	9

MONTH END:	
July	2023

ALL OTHERS	AMOUNT	# PO s
	\$501,291.59	30

= REQUIRED

MONTHLY MBE/WBE BREAKDOWN

TYPE	AMOUNT	% OF
MBE \$ AWARDED	\$ 22,073.14	49.39%
MBE PO s AWARDED	4	25.00%
WBE \$ AWARDED	\$ 7,545.31	16.88%
WBE PO s AWARDED	9	56.25%

TOTAL AMOUNT MADE AVAILABLE TO MBEs/WBEs		# PO s
\$	44,689.40	16
% OF OVERALL TOTALS	8.19%	34.78%

OVERALL MONTHLY TOTAL		# PO s
\$	545,980.99	46

REPORT OF THE CHIEF EXECUTIVE OFFICER
ATTACHMENT 4
EEO REPORT

DRPA EEO CATEGORIES (By State)

	JOB TITLE	STATE OF RESIDENCE		
		DE	NJ	PA
1	Chief Executive Officer		1	
2	Chief Administrative Officer		1	
3	Chief Financial Officer		1	
4	Chief Operating Officer			1
5	General Counsel/Corporate Secretary			1
6	Deputy Chief Executive Officer			1
7	Chief Engineer		1	
8	Chief Security/Safety Officer		1	
9	Inspector General			1
<hr/>				
1	Bridge Director		1	1
2	Deputy General Counsel		1	
3	Director, Corporate Communications & Community Relations			
4	Director, Finance		1	
5	Director, Fleet Management			
6	Director, Government Relations & Grants Administration			1
7	Director, Homeland Security & Emergency Management		1	
8	Director, Human Resource Services		1	
9	Director, Information Services		1	
10	Director, Procurement			
11	Director, Risk Management		1	
12	Director, Strategic Initiatives		1	
13	Manager, Construction & Maintenance		1	
14	Manager, Planning & Design			1
15	Police Chief		1	
<hr/>				
1	Captain of Police		1	1
2	Construction & Maintenance Manager	1	1	2
3	Engineering Program Manager			
4	Fleet Shop Manager		1	
5	Manager, Accounting			
6	Manager, Budget/Financial Analysis		1	
7	Manager, Community Relations			1
8	Manager, Contract Administration		1	
9	Manager, Corporate Communications			1
10	Manager, EEO		1	
11	Manager, ERP & Applications		1	
12	Manager, EZ Pass Technology & Toll Analysis			1

DRPA EEO CATEGORIES (By State)

	JOB TITLE	STATE OF RESIDENCE		
		DE	NJ	PA
13	Manager, Government Relations		1	
14	Manager, Grants Administration			
15	Manager, Internal Audit			1
16	Manager, IT Audit			
17	Manager, Payroll		1	
18	Manager, Procurement & Stores			1
19	Manager, Production Systems			1
20	Manager, Special Projects		1	
21	Sr. Project Manager			
22	Toll Manager		1	1
1	Accounts Payable & Receivable Supervisor			1
2	Electrical Foreman		4	
3	Fleet Foreman		2	
4	Highway Foreman	2	6	1
5	HVAC Foreman			2
6	Lieutenant of Police		5	2
7	Maintenance Foreman		5	1
8	Plaza Supervisor		16	8
9	Purchasing Agent			
10	Sr. Accountant		1	
11	Supervisor, Cash Assurance		1	
12	Supervisor, Central Store Room			
13	Supervisor, EZ Pass Technology & Toll Analysis		1	
14	Supervisor, Mail Room		1	
15	Supervisor, Printing Services		1	
OFFICIALS & ADMINISTRATORS (Total By State)		3	69	32
TOTAL OFFICIALS & ADMINISTRATORS			104	
1	Accountant		1	
2	Analyst, EZ Pass Technology & Toll Analysis	1		
3	Budget Analyst			
4	C&M Technical Assistant		2	
5	Cash Assurance Auditor		2	
6	Contract Administrator			
7	Digital Communications Specialist		1	1

DRPA EEO CATEGORIES (By State)

	JOB TITLE	STATE OF RESIDENCE		
		DE	NJ	PA
8	Financial Analyst		1	
9	Grants Specialist		2	
10	Graphic Design Administrator			1
11	HRIS Specialist			
12	HRS Specialist		1	1
13	Purchasing Specialist		3	
14	Revenue Operations Assessor ETC		2	
15	Safety Specialist		1	1
<hr/>				
1	Administrator, Compensation/HRIS			
2	Administrator, Employee Relations, Programs & Policies			
3	Administrator, Staffing & Recruiting		1	
4	Administrator, Training & Employee Development			1
5	Associate Engineer		1	1
6	Auditor		1	
7	Claims Administrator		1	
8	EEO Specialist			
9	Engineering Program Analyst		1	
10	Management Analyst			1
11	Project Manager (Office of the CAO)			
12	Project Manager, Homeland Security & Emergency Management		2	
13	Records Manager		1	
<hr/>				
1	Assistant General Counsel		4	
2	Electrical Engineer		1	
3	Principal Engineer		2	
4	Senior Engineer		3	2
<hr/>				
<hr/>				
PROFESSIONALS (Total By State)		1	34	9
<hr/>				
TOTAL PROFESSIONALS			44	
<hr/>				
1	Police Officer	2	57	18
<hr/>				

DRPA EEO CATEGORIES (By State)

	JOB TITLE	STATE OF RESIDENCE		
		DE	NJ	PA
1	Corporal of Police		6	5
1	Sergeant of Police		18	5
<u>PROTECTIVE SERVICE WORKERS (Total By State)</u>		2	81	28
<u>TOTAL PROTECTIVE SERVICE WORKERS</u>		111		
1	HVAC Technician		8	1
1	Auto Technician	1	11	4
1	Electrical Technician		18	4
1	Construction & Maintenance Mechanic	1	29	16
1	Maintenance Technician	2	28	9
<u>CRAFT WORKERS (SKILLED) (Total By State)</u>		4	94	34
<u>TOTAL CRAFT WORKERS (SKILLED)</u>		132		
1	Business Analyst		1	
2	Data Base Administrator		1	
3	Network Technician		1	2
4	Programmer/Analyst			1
5	Systems Administrator		8	2
6	User Support Administrator	1	1	1

DRPA EEO CATEGORIES (By State)

	JOB TITLE	STATE OF RESIDENCE		
		DE	NJ	PA
7	User Support Group Leader			1
8	SAP Basis Administrator			
TECHNICIANS (Total By State)		1	12	7
TOTAL TECHNICIANS		20		
1	Accounting Clerk		2	
2	Administrative Coordinator	1	9	9
3	Building Services Clerk		3	
4	Central Stores Clerk			1
5	Contracts Administration Clerk			
6	Customer Service Coordinator		2	
7	Data Management Coordinator		1	
8	Executive Assistant to the CEO		2	
9	Executive Legal Secretary		1	
10	File Clerk		1	1
11	Legal Assistant, Claims			
12	Legal Secretary		1	1
13	Media Specialist			1
14	Purchasing Clerk		1	
15	Reproduction Technician		1	1
Sub-Total NON-REP		1	24	14
1	Toll Collector	1	28	27
2	Revenue Operations Clerk		3	
1	Lead Dispatcher			1
2	Dispatcher		10	6
Sub-Total IUOE		1	41	34
ADMINISTRATIVE SUPPORT (Total By State)		2	65	48
TOTAL ADMINISTRATIVE SUPPORT		115		

DRPA EEO CATEGORIES (By State)

JOB TITLE	STATE OF RESIDENCE		
	DE	NJ	PA
TOTAL EMPLOYEES BY STATE	13	355	158
TOTAL DRPA EMPLOYEES - 526			

DRPA EEO CATEGORIES (By State)

JOB TITLE	STATE OF RESIDENCE		
	DE	NJ	PA
SUMMARY (Employee Class)			
NON-REP	5	127	55
	187		
IUOE	5	135	68
	208		
IBEW	1	12	7
	20		
FOP	2	81	28
	111		

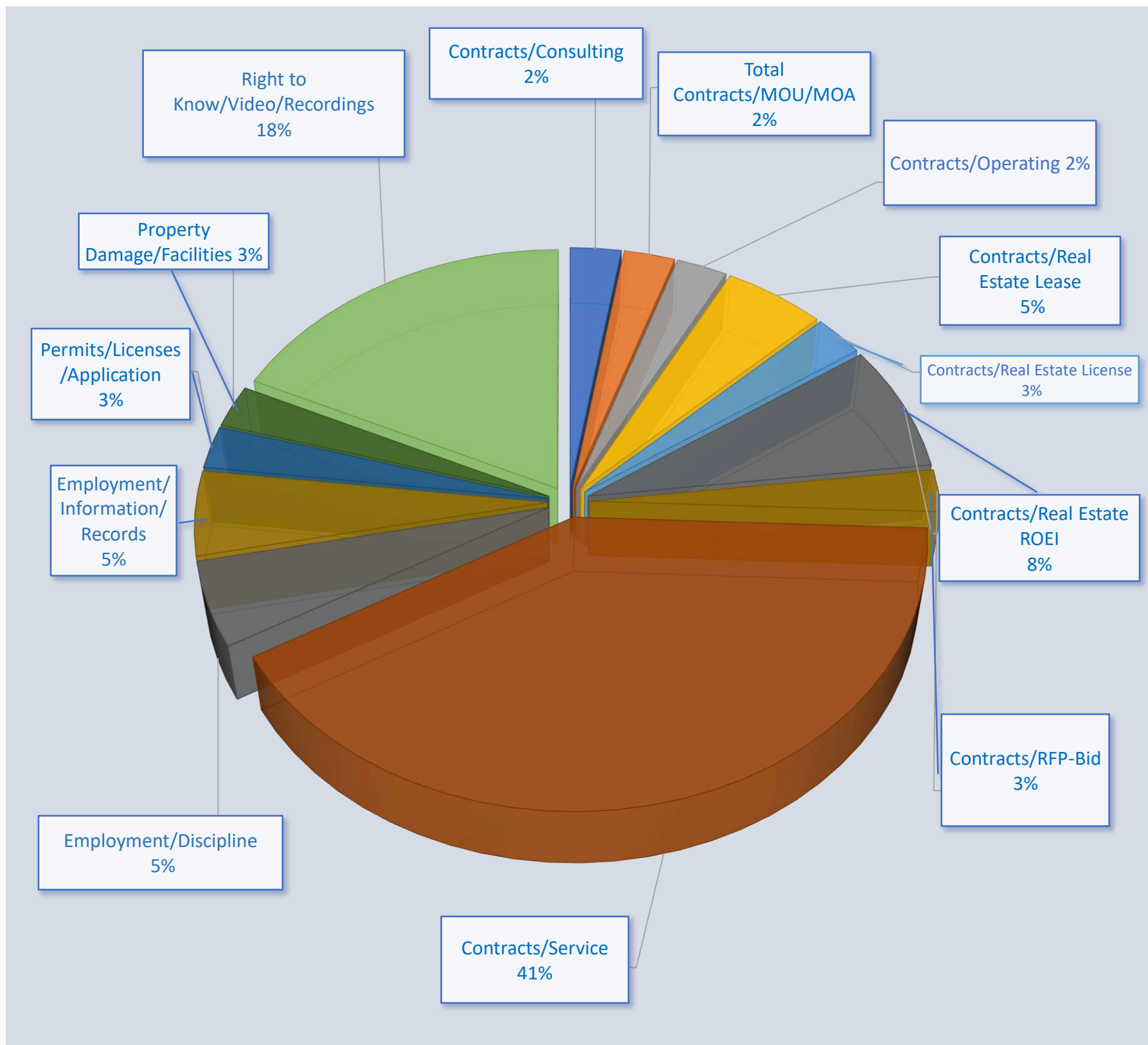
DELAWARE RIVER PORT AUTHORITY EEO QUARTERLY SCORECARD
QUARTER ENDING June 30, 2023

EEO CATEGORIES	CURRENT UTILIZATION														
	TOTAL EMPLOYEES	FEMALE		BLACK or AFRICAN AMERICAN		HISPANIC or LATINO		ASIAN		AMERICAN INDIAN or ALASKA NATIVE		TWO or MORE RACES		TOTAL MINORITY Not Incl. Women	
		#	%	#	%	#	%	#	%	#	%	#	%	#	%
OFFICIALS & ADMINISTRATORS	106	30	28%	25	24%	6	6%	0	0%	0	0%	0	0%	31	29%
PROFESSIONALS	43	23	53%	6	14%	4	9%	1	2%	0	0%	2	5%	13	30%
PROTECTIVE SERVICE WORKERS	110	9	8%	6	5%	9	8%	0	0%	0	0%	1	1%	16	15%
CRAFT WORKERS (SKILLED)	131	2	2%	11	8%	4	3%	0	0%	0	0%	0	0%	15	11%
TECHNICIANS	20	7	35%	3	15%	0	0%	1	5%	0	0%	0	0%	4	20%
ADMINISTRATIVE SUPPORT	116	71	61%	44	38%	3	3%	0	0%	0	0%	3	3%	50	43%
TOTALS	526	142	27%	95	18%	26	5%	2	0%	0	0%	6	1%	129	25%

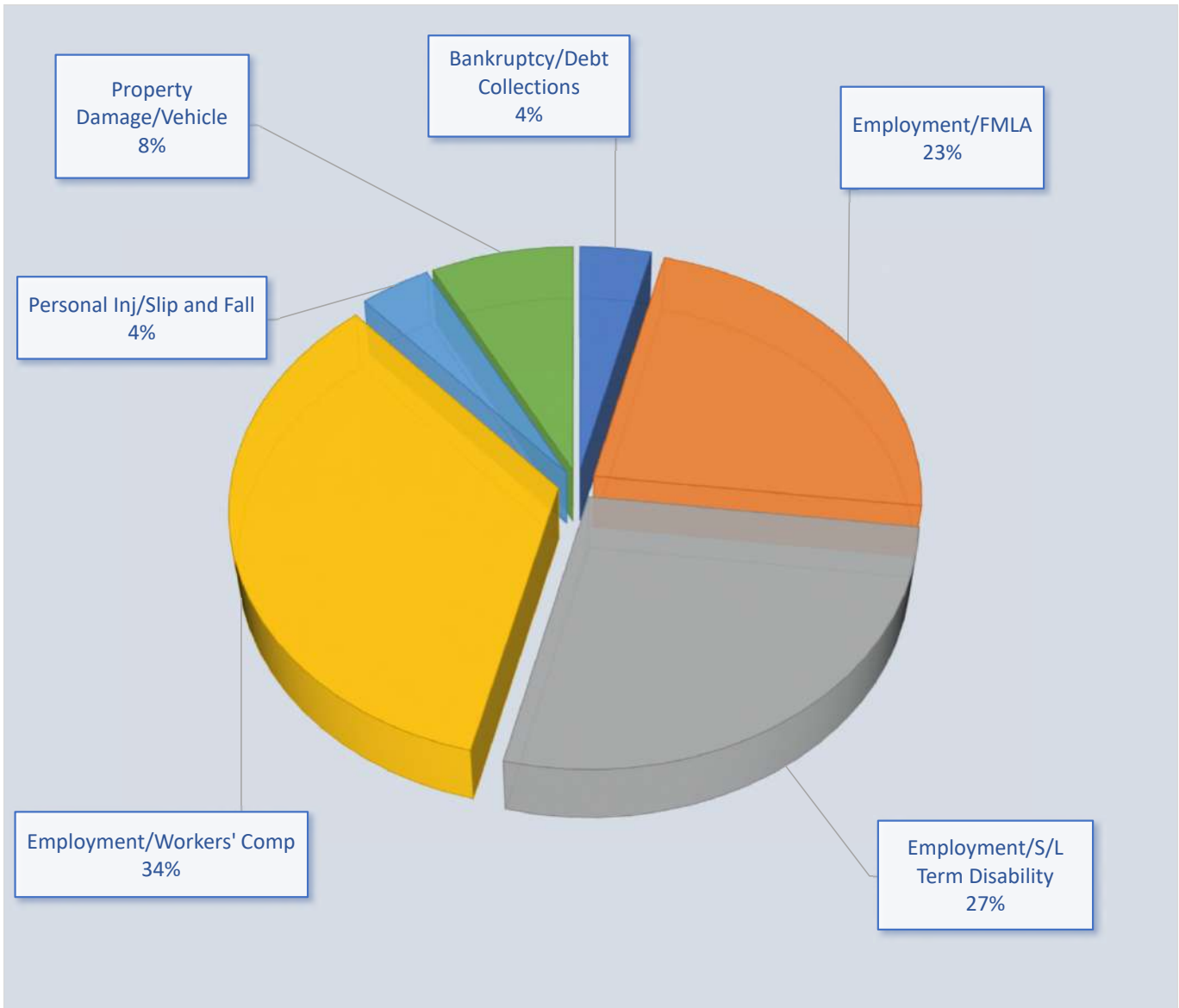
QUARTER ENDING March 31, 2023

EEO CATEGORIES	CURRENT UTILIZATION														
	TOTAL EMPLOYEES	FEMALE		BLACK or AFRICAN AMERICAN		HISPANIC or LATINO		ASIAN		AMERICAN INDIAN or ALASKA NATIVE		TWO or MORE RACES		TOTAL MINORITY Not Incl. Women	
		#	%	#	%	#	%	#	%	#	%	#	%	#	%
OFFICIALS & ADMINISTRATORS	107	31	29%	26	24%	6	6%	0	0%	0	0%	0	0%	32	30%
PROFESSIONALS	50	25	50%	8	16%	4	8%	1	2%	0	0%	3	6%	16	32%
PROTECTIVE SERVICE WORKERS	110	9	8%	6	5%	9	8%	0	0%	0	0%	1	1%	16	15%
CRAFT WORKERS (SKILLED)	130	2	2%	10	8%	4	3%	0	0%	0	0%	0	0%	14	11%
TECHNICIANS	20	7	35%	3	15%	0	0%	1	5%	0	0%	0	0%	4	20%
ADMINISTRATIVE SUPPORT	118	72	61%	44	37%	3	3%	0	0%	0	0%	3	3%	50	42%
TOTALS	535	146	27%	97	18%	26	5%	2	0%	0	0%	7	1%	132	25%

REPORT OF THE CHIEF EXECUTIVE OFFICER
ATTACHMENT 5
LEGAL STATISTICS REPORT



Legal Matters	Opened
Contracts/Consulting	1
Contracts/MOU/MOA	1
Contracts/Operating	1
Contracts/Real Estate Lease	2
Contracts/Real Estate License	1
Contracts/Real Estate ROEI	3
Contracts/RFP-Bid	1
Contracts/Service	16
Employment/Discipline	2
Employment/Information/Records	2
Permits/Licenses/Application	1
Property Damage/Facilities	1
Right to Know/Video/Recordings	7
Grand Total	39



Litigation Matters	Opened
Bankruptcy/Debt Collections	1
Employment/FMLA	6
Employment/S/L Term Disability	7
Employment/Workers' Comp	9
Personal Inj/Slip and Fall	1
Property Damage/Vehicle	2
(blank)	
Grand Total	26

CFO REPORT

Report of the Chief Financial Officer

August 9, 2023

Board of Commissioners
 Delaware River Port Authority of Pennsylvania and New Jersey
 One Port Center
 2 Riverside Drive
 Camden, New Jersey 08101-1949

Re: **FINANCIAL SUMMARY**

To the Commissioners:

The following descriptive financial summary is primarily based on the unaudited financial summary, dated August 7, which follows this summary.

Current Trends

1. **DRPA YTD unaudited traffic and toll revenues for the year 2023** – July YTD 2023 unaudited traffic has lost some of its YTD momentum and is now approximately 90% of pre-COVID 2019 numbers, but still up from the 90% average throughout 2022 and part of 2021. Traffic increased by 1.0 million vehicles vs. July 2022, a 3.9% increase. Thus far, commercial traffic in 2023 has increased 1.1% over last year's totals.
2. **PATCO audited ridership and net fare revenues** – Thus far, 2023 numbers have shown a nice improvement vs. 2022 numbers. June YTD PATCO ridership totaled 2.7 million riders with corresponding revenues of \$6.4 million revenues, respectively. Both ridership and net passenger revenues showed increases exceeding 18% when compared against June 2022 numbers.
3. DRPA and PATCO personnel and non-personnel expenses are still being constrained in the current 2023 environment.
4. General Fund balances totaled \$252.7 million as of July 31, a **decrease of \$3.0 million** during the month. The decrease is attributable to combined monthly capital expenditures and PATCO subsidy payments exceeding the monthly GF deposit (\$10 million) and interest income. Thru July, General Fund deposits of \$52.9 million are about \$5.6 million higher than last year.

DRPA Traffic and Toll Revenues – 2021-23 Activity

2021 Summary

Total 2021 traffic of 46.6 million vehicles reflected a **6.3 million vehicle (or a 15.7%) increase** compared against 2020 traffic volume of 40.3 million vehicles. Traffic during the full year 2021 was approximately 88% of pre-COVID 2019 numbers. Total YTD 2021 toll revenues of \$302.9 million **increased by \$34.8 million (or by 13.0%)** when compared against 2020 toll revenues of \$268.1 million. The average toll was \$6.49/vehicle for the year.

2022 Summary

Total 2022 traffic totaled 48.1 million vs. 46.6 million vehicles in 2021, which represents an **increase of 1.5 million vehicles or of 3.2%**. Toll revenues for 2022 were \$311.1 million vs. \$302.9 million in 2021, or an **increase of \$8.2 million or 2.7%**. The average toll decreased from \$6.49/per vehicle in 2021 to \$6.46/vehicle in 2022, due to the increase in non-commercial (i.e., passenger vehicle) traffic during the past year. 2022 audited traffic, when compared against 2019 figures, reflects **5.0 million fewer** vehicles, resulting in **reduced revenues of \$21.0 million**.

May 2023 YTD Audited Traffic/Toll Revenues

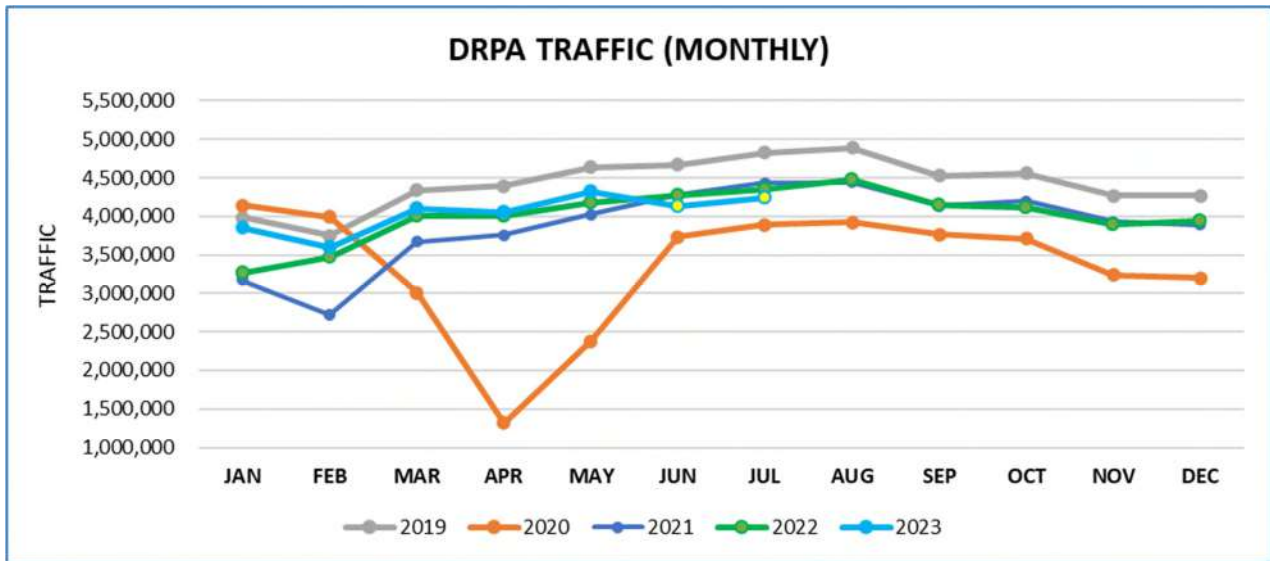
May YTD 2023 traffic totaled 19.9 million vehicles vs. 18.9 million vehicles in 2022, which represents an **increase of 1.0 million** vehicles, or of 5.3%. Toll revenues for the same period in 2023 were \$128.4 million vs. \$123.3 million, or an **increase of \$5.1 million, or of 4.2%**. The average toll **decreased** from \$6.52/per vehicle in 2022 to \$6.45/vehicle due to the increase in non-commercial (i.e., passenger vehicle) traffic, during the past 12 months.

May 2023 YTD Audited Traffic/Toll Revenues vs. Budget

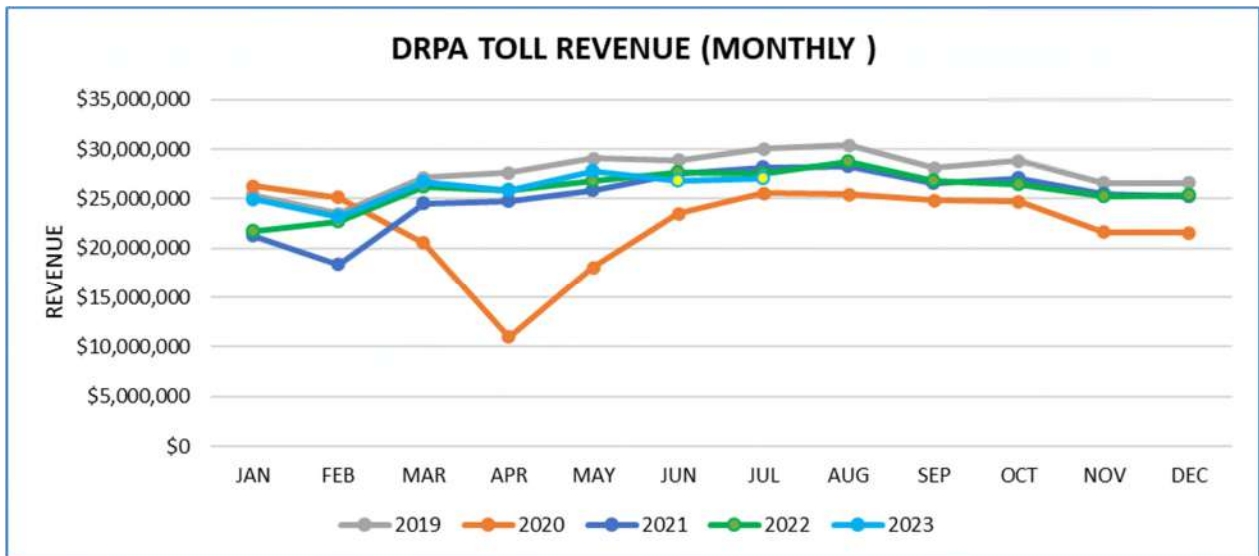
DRPA traffic was approximately **415K vehicles above** budgeted traffic (up 2.1%) and toll revenues were **\$3.7 million above** budget (up 3.0%). The variance between budgeted and actual toll revenues would be much lower were it not for the average toll of \$6.45/vehicle, which is higher than the average of \$6.39 /vehicle originally budgeted for the year.

Overall Traffic and Revenue Trend since 2019 (through July)

The overall traffic trend since January 2019 is shown in the chart below. (Note: The chart reflects audited actual figures for the period from January 2019 through May 2023 and unaudited figures for June and July 2023).



As noted above, traffic began to recover significantly in May and July 2020, and then trended downwards towards the end of 2020. In 2021, traffic volume showed a continued upward climb since April and reached, and at times exceeded, the 90% level vs. pre-pandemic 2019 volumes. 2022 traffic figures hovered around the 88-91% pre-COVID level. 2023 audited traffic, which had increased to 95% of pre-COVID volumes through March 2023, dropped closer to average in the 90-92% range in April, May, and June.



The Authority’s actual toll revenue results from January 2019 through May 2023 are captured in the above graph, while June and July 2023 revenues are estimated.

2020/2022 revenues:

As bridge traffic volume has increased since the lowest levels of the pandemic, so have DRPA toll revenues. Actual annual bridge tolls were **down \$64 million** in 2020 vs. 2019 toll revenues.

2021 bridge toll revenues increased \$34.8 million vs. 2020, but still were **\$29 million under 2019** toll revenue numbers.

2022 toll revenues increased to \$311.1 million up from 2021 revenues totaling \$302.9 million, a year-to-year increase of \$8.2 million, but the 2022 total toll revenues **still were \$21.0 million less than 2019 totals.**

Actual/Unaudited Monthly Traffic and Revenues vs. Budget *



TRAFFIC	JAN	FEB	MAR	APR	MAY	JUN	JUL	AUG	SEP	OCT	NOV	DEC
2020 % of 2019 (act.)	103.9%	106.6%	69.4%	30.1%	51.3%	80.0%	80.6%	80.2%	83.1%	81.4%	75.9%	74.9%
2021 % of 2019 (act.)	79.5%	72.7%	84.6%	85.5%	86.9%	91.7%	91.9%	90.8%	91.3%	92.0%	92.1%	91.1%
2022 % of 2019 (act.)	82.0%	92.7%	92.2%	91.2%	90.1%	91.6%	90.1%	91.5%	91.8%	90.0%	91.5%	92.3%
2023 % of 2019 (act.)	96.6%	95.9%	94.7%	92.3%	93.3%	88.4%*	87.9%*					
2023 Budget % of 2019 (act.)	92.5%	92.5%	92.5%	92.5%	92.5%	92.5%	93.0%	93.0%	93.0%	93.0%	93.0%	93.0%

* June and July 2023 are unaudited.

December YTD 2022 actual traffic and bridge toll revenues were **lower than projected in the 2022 budget**. The result was a **budget deficit of 1.0 million vehicles and \$0.8 million in revenues**. Traffic and toll revenues were **below budget by 2.0% and 0.3%**, respectively.

Thus far in 2023, traffic and revenues are **higher than budgeted**. January thru May traffic was budgeted at 92.5% of pre-COVID volumes vs. the actual numbers of approximately 94.6%, which explains most of the positive numbers for both traffic and revenues thus far this year. (Note: We have budgeted traffic at 92.5% of pre-COVID volumes for the first six (6) months of 2023 and, based on unaudited traffic for June and July, we appear to be ahead of budget for both traffic and revenues, in part due to the mild winter earlier in the year.

PATCO Ridership and Net Passenger Revenues

2021 v. 2019 Annual Numbers - When compared against 2019, PATCO ridership was **down 7.4 million** riders and net passenger revenues were **down \$18.7 million**.

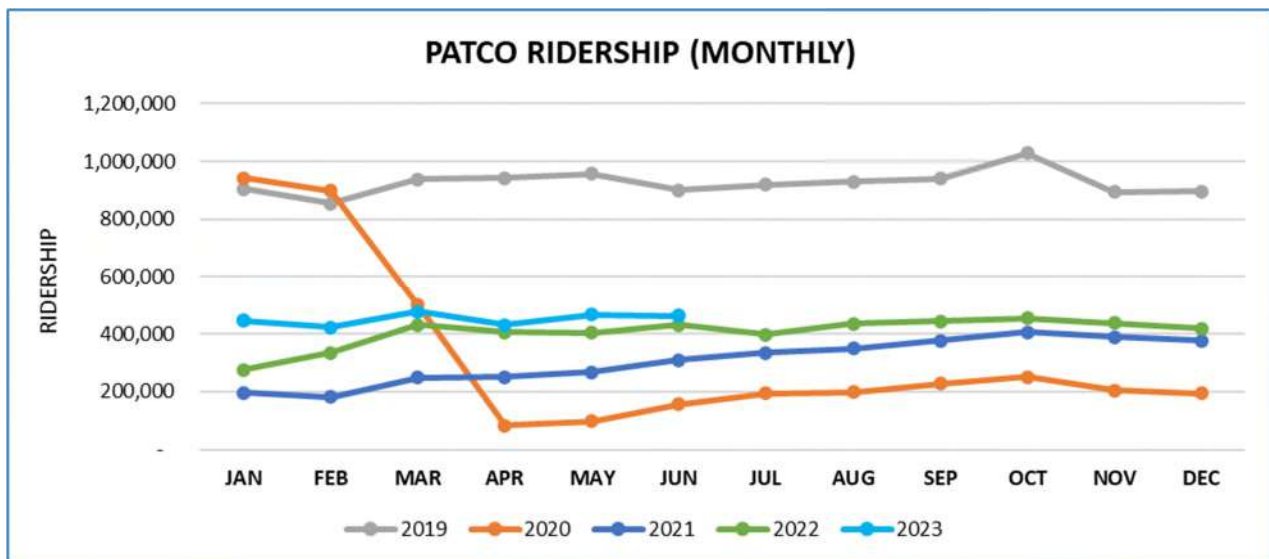
2022 v. 2019 Annual Numbers – PATCO ridership and revenues were **down 6.2 million riders** and **\$15.8 million** vs. 2019 volumes, but noticeably improved vs. 2021 numbers.

2022 v. 2021 Annual Numbers – PATCO ridership **increased by 1.2 million riders** to total 4.9 million for 2022. **Net passenger revenues increased by \$2.9 million** to total \$11.5 million, a **33.8% increase** vs. 2021 numbers totaling \$8.6 million.

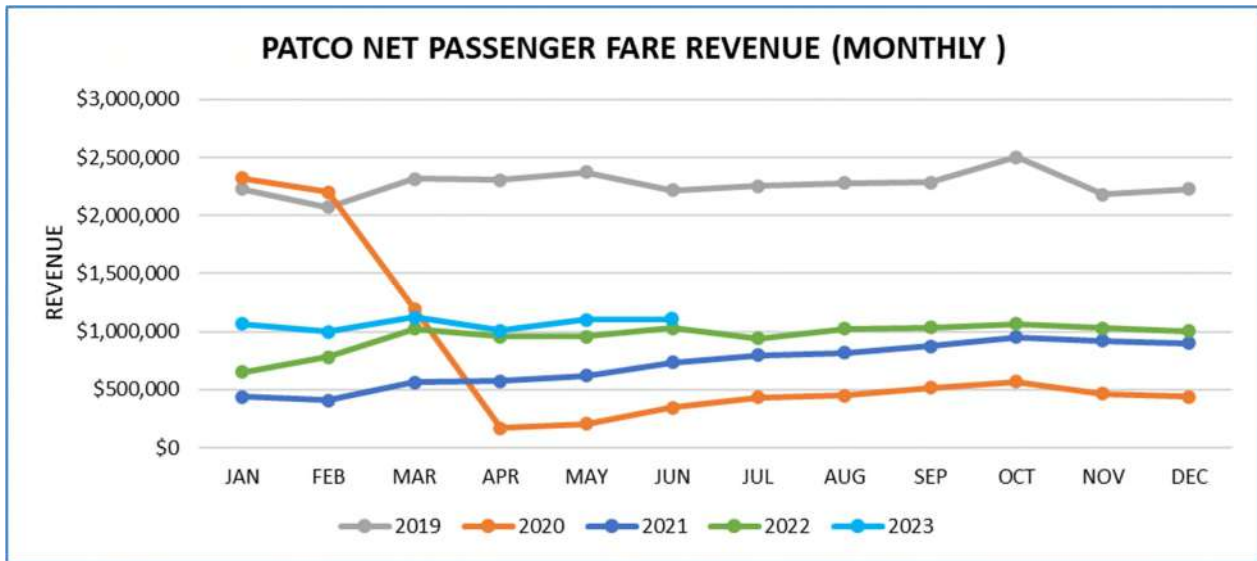
June YTD 2023 – Ridership/Passenger Revenues: June YTD 2023 actual ridership and net passenger revenues improved vs. June 2022 actuals. PATCO 2023 YTD ridership has **improved by 417,620 passengers**, totaling 2.7 million riders for the year. Net revenues for the year have **increased by \$1.0 million** to total \$6.4 million. Both ridership and revenues have increased by more than 18% over 2022 figures.

Despite the improved results during the year, 2023 YTD ridership and net passenger revenues were still **2.8 million riders and \$7.1 million below** 2019 pre-COVID levels.

Overall Monthly Ridership Trend since 2019



As shown above, PATCO ridership, like bridge traffic, took a precipitous dive in mid-March 2020. In the fall and winter of 2020, ridership fluctuated between 22-24% of 2019 levels. In 2021, PATCO ridership climbed to and exceeded 43% of 2019 activity. Ridership trailed off a bit in early 2022 but continued to move upwards through the year. Thus far in 2023, ridership has been “settling” at the 47-50% level vs. 2019 numbers.



Monthly net passenger fare revenues in 2021 thru 2023 have followed the upward trend experienced in ridership. Thus far in 2023, June YTD net passenger revenues are up 18% above the revenues for June 2022 YTD.

Actual Ridership and Passenger Fare Revenue vs. Budget thru June 2023

Total YTD volumes through June reflect the fact that PATCO ridership is slightly **above** the 2023 budget, with ridership **up almost 25,700 (or a 1.0% increase)**, however net passenger revenues are **down slightly by \$59,000 (a decrease of 0.9%)**.



The chart below shows the actual ridership percentage vs. the monthly budgeted percentage projections for 2023. As noted, YTD ridership projections assumed that ridership would average about 48.7% of pre-COVID volumes for the first six (6) months of 2023, whereas ridership has averaged slightly higher thus far this year. YTD, ridership and net passenger revenues are close to budget.

RIDERSHIP	JAN	FEB	MAR	APR	MAY	JUN	JUL	AUG	SEP	OCT	NOV	DEC
2020 % of 2019 (act.)	104.2%	105.2%	53.4%	8.8%	10.2%	17.3%	21.0%	21.4%	24.2%	24.3%	23.0%	21.7%
2021 % of 2019 (act.)	21.6%	21.1%	26.4%	26.6%	27.9%	34.4%	36.5%	37.5%	40.1%	39.5%	43.4%	42.0%
2022 % of 2019 (act.)	30.5%	39.1%	46.0%	43.1%	42.2%	47.9%	43.3%	46.8%	47.2%	44.2%	48.8%	46.7%
2023 % of 2019 (act.)	49.2%	49.3%	50.8%	45.7%	48.7%	51.4%						
2023 Budget % of 2019 (act.)	48.0%	48.0%	48.0%	48.0%	50.0%	50.0%	50.0%	50.0%	55.0%	55.0%	55.0%	55.0%

Actual 2023 net passenger fare revenues and ridership are higher than 2022 numbers, but both are flat against 2023 budget projections (see above).

DRPA and PATCO YTD Operating Budget vs. Actual

The combined May 2023 unaudited expenses for DRPA and PATCO totaled \$68.7 million against combined budgets of \$75.7 million, resulting in a **\$9.3 million, or a 12.3% under-budget** situation. The actual expenditures are reflective of lower personnel expenses (salary, benefits, pension, etc.), resulting from the continued cost-constraints that both DRPA and PATCO have placed on spending.



2022 Capital Plan Funding (General Fund)

2020: As of December 31, 2020, the combined balance of bond project and general funds totaled \$430.7 million, which reflected a **\$124.6 million (or a 22.5%) decrease** during the year. (Audited capital expenditures exceeded \$202 million during 2020).

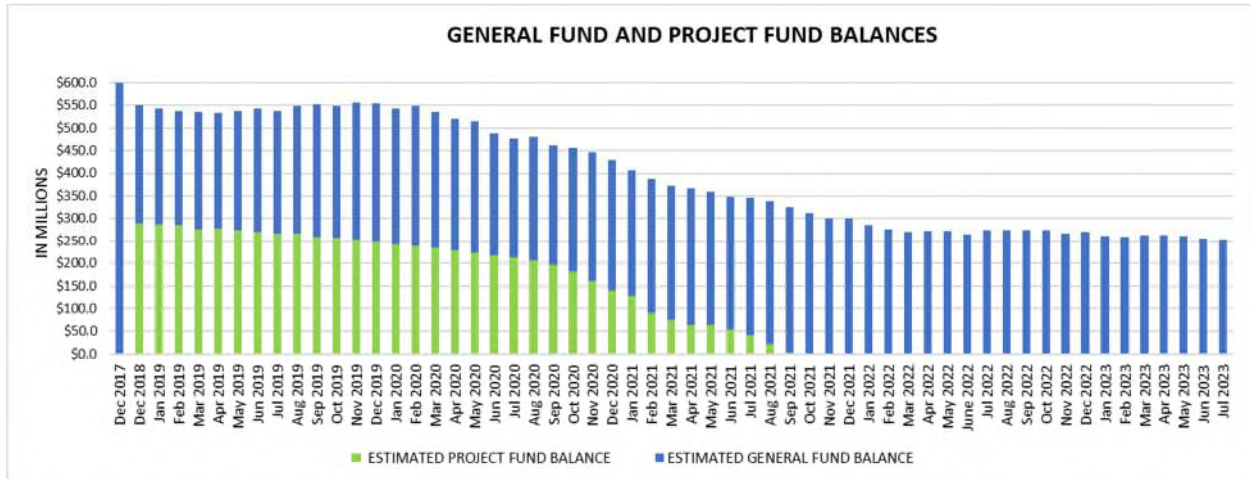
2021: As of December 31, 2021, the General Fund (GF) balances totaled approx. \$299.8 million. Combined project fund and GF balances **decreased by approx. \$130.1 million** during the year. No bond project funds remain. (Audited capital expenditures totaled almost \$191 million during 2021)

In the past two years robust capital expenditures and funding the PATCO subsidy have contributed to a **\$254 million reduction** in bond project and GF balances.

2022: As of December 31, 2022, the General Fund totaled approx. \$270.6 million, which reflected a **\$29.2 million (or a 9.7%) decrease** during the year.

During July 2023, the GF balance **decreased by \$3.0 million** to total \$252.7 million, as capital expenditures and PATCO subsidy payments offset the monthly General Fund deposit and increased interest income, attributable to higher interest rates.

General Fund/Project Fund Historical View



	DEC 2017	DEC 2018	DEC 2019	DEC 2020	DEC 2021	DEC 2022	JULY 2023	CHANGE FROM PREVIOUS MONTH
EST GF BALANCE	\$600.1	\$260.7	\$305.5	\$289.4	\$299.8	\$270.6	\$252.7	(\$3.0)
EST PF BALANCE	\$0.0	\$290.0	\$249.0	\$140.5	\$0.0	\$0.0	\$0.0	\$0.0
TOTAL FUNDS AVAILABLE	\$600.1	\$550.7	\$554.5	\$429.9	\$299.8	\$270.6	\$252.7	(\$3.0)
CHANGE FROM PRIOR YEAR		(\$49.4)	\$3.9	(\$124.6)	(\$130.1)	(\$29.2)	(\$17.8)	

The chart above shows a **decrease** in the General Fund and bond project fund monies available over time. In 2018, the GF exceeded \$600 million, just prior to the use of \$282 million to defease the 2010 Bonds, and the issuance of \$290 million in new bond project funds. Beginning in 2019, “long-lived” capital projects were primarily funded through our bond project funds, until the funds were exhausted in 2021. Since that time, capital expenditures have been funded by GF monies.

The General Fund balance totaled approx. \$270.6 million, as of December 31, 2022. Through the first six (6) months of 2023, this total has now **decreased by \$17.8 million** down to \$252.7 million. Despite higher toll revenues thus far in 2023, we expect the General Fund total to continue to decrease throughout the year, attributable to the 2023 capital budget expenditures the PATCO subsidy, and the loss of FTA federal transit operating grant funds.

BOND COMPLIANCE

In compliance with the provisions of our governing 1998 Bond Indenture, the Authority must file its annual comprehensive financial report with its bond trustee on or before July 29th. The Authority successfully filed its report on July 28th prior to the deadline. In addition, the Authority also filed its 2022 annual report with the GFOA on July 31 with hopes of qualifying for the annual GFOA Award for Financial Excellence for the 31st consecutive year.

Respectfully submitted,

James M. White, Jr.

CFO/Treasurer

CONSULTATIVE AND DELIBERATIVE WORKPAPERS
DRPA/PATCO UNAUDITED FINANCIAL SUMMARY
 August 7, 2023

DRPA TRAFFIC / PATCO RIDERSHIP AND REVENUE				
YEAR-TO-YEAR COMPARISON				
2023 vs. 2022 YTD thru 5/31/2023	2023 Actual	2022 Actual	Year-to-Year Change	% Change
DRPA Traffic	19,927,610	18,917,024	1,010,586	5.34%
DRPA Toll Revenues	\$128,398,736	\$123,282,201	\$5,116,534	4.15%
Average Toll	\$6.4433	\$6.5170	(\$0.0737)	(1.13%)

DRPA Traffic Increase (Decrease) from prior month	149,315
DRPA Revenue Increase (Decrease) from prior month	\$865,856

2023 vs. 2019 YTD thru 5/31/2023	2023 Actual	2019 Actual	Year-to-Year Change	% Change
DRPA Traffic	19,927,610	21,095,151	(1,167,541)	(5.53%)
DRPA Toll Revenues	\$128,398,736	\$132,691,187	(\$4,292,451)	(3.23%)
Average Toll	\$6.4433	\$6.2901	\$0.1531	2.43%

2023 vs. 2022 YTD thru 6/30/2023	2023 Actual	2022 Actual	Year-to-Year Change	% Change
PATCO Ridership	2,703,033	2,285,413	417,620	18.27%
PATCO Net Passenger Revenues	\$6,400,877	\$5,397,835	\$1,003,042	18.58%
Average Fare	\$2.3680	\$2.3619	\$0.0062	0.26%

PATCO Ridership Increase (Decrease) from prior month	31,097
PATCO Revenue Increase (Decrease) from prior month	\$77,337

2023 vs. 2019 YTD thru 6/30/2023	2023 Actual	2019 Actual	Year-to-Year Change	% Change
PATCO Ridership	2,703,033	5,500,219	(2,797,186)	(50.86%)
PATCO Net Passenger Revenues	\$6,400,877	\$13,511,715	(\$7,110,838)	(52.63%)
Average Fare	\$2.3680	\$2.4566	(\$0.0885)	(3.60%)

BUDGET VS. ACTUAL				
2023 YTD thru 5/31/2023	2023 Budget (5 mo)	2023 Actual (5 mo)	(Under) / Over Budget	% (Under) / Over Budget
DRPA Traffic	19,513,015	19,927,610	414,595	2.12%
DRPA Toll Revenues	\$124,688,166	\$128,398,736	\$3,710,570	2.98%
DRPA Traffic Increase (Decrease) from prior month			37,608	
DRPA Revenue Increase (Decrease) from prior month			\$335,566	
Frequent Bridge Traveler Credit	\$693,243	\$520,632	(\$172,611)	(24.90%)
Delayed Transaction (Net) Revenue	\$792,278	\$2,283,658	\$1,491,380	188.24%
# of Transactions Reviewed: 438,130 YTD 2023				

2023 YTD thru 6/30/2023	2023 Budget (6 mo)	2023 YTD Actual (6 mo)	(Under) / Over Budget	% (Under) / Over Budget
PATCO Ridership	2,677,292	2,703,033	25,741	0.96%
PATCO Net Passenger Revenues	\$6,459,926	\$6,400,877	(\$59,049)	(0.91%)
PATCO Ridership Increase (Decrease) from prior month			12,513	
PATCO Revenue Increase (Decrease) from prior month			\$19,317	

OPERATING EXPENSES - YTD MAY 2023				
BUDGET VS. ACTUAL (UNAUDITED) *				
2023 YTD thru 5/31/2023	2023 YTD Budget	2023 YTD Actual	(Under) / Over Budget	% (Under) / Over Budget
DRPA Budget	\$49,077,338	\$41,926,368	(\$7,150,970)	(14.57%)
PATCO Budget	\$26,579,448	\$24,455,715	(\$2,123,733)	(7.99%)
Total	\$75,656,786	\$66,382,083	(\$9,274,703)	(12.26%)
Change in Budget variance			(\$1,949,188)	
* DRPA and PATCO actuals are preliminary				

2023 YTD thru 5/31/2023	2023 YTD Budget	2023 YTD Actual	(Under) / Over Budget	% (Under) / Over Budget
PATCO Subsidy	(\$20,868,336)	(\$18,714,669)	(\$2,153,667)	(10.32%)

CONSULTATIVE AND DELIBERATIVE WORKPAPERS
DRPA/PATCO UNAUDITED FINANCIAL SUMMARY
August 7, 2023

ESTIMATED GENERAL FUND BALANCE AVAILABLE TO FUND CAPITAL PROGRAM	
Estimated Balance as of 7/31/2023	\$252.7 million
Estimated change from previous month	(\$3.0) million
Estimated Balance as of 12/31/2022	\$270.6 million
Estimated Balance as of 12/31/2021 *	\$299.8 million
Estimated Balance as of 12/31/2020 *	\$429.9 million
Estimated Balance as of 12/31/2019 *	\$554.5 million
Estimated Balance as of 12/31/2018 *	\$552.7 million

* Includes Project Funds

TOTAL DRPA BOND DEBT				
As of 7/31/2023 (in thousands of dollars)				
	Principal Outstanding	% of Total	Bond Ratings (Moody's/S&P)	Updates
Revenue Bonds	\$ 933,935	94.6%	A1 / A +	In March 2022, S&P affirmed the Authority's ratings for both its revenue and PDP bonds. Moody's affirmed the ratings on the revenue bonds and upgraded the PDP bonds from Baa1 to A3.
PDP Bonds	53,305	5.4%	A3 / A	
Total Debt	\$ 987,240	100.0%		Both Moody's & S&P affirmed rates in November 2022 prior to the 2012 bond refunding.

Total Debt is at its lowest level since 2012.

Total Debt was reduced by \$71.7 million after 1/1/2022 principal payment. Debt was further reduced by \$12.3 million after the 2022 revenue bond refunding (May) and reduced by another \$28.4 million after the 2022 port district project bond refunding (Dec). Total Debt was reduced again by \$60.1 million after 1/1/2023 principal payment.

RATINGS ACTIONS

In April 2016, S&P upgraded DRPA's PDP Bond ratings from "BBB" to "A-". The Revenue Bonds were affirmed at "A", stable outlook.

In August 2017 S&P reaffirmed the existing bond ratings. On Nov. 16, 2018, S&P upgraded all DRPA Revenue and PDP bonds, taking the revenue bonds to "A+" from "A" and the PDP bonds from "Baa3" to "Baa2". S&P changed outlook to negative in mid-March 2020.

In October 2017, Moody's upgraded DRPA's Revenue Bond ratings from "A3" to "A2" with a stable outlook and upgraded the PDP Bond ratings from "Baa3" to "Baa2" with a stable outlook. Moody's raised the "outlook" on all bonds, from stable to positive. Moody's upgraded the DRPA Revenue and PDP Bonds on Feb. 4, 2020, with a stable outlook. Moody's changed entire toll sector to negative outlook on 3/20/20.

In April 2021, S&P changed outlook from negative to stable.

2018-2019 ACTION PLAN INITIATIVES

- DRPA extended Barclays LOC for 4 year term at slightly reduced LOC facility costs.
- DRPA Board has authorized defeasement of all or portion of 2010D bonds based on market conditions
- DRPA Board has authorized new money issuance subject to market conditions
- DRPA assessing impact of new tax law on FRN (Floating Rate Notes) procured with 3 banks in 2016. (See principal amounts above)
- Investment analysis of General Fund and new proposed investment guidelines to be discussed again at Finance Committee meeting in early 2019.
- Renegotiated FRN rate with Wells Fargo.
- November 16: 2010D Bonds Defeased in the amount of \$308.4 million using \$281.6 million in General Funds
- December 12: Terminated the 2000 Swaptions (Inactive)
- December 18: Issuance of 2018 Revenue Bonds Series A \$273.5 million, Revenue Refunding Bonds Series B \$404.1 million, Revenue Bonds Series C \$22.9 million and Terminated the remainder of the swaps. The DRPA has eliminated ALL variable rate debt, and swaps, as of 12/18/18.
- New investment policy approved by Finance and Board in Feb. Phase I of implementation: Contacted existing money managers on new policy, after veto period expired.

2021 ACTION PLAN INITIATIVES

- Termination of Maintenance Reserve Fund Forward Delivery Agreement - Net of \$593K
- Board Authorization per SS&R to refund, if prudent, the 2012 PDP bonds
- Expansion of extension of the bond pool to December 31, 2021
- Underwriter team selected. Full bond team not yet assembled.

2022 ACTION PLAN INITIATIVES

- Bond Refunding Team Kick-off February 2, 2022
- Ratings presentations made on March 1 and 2. Moody's upgraded the PDP bonds (Update: bond refunding ratings were withdrawn due to postponement of the two bond refundings).
- The Authority closed on its 2022 revenue bond refunding via a bank private placement on May 4, 2022 which will generate average annual savings of approx. \$3-4 million per year. (The higher number is dependent on converting the taxable bonds to tax exempt bonds in early 2024).
- On November 1, 2022, Moody's and S&P affirmed the ratings, with a stable outlook, to the 2022 PDP Bonds, Series 2022. On November 17, underwriters facilitated the pricing on the 2022 PDP PDP Refunding Bonds. The Authority closed on the issuance of \$53.3 million in 2022 Port District Refunding Bonds on December 6. Expected savings of \$16.7 million over 5 years.

2023 ACTION PLAN INITIATIVES

- RFP under development to create a new 5-year bond pool of potential underwriters to underwrite future bond transactions. On April 20, 2023, an advertisement of the availability of Statement of Qualification (SOQ) for a pool of municipal bond underwriters was posted on the DRPA website and the full SOQ was made available after registering with the Ariba Network. An evaluation team reviewed the responses and finalized the list of qualified firms. An SS&R creating the bond pool" was presented to the Finance Committee for approval on June 7, 2023. This resolution was approved by the Board at its June meeting.
- The Authority intends to refund all or a portion of the remaining outstanding 2013 revenue bonds (\$243.9 million) if conditions are favorable later this year.

DRPA BOARD MINUTES

**DELAWARE RIVER PORT AUTHORITY
BOARD MEETING**

55

**One Port Center
Camden, New Jersey
Wednesday, July 19, 2023**

Pennsylvania Commissioners

Cherelle Parker, Chairwoman of the Board
Hayden Rigo (for Pennsylvania Auditor General Timothy DeFoor) (via Zoom)
Keiwana McKinney (via Zoom)
Robert Ghormoz (via Zoom)
James Snell (for Pennsylvania State Treasurer Stacy Garrity) (via Zoom)
Donna Powell (via Zoom)

New Jersey Commissioners

Jeffrey Nash, Esq., Vice Chairman of the Board
Albert Frattali
Charles Fentress
Sara Lipsett (via Zoom)
Daniel Christy (via Zoom)

DRPA/PATCO Staff

John Hanson, Chief Executive Officer
Jalila Parker, Deputy Chief Executive Officer
Raymond J. Santarelli, General Counsel and Corporate Secretary
James White, Chief Financial Officer
Toni Brown, Chief Administrative Officer
John Rink, PATCO General Manager
David Aubrey, Inspector General
Stephen Holden, Deputy General Counsel
Michael Venuto, Chief Engineer
Edward Cobbs, Chief of Police
Tonyelle Cook-Artis, Director, Government Relations
Darlene Callands, Manager Community Relations
Amy Ash, Manager, Contract Administration
Christopher Jones, Director, Information Services
Matt Licata, Acting Director, Fleet Management
Mark Ciechon, Director, Finance, PATCO
Darcie DeBeaumont, Director, Finance, DRPA
Christina Maroney, Director, Strategic Initiatives
Kathleen Vandy, Assistant General Counsel
Carol Herbst, Senior Accountant
Dawn Whiton, Executive Assistant to the CEO
Barbara Wagner, Executive Assistant to the Deputy CEO
Mike Williams, Manager, Corporate Communications
Michael Christie, Maintenance Foreman, WWB (via Zoom)
Elizabeth Saylor, Administrative Coordinator, Corporate Secretary (via Zoom)

Others Present

Connie Fentress

Janice Venables, Associate Counsel, New Jersey Governor's Authorities Unit

Christopher Gibson, Esq., Archer & Greiner, P.C.

Alan Kessler, Esq., Duane Morris, LLP (via Zoom)

Jessica Priselac, Esq., Duane Morris, LLP (via Zoom)

Patrick Smalls, PATCO Finance Intern

Eulisis Delgado, Custodian, PATCO

Thomas Young, Bellevue Strategies, LLC (Board Liaison) (via Zoom)

OPEN SESSION**Moment of Silence and Pledge of Allegiance**

Chairwoman Parker requested that everyone rise, observe a moment of silence, and recite the Pledge of Allegiance. Chairwoman Parker called the meeting to order at 9:02 a.m. and asked that the Corporate Secretary call the roll.

Roll Call

The following were present, constituting a quorum: Chairwoman Parker, Vice Chair Nash, and Commissioners Frattali, Fentress, Rigo, McKinney, Lipsett, Christy, Ghormoz, Snell, and Powell.

Public Comment

Eulisis Delgado, Custodian at PATCO, spoke to the Board regarding the reinstatement of EZ-Pass for employees and changing the policy relating to the hiring of relatives.

Report of the Chief Executive Officer

Chief Executive Officer Hanson stated that his Report stood as previously submitted. CEO Hanson stated that on behalf of the Authority he wanted to share his pride on the Chairwoman's win in the Philadelphia Mayoral Primary. Commissioner Fentress moved to approve the CEO's Report and Commissioner Frattali seconded the motion. All Commissioners in attendance voted in the affirmative. The motion carried.

Report of the Chief Financial Officer

Chief Financial Officer White stated that his Report stood as previously submitted. There were no questions or comments from Commissioners.

Approval of the June 14, 2023 DRPA Board Meeting Minutes

Chairwoman Parker stated that the June 14, 2023 DRPA Board Meeting Minutes were previously provided to all Commissioners and the Governors of New Jersey and Pennsylvania. There were no comments or corrections to the Minutes. Commissioner Snell moved to approve the Minutes and Commissioner Lipsett seconded the motion. All Commissioners in attendance voted in the affirmative to approve the Minutes as submitted. The motion carried.

Receipt and Filing of the Lists of Previously Approved Payments covering the Months of May and June 2023

Chairwoman Parker stated that the Lists of Previously Approved Payments covering the months of May and June 2023 were previously provided to all Commissioners. There were no questions or comments. Commissioner Fentress moved to receive and file the Lists and Commissioner Frattali seconded the motion. All Commissioners in attendance voted in the affirmative. The motion carried.

Receipt and Filing of the List of Previously Approved Purchase Orders and Contracts covering the Month of June 2023

Chairwoman Parker stated that the List of Previously Approved Purchase Orders and Contracts covering the month of June 2023 was previously provided to all Commissioners. There were no questions or comments. Commissioner Christy moved to receive and file the List and Commissioner Frattali seconded the motion. All Commissioners in attendance voted in the affirmative. The motion carried.

Approval of Operations & Maintenance Committee Meeting Minutes of July 11, 2023

Chairwoman Parker stated that the Minutes of the July 11, 2023 Operations & Maintenance Committee Meeting were previously provided to all Commissioners. There were no comments or corrections. Commissioner Frattali moved to approve the Minutes and Commissioner Ghormoz seconded the motion. All Commissioners in attendance voted in the affirmative to approve the Minutes as submitted. The motion carried.

Adoption of Resolution Approved by the Operations & Maintenance Committee on July 11, 2023

Chairwoman Parker stated that there were seven (7) Resolutions from the July 11, 2023 Operations & Maintenance Committee Meeting for consideration:

DRPA-23-051 Construction Monitoring Services for Contract No. 12-K, Woodcrest Platform Rehabilitation

Chief Engineer Venuto presented the Summary Statement and Resolution seeking Board approval to negotiate an agreement with Remington & Vernick Engineers to provide construction monitoring services for Contract No. 12-K, Woodcrest Platform Rehabilitation, in the amount not to exceed \$2,390,810.00. Chairwoman Parker inquired whether the Commissioners had any questions for staff concerning the Resolution. There were no questions. Commissioner Fentress moved to adopt the Resolution and Commissioner McKinney seconded the motion. All Commissioners in attendance voted in the affirmative. The motion carried and the Board adopted the Resolution.

DRPA-23-052 Capital Project Contract Modifications - DRPA

Chief Engineer Venuto presented the Summary Statement and Resolution seeking Board authorization for the Authority to modify previously approved Resolution DRPA-12-083 for the Commodore Barry Bridge Painting and Steel Repairs Project with AECOM. The changes include an additional scope to update the plans, specifications, estimate, and limited construction

monitoring services through construction. The additional costs to the contract will be \$1,127,677.00, making an adjusted contract amount of \$2,359,294.00. Chairwoman Parker inquired whether the Commissioners had any questions for staff concerning the Resolution. There were no questions. Commissioner Lipsett moved to adopt the Resolution and Commissioner Christy seconded the motion. All Commissioners in attendance voted in the affirmative. The motion carried and the Board adopted the Resolution.

DRPA-23-053 Fire Alarm Expansion

PATCO General Manager Rink presented the Summary Statement and Resolution seeking Board authorization to negotiate an agreement with Johnson Controls, Inc. to provide for the expansion of PATCO's Fire Detection System in an amount not to exceed \$252,778.98. The materials and work will be covered under the State of New Jersey Contract number NJ-A-83717 pricing. Chairwoman Parker inquired whether the Commissioners had any questions for staff concerning the Resolution. There were no questions. Commissioner Fentress moved to adopt the Resolution and Commissioner McKinney seconded the motion. All Commissioners in attendance voted in the affirmative. The motion carried and the Board adopted the Resolution.

DRPA-23-054 Transit Car DC Motor Repairs

PATCO General Manager Rink presented the Summary Statement and Resolution seeking Board authorization to negotiate four (4) separate 5-year general services contracts with the firms of: RAM Industrial Services, LLC; Sherwood Electromotion, Inc.; Swiger Coil Systems, A Wabtec Company; and Walco Electric Company. The contracts will be for the repair of transit car traction motors. The total of these four (4) contracts will not exceed \$17,500,000.00 over a five-year term. Chairwoman Parker inquired whether the Commissioners had any questions for staff concerning the Resolution. There were no questions. Commissioner Snell moved to adopt the Resolution and Commissioner Ghormoz seconded the motion. All Commissioners in attendance voted in the affirmative. The motion carried and the Board adopted the Resolution.

**DRPA-23-055 Contract No. PATCO-01-2023 PATCO Ferry Avenue
Station HVAC Replacement**

PATCO General Manager Rink presented the Summary Statement and Resolution seeking Board authorization to negotiate a construction contract with the firm of Gaudelli Bros., Inc. to perform construction services for the Ferry Avenue Station HVAC System Replacement Project, in an amount not to exceed \$104,000.00. Chairwoman Parker inquired whether the Commissioners had any questions for staff concerning the Resolution. There were no questions. Commissioner Fentress moved to adopt the Resolution and Commissioner Ghormoz seconded the motion. All Commissioners in attendance voted in the affirmative. The motion carried and the Board adopted the Resolution.

**DRPA-23-056 Contract No. PATCO-01-2023 PATCO Collingswood
Station HVAC Replacement**

PATCO General Manager Rink presented the Summary Statement and Resolution seeking Board authorization to negotiate a construction contract with the firm of Peterson Service Co., Inc. to perform construction services for the Collingswood Station HVAC System Replacement Project, in an amount not to exceed \$121,153.00. Chairwoman Parker inquired whether the Commissioners had any questions for staff concerning the Resolution. There were no questions. Commissioner Christy moved to adopt the Resolution and Commissioner Snell seconded the motion. All Commissioners in attendance voted in the affirmative. The motion carried and the Board adopted the Resolution.

DRPA-23-057 Two (2) Dump Truck Upfitting Packages

Acting Fleet Director Licata presented the Summary Statement and Resolution seeking Board authorization to negotiate a purchase contract with Intercon Truck Equipment, Inc. for the purchase of two (2) dump truck upfitting packages, in an amount not to exceed \$108,774.68. Chairwoman Parker inquired whether the Commissioners had any questions for staff concerning the Resolution. There were no questions. Commissioner Frattali moved to adopt the Resolution and Commissioner Fentress seconded the motion. All Commissioners in attendance voted in the affirmative. The motion carried and the Board adopted the Resolution.

Approval of Finance Committee Meeting Minutes of July 12, 2023

Chairwoman Parker stated that the Minutes of the July 12, 2023 Finance Committee Meeting were previously provided to all Commissioners. There were no comments or corrections. Commissioner Garganio moved to approve the Minutes and Commissioner Frattali seconded the motion. All Commissioners in attendance voted in the affirmative to approve the Minutes as submitted. The motion carried.

Adoption of Resolution Approved by the Finance Committee on July 12, 2023

Chairwoman Parker stated that there were six (6) Resolutions from the July 12, 2023 Finance Committee Meeting for consideration:

DRPA-23-058 Electronic Surveillance & Integration

Information Services Director Jones presented the Summary Statement and Resolution seeking Board approval for staff to negotiate a contract with ePlus Technology, Inc. for the procurement of hardware upgrades to the Authority's network infrastructure. The contract will provide updated switches to support installation of new cameras in line with PATCO customer safety at four (4) PATCO parking lots and DRPA security, in the amount not to exceed \$229,373.98. This purchase is provided with pricing under the Commonwealth of Pennsylvania's COSTARS 3 Hardware contract. Chairwoman Parker inquired whether the Commissioners had any questions for staff concerning the Resolution. There were no questions. Commissioner Snell moved to adopt the Resolution and Commissioner Lipsett seconded the motion. All Commissioners in attendance voted in the affirmative. The motion carried and the Board adopted the Resolution.

DRPA-23-059 Employee Dental Coverage 2024-2026 (DRPA/PATCO)

Chief Administrative Officer Brown presented the Summary Statement and Resolution seeking Board approval for staff to enter into a three-year contract with Delta Dental of New Jersey to provide dental coverage to active, benefit eligible DRPA and PATCO employees and their eligible dependents. The contract will be for a three-year term, starting January 1, 2024, through December 31, 2026, with an estimated \$408,367.00 annual, 3-year rate guarantee. Chairwoman Parker inquired whether the Commissioners had any questions for staff concerning the Resolution. There were no questions. Commissioner Snell moved to adopt the Resolution and Commissioner McKinney seconded the motion. All Commissioners in attendance voted in the affirmative. The motion carried and the Board adopted the Resolution.

DRPA-23-060 Group Life, AD&D and Disability Coverage 2024-2026 (DRPA/PATCO)

Chief Administrative Officer Brown presented the Summary Statement and Resolution seeking Board approval for staff to enter into a three-year contract with Symetra Life Insurance Company to provide group life and disability coverages for DRPA and PATCO employees and eligible retirees, as well as Short- and Long-Term Disability for active benefit-eligible DRPA and PATCO employees. The contract will be for a three-year term, starting January 1, 2024 through December 31, 2026, with an estimated annual premium of \$1,767,576.00. Chairwoman Parker inquired whether the Commissioners had any questions for staff concerning the Resolution. There were no questions. Commissioner Frattali moved to adopt the Resolution and Commissioner Fentress seconded the motion. All Commissioners in attendance voted in the affirmative. The motion carried and the Board adopted the Resolution.

DRPA-23-061 Broker/Consultant for Health & Welfare Benefits Program

Chief Administrative Officer Brown presented the Summary Statement and Resolution seeking Board approval for staff to appoint Gallagher Benefits Services, Inc. (“Gallagher”) as the broker/consultant for the Authority’s Health & Welfare Benefits Program and to negotiate an agreement with Gallagher with a three-year term, with an additional two (2) one-year options. CAO Brown advised that, after an RFP process and a review of the four (4) proposals, the Evaluation Committee ranked Gallagher (the incumbent) as the top technically ranked firm. The initial three-year term would be for \$435,000.00 annually, with the two (2) additional, one-year exercisable options at \$149,000.00 annually. Chairwoman Parker inquired whether the Commissioners had any questions for staff concerning the Resolution. There were no questions. Commissioner Frattali moved to adopt the Resolution and Commissioner Fentress seconded the motion. All Commissioners in attendance voted in the affirmative. The motion carried and the Board adopted the Resolution.

DRPA-23-062 Broker/Consultant for the Bridge Property Damage and Loss of Toll Revenue Program and the Claims Made Excess Liability Policies

Chief Administrative Officer Brown presented the Summary Statement and Resolution seeking Board approval for staff to appoint Connor, Strong & Buckelew Companies, LLC. (“CSB”) as the Authority’s Bridge Property Damage and Loss of Revenue Program and the Claims Made Excess Liability Policies and to negotiate an agreement with CSB with a three-year term, with an additional two (2) one-year options. CAO Brown advised that, after an RFP process and a review of the three (3) submitted proposals, the Evaluation Committee ranked CSB as the top technically ranked firm. CSB also submitted the lowest three-year, locked-in cost proposal. The initial three-year term would be for not-to-exceed amount of \$110,000.00 annually, with the two (2) additional one-year exercisable options at \$117,700.00 annually. Chairwoman Parker inquired whether the Commissioners had any questions for staff concerning the Resolution. There were no questions. Commissioner Fentress moved to adopt the Resolution and Commissioner Frattali seconded the motion. All Commissioners in attendance voted in the affirmative. The motion carried and the Board adopted the Resolution.

DRPA-23-063 Broker/Consultant for Traditional Property & Casualty Program, including the Pollution Legal Liability Policy

Chief Administrative Officer Brown presented the Summary Statement and Resolution seeking Board approval for staff to appoint Connor, Strong & Buckelew Companies, LLC. (“CSB”) as the Authority’s Traditional Property & Casualty Program, including the Pollution Legal Liability Policy, and to negotiate an agreement with CSB with a three-year term, with an additional two (2), one-year options. CAO Brown advised that, after an RFP process and a review of the four (4) submitted proposals, the Evaluation Committee ranked CSB as the top technically ranked firm. CSB also submitted the lowest three-year, locked-in cost proposal. The initial three-year term would be for not-to-exceed amount of \$141,100.00 annually, with the two (2) additional one-year exercisable options at \$151,100.00 annually. Chairwoman Parker inquired whether the Commissioners had any questions for staff concerning the Resolution. There were no questions. Commissioner Fentress moved to adopt the Resolution and Commissioner Frattali seconded the motion. All Commissioners in attendance voted in the affirmative. The motion carried and the Board adopted the Resolution.

Citizens’ Advisory Committee Report

Corporate Secretary Santarelli stated there was no report for the Citizens’ Advisory Committee.

Unfinished Business

Corporate Secretary Santarelli stated there were no Unfinished Business items.

New Business**DRPA-23-064 Consideration of Pending DRPA Contracts
(Between \$25,000 and \$100,000)**

Contract Administration Manager Ash presented the Summary Statement and Resolution seeking Board authorization for staff to negotiate and enter into the four (4) pending DRPA contracts identified in the attachment to the Resolution. Chairwoman Parker inquired whether the Commissioners had any questions for staff concerning the Resolution. There were no questions. Commissioner Fentress moved to adopt the Resolution and Commissioner Frattali seconded the motion. All Commissioners in attendance voted to approve the motion. The motion carried and the Board adopted the Resolution.

The DRPA Board Meeting was held in abeyance at 9:41 a.m.**Adjournment**

With no further business, Chairwoman Parker proposed an adjournment of the Meeting. Commissioner Fentress moved to adjourn. Commissioner Frattali seconded the motion. All Commissioners in attendance voted in the affirmative. The Meeting adjourned at 9:48 a.m.

Respectfully submitted,



Raymond J. Santarelli, Esquire
General Counsel and Corporate Secretary

2023 First Quarter Financial Statement

DELAWARE RIVER PORT AUTHORITY
BALANCE SHEET
March 31, 2023
UNAUDITED

	<u>Capital Fund</u>	<u>Revenue Fund</u>	<u>General Fund</u>	<u>Restricted Funds Maintenance Fund</u>	<u>Restricted Funds Bond Service Funds</u>	<u>Bond Reserve Funds</u>	<u>Restricted Funds Project Funds</u>	<u>March 31, 2023 Combined Total</u>	<u>December 31, 2022 Combined Total PY</u>
Assets									
Current Assets									
Cash and Cash Equivalents		\$ 1,767,926	\$ 27,856,219					\$ 29,624,145	\$ 29,267,417
Investments			238,120,852					238,120,852	246,385,049
Accounts Receivable net of Allowance		8,990,487	6,531,192					15,521,680	20,864,594
Lease Receivable		3,333,440						3,333,440	1,798,000
Accrued Interest Receivable		-	1,006,426					1,006,426	1,097,249
Transit System and Storeroom Inventories		731,537	7,292,703					8,024,239	7,934,951
Prepaid Expenses		3,857,841	1,577,411					5,435,252	6,579,173
Economic Development Loans net Current Portion			1,104,609					1,104,609	1,125,174
Restricted Assets									
Cash and Cash Equivalents		11,718,075					532,723	\$ 12,250,798	\$ 8,433,684
Investments		8,639,553		6,351,237	31,620,965	88,929,005		135,540,760	185,130,591
Accrued Interest Receivable				23,739	94,130	264,194		382,063	572,956
Total Current Assets	\$ -	\$ 39,038,858	\$ 283,489,412	\$ 6,374,976	\$ 31,715,095	\$ 89,193,199	\$ 532,723	\$ 450,344,263	\$ 509,457,065
Non Current Assets									
Capital Assets net of Accumulated Depreciation									
Land	74,034,450		25,000					\$ 74,059,450	\$ 74,059,450
Construction in Progress	796,558,043							796,558,043	784,689,399
Bridges and Related Buildings and Equipment	678,196,815							678,196,815	691,174,181
Transit Property and Equipment	394,669,918							394,669,918	401,110,124
Port Enhancements	87,568							87,568	135,496
Total Non current Assets	\$ 1,943,546,795	\$ -	\$ 25,000	\$ -	\$ -	\$ -	\$ -	\$ 1,943,571,795	\$ 1,951,166,650
Other									
Lease Receivable		3,697,063						3,697,063	5,683,579
Economic Development Loans net Non Current Portion			7,447,123					7,447,123	7,702,709
Total Other Assets	\$ -	\$ 3,697,063	\$ 7,447,123	\$ -	\$ -	\$ -	\$ -	\$ 11,144,186	\$ 13,386,288
Total Non Current Assets	\$ 1,943,546,795	\$ 3,697,063	\$ 7,472,123	\$ -	\$ -	\$ -	\$ -	\$ 1,954,715,981	\$ 1,964,553,939
Total Assets	\$ 1,943,546,795	\$ 42,735,921	\$ 290,961,534	\$ 6,374,976	\$ 31,715,095	\$ 89,193,199	\$ 532,723	\$ 2,405,060,244	\$ 2,474,011,003
Deferred Outflows of Resources									
Postemployment Benefit Related Amounts									
Pension Related Amounts		20,977,573	12,325,458					33,303,031	33,303,031
Loss on Refunding of Debt	19,041,747		-					19,041,747	20,818,672
Total Deferred Outflows of Resources	\$ 19,041,747	\$ 20,977,573	\$ 12,325,458	\$ -	\$ -	\$ -	\$ -	\$ 52,344,778	\$ 54,121,703
Liabilities									
Current Liabilities									
Accounts Payable									
Retained Amounts on Contracts		282,262	17,108,324					17,390,587	19,071,693
Other Accounts Payable		5,903,241	6,095,961					11,999,202	24,013,354
Accrued Liabilities									
Claims and Judgments		9,400	772,518					781,918	1,231,000
Self Insurance		1,076,386	1,283,417					2,359,803	2,692,000
Pension		115,355	37,996					153,351	201,871
Sick and Vacation Leave Benefits		1,515,991	429,885					1,945,876	3,649,000
Other Accrued Liabilities		485,979	1,172,359					1,658,338	1,579,571
Unearned Revenue		385,888	2,801,660					3,187,547	6,996,834
Liabilities Payable Restricted Assets									
Accrued Interest Payable					11,479,438			11,479,438	23,649,047
Bond Payable - Current	62,680,000		12,370,000					75,050,000	60,105,000
Total Current Liabilities	\$ 62,680,000	\$ 9,774,502	\$ 42,072,121	\$ -	\$ 11,479,438	\$ -	\$ -	\$ 126,006,061	\$ 143,190,369
Non Current Liabilities									
Accrued Liabilities									
Claims and Judgments		14,100	1,158,777					1,172,877	891,852
Self Insurance		1,614,579	1,925,126					3,539,705	3,160,069
Sick and Vacation Leave Benefits		2,273,987	644,827					2,918,814	1,216,845
Net Pension Liability		107,991,846	16,072,091					124,063,937	124,063,937
Other Post Employment Liabilities		34,140,452	3,260,410					37,400,861	37,400,861
Unearned Revenue		578,831	4,202,489					4,781,321	964,752
Bonds Payable net of Amortizations	915,567,730		43,230,430					958,798,160	1,036,118,672
Total Noncurrent liabilities	\$ 915,567,730	\$ 146,613,795	\$ 70,494,150	\$ -	\$ -	\$ -	\$ -	\$ 1,132,675,675	\$ 1,203,817,989
Total Liabilities	\$ 978,247,730	\$ 156,388,297	\$ 112,566,271	\$ -	\$ 11,479,438	\$ -	\$ -	\$ 1,258,681,735	\$ 1,347,008,358
Deferred Inflows of Resources									
Gain on Refunding			1,130,439					6,713,237	1,253,773
OPEB		7,339,602	1,803,675					9,143,277	9,144,277
Leases		6,713,237						6,713,237	7,187,393
Pension Related Amounts		38,561,574	5,342,707					43,904,281	43,904,281
Total Deferred Inflows of Resources	\$ -	\$ 52,614,413	\$ 8,276,821	\$ -	\$ -	\$ -	\$ -	\$ 66,474,033	\$ 61,488,723
Total Net Position	\$ 984,340,812	\$ (145,289,215)	\$ 182,443,900	\$ 6,374,976	\$ 20,235,657	\$ 89,193,199	\$ 532,723	\$ 1,137,832,053	\$ 1,119,635,625

DELAWARE RIVER PORT AUTHORITY
Combined Statements of Revenues, Expenses and Changes in Net Position
For The Periods Indicated (Unaudited)

65

	<i>Period Ended</i>	
	3/31/2023	3/31/2022
Operating Revenues		
Bridges:		
Tolls (Schedule 4)	\$ 74,803,693	\$ 70,594,025
Other Operating Revenues	1,782,057	1,496,997
Total Bridge Operating Revenues	<u>76,585,751</u>	<u>\$ 72,091,022</u>
Transit System:		
Passenger Fares	3,163,688	2,439,056
Other Operating Revenues	207,620	178,292
Total Transit System Operating Revenues	<u>\$ 3,371,308</u>	<u>\$ 2,617,348</u>
Other		
Miscellaneous	58,259	52,300
Total Operating Revenues	<u>\$ 80,015,318</u>	<u>\$ 74,760,669</u>
Operating Expenses		
Operations	11,905,402	11,794,432
Transit System	11,440,275	11,147,304
Community Impact	125,006	125,007
General & Administrative	15,284,182	15,824,311
Depreciation	19,465,500	18,405,527
Total Operating Expenses	<u>\$ 58,220,365</u>	<u>\$ 57,296,583</u>
Operating Income	<u>\$ 21,794,952</u>	<u>\$ 17,464,087</u>
Non Operating Revenues (Expenses)		
Interest Income	4,574,803	(2,382,354)
	<u>\$ 4,574,803</u>	<u>\$ (2,382,354)</u>
Interest on Funded Debt		
Port District Project Refunding Bonds, Series 2022	(155,289)	-
Amortization Gain on 2022 PDP Bond Refunding	123,334	-
Port District Project Refunding Bonds 2012	-	(730,692)
Revenue Bonds, Series A-B 2018	(5,870,375)	(6,621,688)
Amortization Expense Rev Bonds Series A-B 2018	466,449	394,267
Revenue Refunding Bonds 2022	(2,155,898)	-
Revenue Bonds, Series 2013	(2,988,351)	(5,772,044)
Amort Loss on 2013 Bond Refunding	(282,386)	-
Total Interest on Funded Debt	<u>\$ (10,862,516)</u>	<u>\$ (12,730,156)</u>
Economic Development Activities	(6,207)	(13,629)
Gain (Loss) on Assets	-	-
Other Grant Revenues	284,978	5,770,893
Other Non Operating Income	1,736,998	25,856
Other Non Operating Expenses	4	(38,033)
Total Non Operating Revenues (Expenses)	<u>\$ (4,271,939)</u>	<u>\$ (9,367,423)</u>
Income Before Capital Contributions	<u>\$ 17,523,014</u>	<u>\$ 8,096,664</u>
Fed & State Capital Improvement Grants	673,415	20,301
Change in Net Position	<u>\$ 18,196,428</u>	<u>\$ 8,116,965</u>
Net Position, January 1 (YTD) and July 1 (3rd qrt)	\$ 1,119,635,625	\$ 1,013,316,908
Net Position, March 31	<u>1,137,832,053</u>	<u>\$ 1,021,433,873</u>

CONSOLIDATED STATEMENT OF CASH FLOWS
For the Periods Ended March 31, 2023 and March 31, 2022 (Unaudited)
(amounts expressed in thousands)

66

Cash Flow Statement	Periods Ended	
	3/31/2023	3/31/2022
Cash Flows From Operating Activities		
Receipts from Customers and Users	\$ 86,086	\$ 79,785
Payment for Other Goods and Services	(21,898)	(34,325)
Payments for Employee Services	(29,034)	(28,440)
Deferred Inflow Outflow	(597)	-
Net cash Provided by Operating Activities	34,556	17,020
Cash Flows From Non Capital Financing		
Payments for Econ Dev Activity	(6)	(14)
Repayment of Econ Development Loans	276	257
Grants Received	285	5,771
Proceeds from Non Operating Income	1,737	26
Payments for Non Operating Expenses	(557)	(540)
Net Cash Provided by Non Capital Finance	\$ 1,735	\$ 5,500
Cash Flows From Capital Financing		
Acquisition & Construction of Capital Asset	(11,869)	(9,658)
Proceeds From Sale of Capital Assets	-	-
Capital Contributions Received	673	20
Principal Paid on Bonded Debt	(60,105)	(71,730)
Interest Paid on Debt	(23,527)	(28,904)
Net Cash Provided by Capital Finance	\$ (94,827)	\$ (110,272)
Cash Flows From Investing Activities		
Purchase of Investments	(80,480)	(81,507)
Proceeds from Sale/Maturity Investments	138,335	190,412
Interest Received	4,856	(2,204)
Net Cash Provided by Investing Activity	\$ 62,711	\$ 106,702
Net Increase (Decrease) in Cash and Equivalents	\$ 4,175	\$ 18,950
Cash, Beginning of Year	\$ 37,700	\$ 44,205
Cash, End of Period	\$ 41,875	\$ 63,155
Cash at March 31	\$ 41,875	\$ 63,155
Unrestricted	\$ 29,624	\$ 29,267
Restricted	\$ 12,251	\$ 33,887

Combined Supplemental Schedule of Changes in Fund Net Position Information by Fund
For the Periods Ended March 31, 2023 and December 31, 2022 (Unaudited)
(amounts expressed in thousands)

	Capital Fund	Revenue Fund	General Fund	Restricted Maintenance Fund	Restricted Funds Bond Service Funds	Bond Reserve Funds	Restricted Combined Project Funds	March 31, 2023 Total	December 31, 2022 Total
Net Position (Deficiency), January 1	\$ 931,590	\$ (151,978)	\$ 183,888	\$ 6,309	\$ 60,997	\$ 88,298	\$ 533	\$ 1,119,636	\$ 1,013,469
<i>Revenues & Expenses:</i>									
Operating Revenue		76,627	3,389					80,015	332,363
Operating Expenses	(19,465)	(11,905)	(11,565)					(42,936)	(166,588)
General & Administration Expense		(12,114)	(3,170)					(15,284)	(51,153)
Interest/Investment Income		174	3,215	66	176	943	-	4,575	2,496
Interest Expense	243		374		(11,479)			(10,863)	(44,630)
Economic Development Activities			(6)					(6)	(36)
Other Non Operating Revenues (Expenses)		20	1,717					1,737	1,350
Other Grant Revenues			285					285	21,316
Total Revenue & Expenses	\$ (19,222)	\$ 52,802	\$ (5,763)	\$ 66	\$ (11,303)	\$ 943	-	\$ 17,523	\$ 95,118
Gov't Contributions for Cap Improvements			673					673	11,049
Total Interfund Transfers & Payments	\$ 71,974	\$ (46,113)	\$ 3,645	-	\$ (29,458)	\$ (48)		(0)	
Net Position (Deficiency)	\$ 984,341	\$ (145,289)	\$ 182,444	\$ 6,375	\$ 20,236	\$ 89,193	\$ 533	\$ 1,137,832	\$ 1,119,636

DELAWARE RIVER PORT AUTHORITY
Combined Statements of Fiduciary Position
For the Periods Ended March 31, 2023 and December 31, 2022 (Unaudited)
(amounts expressed in thousands)

	March 31, 2023		December 31, 2022	
	Other Post Employment Benefits	Custodial Funds	Other Post Employment Benefits	Custodial Funds
Assets				
Investments	\$ 32,332		\$ 31,850	
Intergovernmental Receivables		\$ 348		\$ 1,260
Accrued Interest Receivable	116		235	
Total Assets	<u>32,448</u>		<u>32,084</u>	<u>\$ 1,260</u>
Liabilities				
Accrued Expenses				
Other	26		26	992
Due to Enterprise Fund Expenses		348		268
Total Liabilities	<u>26</u>		<u>26</u>	<u>1,260</u>
Net Position				
Postemployment Benefits Other Than Pension	<u>32,422</u>		<u>32,059</u>	<u>-</u>
Total Net Position	<u>\$ 32,422</u>	<u>-</u>	<u>\$ 32,059</u>	<u>-</u>

The accompanying notes to combined financial statements are an integral part of this statement.

DELAWARE RIVER PORT AUTHORITY
Combined Statement of Changes in Fiduciary Net Position
For the Periods Ended March 31, 2023 and March 31, 2022 (Unaudited)
(amounts expressed in thousands)
Unaudited

69

	March 31, 2023		March 31, 2022	
	Other Post Employment Benefits	Custodial Funds	Other Post Employment Benefits	Custodial Funds
Additions				
Employer Contributions			\$ -	
Investment Income (Loss)	\$ 388		(683)	
Collections From Project/Funding Partners		\$ 688		\$ -
Total additions	388	688	(683)	-
Deductions				
Benefit Payments				
Administrative Expenses	24		24	
Project Payments		688		-
Total deductions	24	688	24	-
Increase (Decrease) in Net Position	363	-	(708)	-
Net Position, January 1	32,059	-	32,944	-
Net Position, March 31	\$ <u>32,422</u>	<u>-</u>	\$ <u>32,236</u>	<u>-</u>

The accompanying notes to combined financial statements are an integral part of this statement.

DELAWARE RIVER PORT AUTHORITY
Notes to Combined Financial Statements
For the Periods Ended March 31, 2023, and December 31, 2022, Except Where Otherwise Noted
(dollars expressed in thousands)

Note 1. Summary of Significant Accounting Policies

Description of Operations: The Delaware River Port Authority (the "Authority") is a public corporate instrumentality of the Commonwealth of Pennsylvania (the "Commonwealth") and the State of New Jersey (the "State"), created with the consent of Congress by compact legislation between the Commonwealth and the State. The Authority has no stockholders or equity holders. The Authority is vested with the ownership, control, operation, and collection of tolls and revenues of certain bridges spanning the Delaware River; namely, the Benjamin Franklin, Walt Whitman, Commodore Barry, and Betsy Ross bridges. The Authority has also constructed, and owns, a high-speed transit system that is operated by the Port Authority Transit Corporation ("PATCO"). The transit system operates between Philadelphia, Pennsylvania and Lindenwold, New Jersey.

The costs of providing facilities and services to the general public on a continuing basis are recovered primarily in the form of tolls and fares. The Authority is a member of the E-ZPass Interagency Group, the largest interoperable electronic toll collection system in the world, comprised of thirty-eight (38) agencies in twenty (20) states. Through March 31, 2023, customer participation in the E-ZPass electronic toll collection process exceeded eighty percent (80.3%) of its toll collection activity during rush hour periods. Toll revenues collected through E-ZPass exceeded seventy-eight percent (78.4%) of total toll revenues.

The Authority owns its One Port Center headquarters building and leases several floors to various tenants. The building is managed by a real estate management firm, which is overseen by Authority senior management.

Basis of Presentation: The combined financial statements of the Authority have been prepared in conformity with accounting principles generally accepted in the United States of America, as applied to governmental units. The Governmental Accounting Standards Board ("GASB") is the accepted standard setting body for establishing governmental accounting and financial reporting principles.

As part of the Authority's combined financial statements, two funds are maintained: a proprietary fund (enterprise fund) and a fiduciary fund (consisting of another employee benefit trust fund and a custodial fund). The focus of enterprise funds is the measurement of economic resources, that is, the determination of operating income, changes in net position (or cost recovery), financial position, and cash flows. The focus of fiduciary funds is also the measurement of economic resources.

The enterprise fund is maintained on the accrual basis of accounting. Enterprise funds account for activities (i) that are financed with debt that is secured solely by a pledge of the net revenues from fees and charges of the activity; or (ii) that are required by law or regulations that the activity's cost of providing services, including capital cost (such as depreciation or debt service), be recovered with fees and charges, rather than with taxes or similar revenues; or (iii) that the pricing policies of the activity establish fees and charges designed to recover its costs, including capital costs (such as depreciation or debt service). Under this method, revenues are recorded when earned and expenses are recorded when the related liability is incurred.

The fiduciary fund is also maintained on the accrual basis of accounting. The fiduciary fund accounts for the recording and accumulation of other postemployment benefit resources, which are held in trust for the exclusive benefit of the Authority's retirees. This fund is referred to as the "Other Postemployment Benefits" ("OPEB") Trust. In addition, the fiduciary fund maintains custodial funds that account for the recording and accumulation of resources for the proposed Glassboro-Camden Line (GCL) project, which is an 18-mile passenger rail line between Glassboro and Camden in Southern New Jersey. (Note: The Authority is the project manager for the GCL, on behalf of the NJ Transit, and is provided with the authority to implement various pre-development activities for the project. The Authority has **no** financial responsibility related to the funding of the GCL project).

DELAWARE RIVER PORT AUTHORITY
Notes to Combined Financial Statements
For the Periods Ended March 31, 2023, and December 31, 2022, Except Where Otherwise Noted
(dollars expressed in thousands)

Note 1. Summary of Significant Accounting Policies (Continued)

Cash and Cash Equivalents: The Authority considers all highly liquid investments with a maturity of three months or less when purchased to be cash equivalents (Note 2) for purposes of the combined statements of cash flows. In addition, according to the various Indentures of Trust, which govern the flow and accounting of the Authority's financial resources, certain accounts are required to be maintained in order to comply with the provisions of the Indentures of Trust. For the accounts that are restricted, the Authority has recorded the applicable cash and cash equivalents as restricted on the combined financial statements (Note 11).

Investment in Securities: Investments are stated at fair value, generally based on quoted market prices. Certain investments are maintained in connection with the Authority's bonded debt (Notes 3 and 12) and the OPEB Trust. Likewise, as with cash and cash equivalents, the accounts that are restricted as per the various Indentures of Trust have been recorded as restricted investments on the combined financial statements (Note 11).

Accounts Receivable: The Authority establishes a provision for the estimated amount of uncollectible accounts based upon periodic analysis of collection history.

Leases Receivable: Lease receivables recorded on the financial statement represents a contract that conveys control of the right to use the Authority's (lessor) nonfinancial asset. At the commencement of the lease term, the lessor recognizes a lease receivable and a deferred inflow of resources. The lease receivable is measured at the present value of lease payments expected to be received during the lease term. The deferred inflow of resources is measured at the value of the lease receivable plus any payments received at or before the commencement of the lease term that relate to future periods.

Transit System Inventory: Transit system inventory, consisting principally of spare parts for maintenance of transit system facilities, is stated at the lower of cost (first-in, first-out method) or market.

Bond Premiums, Bond Discounts, Gain on Refunding, and Loss on Refunding: Bond premiums and discounts are amortized by the effective interest method from the issue date to maturity and are presented as an adjustment to the face amount of the bonds. Likewise, a gain on refunding and a loss on refunding arising from the issuance of the revenue bonds and port district project bonds are amortized by the effective interest method from the issue date to maturity. The gain on refunding of debt, however, is classified as a deferred inflow of resources and the loss on refunding of debt, however, is classified as a deferred outflow of resources on the combined statements of net position.

Capital Assets: Capital assets are stated at cost, which generally include expenses for legal expenses incurred during the construction period. Capital assets also include the cost incurred for port-related projects, and improvements, enlargements and betterments to the original assets. Replacements of existing assets (except for primarily police and certain other vehicles whose estimated useful life is two years or less) are also recorded at cost. The related costs and accumulated depreciation of the property replaced are removed from the respective accounts, and any gain or loss on disposition is credited or charged to non-operating revenues or expenses. Assets capitalizable generally have an original cost of five thousand dollars or more and a useful life in excess of three years. Depreciation and amortization are provided using the straight-line method over the estimated useful lives of the related assets, including those financed by federal and state contributions (Notes 7 and 13).

DELAWARE RIVER PORT AUTHORITY
Notes to Combined Financial Statements
For the Periods Ended March 31, 2023, and December 31, 2022, Except Where Otherwise Noted
(dollars expressed in thousands)

Note 1. Summary of Significant Accounting Policies (Continued)

Capital Assets (Continued): Asset lives used in the calculation of depreciation are generally as follows:

Bridges, freeways and tunnels	100 years
Buildings, stations and certain bridge components	35 - 50 years
Electrification, signals and communications system	30 - 40 years
Transit cars, machinery and equipment	10 - 25 years
Computer equipment, automobiles and other equipment	3 - 10 years

Maintenance and Repairs: Maintenance and repair costs considered necessary to maintain bridge facilities in good operating condition are charged to operations as incurred.

Self-insurance: The Authority provides for the uninsured portion of potential public liability and workers' compensation claims through self-insurance programs and charges current operations for estimated claims to be paid (Note 14).

Pensions: For purposes of measuring the net pension liability, deferred outflows of resources and deferred inflows of resources related to pensions, and pension expense, information about the fiduciary net position of the Pennsylvania State Employees' Retirement System ("SERS") and the State of New Jersey Public Employees' Retirement System ("PERS"), and additions to/deductions from SERS and PERS fiduciary net position, have been determined on the same basis as reported by the plans. For this purpose, benefit payments (including refunds of employee contributions) are recognized when due and payable in accordance with the benefit terms. Investments are reported at fair value.

Postemployment Benefits Other Than Pensions ("OPEB"): For purposes of measuring the net OPEB liability, deferred outflows of resources and deferred inflows of resources related to OPEB, and OPEB expense, information about the fiduciary net position of the Authority's OPEB Trust and additions to/deductions from the OPEB Trust's fiduciary net position have been determined on the same basis as they are reported by the OPEB Trust. For this purpose, the OPEB Trust recognizes benefit payments when due and payable in accordance with the benefit terms. Investments are reported at fair value.

Economic Development Activities: The Authority establishes loan loss provisions for economic development loans receivable, based upon collection history and analysis of creditor's ability to pay. The Authority has established a loss reserve in the amount of \$1,345 as of March 31, 2023, and December 31, 2022, for its economic development loans outstanding.

Net Position: Net position is classified in the following three components:

Net Investment in Capital Assets: This component of net position consists of capital assets, net of accumulated depreciation, reduced by the outstanding balances of any bonds, notes or other borrowings, and deferred outflows of resources and deferred inflows of resources that are attributable to the acquisition, construction, or improvement of those assets or related debt. If there are significant unspent related debt proceeds at year-end, the portion of the debt attributable to the unspent proceeds is not included in the calculation of net investment in capital assets. Rather, that portion of the debt is included in the same net position component as the unspent proceeds.

Restricted: This component of net position consists of external constraints imposed by creditors (such as debt covenants), grantors, contributors, laws or regulations of other governments, or constraints imposed by law through constitutional provisions or enabling legislation, that restricts the use of net position.

Unrestricted: This component of net position consists of a net position that does not meet the definition of "restricted" or "net investment in capital assets." This component includes net position that may be allocated for specific purposes by the Board. A deficiency will require future funding.

DELAWARE RIVER PORT AUTHORITY
Notes to Combined Financial Statements
For the Periods Ended March 31, 2023, and December 31, 2022, Except Where Otherwise Noted
(dollars expressed in thousands)

Note 1. Summary of Significant Accounting Policies (Continued)

Operating and Non-Operating Revenues and Expenses: Operating revenues include all revenues derived from facility charges (i.e., toll revenues, which include E-ZPass revenues), PATCO operations (passenger fare, advertising and parking), and other revenue sources. Non-operating revenues principally consist of interest income earned on various interest-bearing accounts and on investments in debt securities and other grant revenues.

Operating expenses include expenses associated with the operation, maintenance, and repair of the bridges, PATCO, and general administrative expenses. Non-operating expenses principally include expenses attributable to the Authority's interest on funded debt and economic development activities.

When both restricted and unrestricted resources are available for use, it is the Authority's policy to use restricted resources first, then unrestricted resources as they are needed.

Debt Management: Total outstanding bond debt reflected on the combined statements of net position is net of unamortized bond discounts and premiums (Note 12).

Derivative Instruments: The Authority was a party to one (1) forward delivery agreement during 2021 and 2022, related to the debt service reserve for the 2012 Port District Project Bonds (Note 4). This forward delivery agreement allowed the Authority to earn a guaranteed fixed rate of return over the life of the investments in the reserve. In November 2022, the Authority terminated the forward agreement.

Budget: In accordance with Section 5.15 of the 1998 Revenue Refunding Bonds Indenture of Trust and its Supplemental Indentures and Section 5.07 of the 2022 Port District Project ("PDP") Bond Indentures of Trust, the Authority must annually adopt an Annual Budget on or before December 31 for the ensuing year. (Note: An Annual Budget for the 2012 PDP Bonds was not necessary for the year 2023 since all remaining bonds were refunded prior to the end of 2022.) For the Revenue Bonds, Section 5.15 of the 1998 Revenue Refunding Bond Indenture of Trust requires that the Authority, on or before December 31, in each year, adopt a final budget for the ensuing year of (i) operational expenses, (ii) the PATCO Subsidy, (iii) the amount to be deposited to the credit of the Maintenance Reserve Fund, and (iv) the estimated amounts to be deposited into the Debt Service Fund, the Debt Service Reserve Fund, and the Rebate Fund. Each Annual Budget must also contain the Authority's projections of revenues for the ensuing year demonstrating compliance with the covenant as to facility charges as set forth in Section 5.09 of the Indentures of Trust. On or before December 31 in each year, the Authority must file a copy of the Annual Budget for the ensuing year with the Trustee. The Authority did adopt an Annual Budget for 2023 prior to the December 31, 2022 deadline.

The Port District Project Bond Indentures require the following: the adopted budget must set forth, inter alia, the PATCO Subsidiary, the amount of any operating subsidy paid or payable by the Authority to or for the account of any other subsidiary of the Authority (including, without limitation, the Port of Philadelphia and Camden) and all other material operating expenses of the Authority payable from the General Fund (see Note 11 for description of funds established under the Trust Indentures). The Authority must also include the debt service payable on the bonds and any additional subordinated indebtedness during the ensuing year and all amounts required to be paid by the Authority into the Debt Service Reserve Fund or the Rebate Fund or to any Reserve Fund Credit Facility issuer during the ensuing year. On or before December 31, in each year, the Authority must file a copy of the Annual Budget for the ensuing year with the Trustees and Credit Facility Issuer.

The Authority filed the appropriate budgets for 2023 and 2022, as described above, to its bond trustees by December 31, 2022, and 2021, in compliance with the bond indentures. These budgets became effective on January 1 of the subsequent year.

DELAWARE RIVER PORT AUTHORITY
Notes to Combined Financial Statements
For the Periods Ended March 31, 2023, and December 31, 2022, Except Where Otherwise Noted
(dollars expressed in thousands)

Note 1. Summary of Significant Accounting Policies (Continued)

Budget (Continued): The Authority may at any time adopt an amended or supplemental Annual Budget for the remainder of the then-current year, which shall be treated as the Annual Budget under the provisions of the Indentures of Trust. A copy of any amended or supplemental Annual Budget must be promptly filed with the Trustees.

Interfunds: Interfund receivables/payables represent amounts that are owed, other than charges for goods and services rendered, to/from a particular fund. These receivables/payables are eliminated during the aggregation process.

Use of Estimates: The preparation of financial statements in conformity with accounting principles generally accepted in the United States of America requires management to make estimates and assumptions that affect the reported amounts of assets and liabilities and disclosure of contingent assets and liabilities at the date of the combined financial statements and the reported amounts of revenues and expenses during the reporting period. Actual results could differ from those estimates.

Income Taxes: The Authority is a public corporate instrumentality of the State of New Jersey and the Commonwealth of Pennsylvania, and is described in its amended governing Compact, has been “deemed to be exercising an essential government function in effectuating such purposes,” and therefore is exempt from income taxes pursuant to the Internal Revenue Code (Section 115).

Note 2. Cash and Cash Equivalents

Custodial Credit Risk Related to Deposits: Custodial credit risk is the risk that, in the event of a bank failure, the Authority’s deposits might not be recovered. The Authority does not have a deposit policy for custodial credit risk; however, the Authority has agreements with various banks where most of the deposits are collateralized or secured by U.S. Treasury notes or through a Federal Home Loan Bank Letter of Credit.

Note 3. Investment in Securities

Excluding the investments of the OPEB Trust, the Authority’s investments in various securities are maintained for specified funds in accordance with the provisions of the Indenture of Trust adopted as of July 1, 1998 (revised in 2018) or the Authority’s General Fund investment policy (for unrestricted investments), which was revised and became effective on March 15, 2019 (see reference below under *Interest Rate Risk*).

Custodial Credit Risk Related to Investments: For an investment, custodial credit risk is the risk that, in the event of the failure of the counterparty, the Authority will not be able to recover the value of its investments or collateral securities that are in possession of an outside party. The Authority’s investments at March 31, 2023 and December 31, 2022 totaled \$373,662 and \$431,516, respectively. These investments consisted of short-term investments, asset backed securities, commercial paper, corporate bonds and notes, U.S. federal agency notes and bonds, and U.S. government treasuries. All of the Authority’s investments are maintained in the Authority’s name, by a third-party financial institution acting as the Authority’s agent.

The short-term investments primarily consist of money market funds and certificates of deposits with a maturity of greater than one year. Since these funds are held by a third-party financial institution, and it is the policy of the Authority to re-invest these funds in investments with longer maturities, these amounts have been classified as investments, as opposed to cash and cash equivalents, in the combined statements of net position.

DELAWARE RIVER PORT AUTHORITY
Notes to Combined Financial Statements
For the Periods Ended March 31, 2023, and December 31, 2022, Except Where Otherwise Noted
(dollars expressed in thousands)

Note 3. Investment in Securities (Continued)

Interest Rate Risk: The Authority's General Fund investment policy (approved by the Board in February 2019) limits investment maturities (on unrestricted investments) as a means of managing its exposure to fair value losses arising from increasing interest rates and is as follows: the average effective duration of the portfolio is not to exceed thirty-six (36) months, and the maximum effective duration of any individual security is not to exceed seven (7) years, unless otherwise specified.

Credit Risk: Investments are purchased in accordance with the 1998 Indenture of Trust and its Supplemental Indenture and General Fund investment parameters and generally include U.S. government obligations, money market funds, obligations of U.S. agencies or instrumentalities, and obligations of public agencies or municipalities rated in either of the two highest rating categories by Standard & Poor's Ratings or Moody's Investors Service. In accordance with the 1998 Indenture of Trust and its Supplemental Indentures and its General Fund investment guidelines, the Authority invests in corporate bonds and commercial paper rated A-1 by Standard & Poor's Corporation. Guaranteed income contracts are collateralized by U.S. government and agency securities, and debt obligations having a rating in the highest rating category from Moody's Investors Service or Standard & Poor's Rating Services.

Concentration of Credit Risk: The Authority's investment policy on the concentration of credit risk for its General Fund investments states that no limitations exist on the purchase of investments in obligations of the U.S. government and U.S. federal agencies since they are fully guaranteed or backed by the U.S. government.

For the purchase of investments in obligations of all other issuers, total investments held from any one issuer shall not exceed ten percent (10%) of the aggregate market value of the entire portfolio, except for repurchase agreements, which, from any one issuer, shall not exceed twenty-five percent (25%) of the aggregate market value of the portfolio.

OPEB Trust

As previously stated, the OPEB Trust accounts for the recording and accumulation of other postemployment benefit resources (Authority contributions), which are held in trust for the exclusive benefit of the Authority's retirees. These contributions are invested by the Authority.

Custodial Credit Risk Related to Investments: The Authority's investments at March 31, 2023 and December 31, 2022, totaled \$32,332 and \$31,850, respectively. These investments consisted of money market funds, corporate bonds and notes, U.S. federal agency notes and bonds, and U.S. government treasuries. All the Authority's investments are maintained in the Authority's name, by a third-party financial institution acting as the Authority's agent.

As of March 31, 2023, and December 31, 2022, the Authority had the following investments in the OPEB Trust:

Investment	Fair Value Hierarchy Level	Fair Value	
		31-Mar-23	31-Dec-22
Money market funds	Level 1	\$ 6,916	\$ 2,922
Corporate bonds and notes	Level 1	3,877	3,957
U.S. federal agency notes and bonds	Level 1	563	640
U.S. government treasuries	Level 1	20,977	24,331
Total		<u>\$ 32,332</u>	<u>\$ 31,850</u>

DELAWARE RIVER PORT AUTHORITY
Notes to Combined Financial Statements
For the Periods Ended March 31, 2023, and December 31, 2022, Except Where Otherwise Noted
(dollars expressed in thousands)

Note 3. Investment in Securities (Continued)

Interest Rate Risk: The Authority's investment policy for the OPEB Trust calls for investments predominately in fixed income assets (corporate bonds, US treasury and agency paper, totaling approximately 91% of the portfolio), with the remainder held in high quality money market securities.

Credit Risk: As of March 31, 2023, the actual ratings by Moody's for the OPEB Trust investments were as follows:

Actual Rating	Corporate Bonds and Notes	U.S. Federal Agency Notes and Bonds	U.S. Government Treasuries
Aaa	\$ 299	\$ 515	\$ 20,977
Aa2	288		
A1	1,110		
A2	1,220		
Other	959	48	
	<u>\$ 3,877</u>	<u>\$ 563</u>	<u>\$ 20,977</u>

Note 4. Derivative Instruments

Forward Delivery Agreement (Terminated)

As of March 31, 2023, the Authority is no longer party to any forward delivery agreement. The Reserve Fund Forward Delivery agreement related to the 2012 Port District Project Refunding Bonds, was terminated on November 17, 2022. As consideration for termination of the agreement, the Authority received a sum of \$500,000, which funds were used in the 2022 PDP Refunding Bond transaction as a source of funds.

Note 5. Accounts Receivable and Leases Receivable

Accounts receivable for March 31, 2023, and December 31, 2022, are as follows:

	3/31/2023	12/31/2022
Reimbursements from governmental agencies -		
Federal Transit Administration	\$ 5,150	\$ 5,017
Reimbursements from other governmental agencies	571	5,399
Development projects	3,500	3,500
E-ZPass bridge tolls from other agencies	8,753	8,995
Other	1,049	1,454
	<u>19,022</u>	<u>24,365</u>
Gross receivables	19,022	24,365
Less: allowance for uncollectibles	(3,500)	(3,500)
	<u>\$ 15,522</u>	<u>\$ 20,865</u>
Net total receivables		

The Authority is reporting leases receivable of \$7,031 at March 31, 2023. The Authority reported lease revenue of \$593 and lease interest income of \$65 related to lease payments received during the period ended March 31, 2023. The leases are summarized as follows:

DELAWARE RIVER PORT AUTHORITY
Notes to Combined Financial Statements
For the Periods Ended March 31, 2023, and December 31, 2022, Except Where Otherwise Noted
(dollars expressed in thousands)

Note 5. Accounts Receivable and Leases Receivable (Continued)

Lease Description	Lease Receivable	Lease Revenue	Lease Interest Income
Licenses	\$ 1,788	\$ 126	\$ 17
One Port Center	4,755	428	43
Parking	487	38	5
	<u>\$ 7,031</u>	<u>\$ 593</u>	<u>\$ 65</u>

The Authority owns land and certain structures and leases a portion of the land to billboard companies who constructed billboards for advertising purposes. In addition, land and structures owned by the Authority are leased to communication companies that run fiber optic cables across the structures and along the right of way. The Authority currently has eight (8) lease agreements with terms ranging from four to sixteen years, with options to renew. The Authority is receiving payments up through 2036 for base rent, and in some cases a portion of the advertising revenue.

The Authority owns an office building and occupies 51.80% and has several rental agreements with tenants for the remaining 48.20%. The terms of the agreements range from three to seven years, with options to renew which must be approved by both parties and the DRPA Board of Commissioners. The Authority is receiving fixed minimum monthly guaranteed (MAG) payments up through 2027.

The Authority owns a partial of land that is leased to a company that uses it for parking. The term of the agreement is for fourteen years, with options to renew. The Authority is receiving fixed payments through 2034.

Note 6. Changes in Long-Term Liabilities

Long-term liability activity for the year ended March 31, 2023, is as follows:

	Beginning Balance	Increases	Decreases	Ending Balance	Due within 1 Year
Bonds payable					
2022 Port District Project Refunding Bonds	\$ 53,305			\$ 53,305	\$ 12,370
2013 Revenue Bonds	243,945			243,945	
2018 Revenue Bonds	529,735		(60,105)	469,630	\$ 62,680
2022 Revenue Refunding Bonds	220,360			220,360	
Issuance discounts/premiums	48,879		(2,271)	46,608	
Total bonds payable	<u>1,096,224</u>	<u>-</u>	<u>(62,376)</u>	<u>1,033,848</u>	<u>75,050</u>
Other liabilities					
Claims and judgments	\$ 2,123	\$ 1,360	(1,528)	1,955	782
Self-insurance	5,852	529	(481)	5,900	2,360
Sick and vacation leave	4,866		(1)	4,865	1,946
Net pension liability	124,064			124,064	
Unearned revenue	7,962			7,969	3,188
Other postemployment benefits	37,401			37,401	
Total other liabilities	<u>182,268</u>	<u>1,888</u>	<u>(2,010)</u>	<u>182,153</u>	<u>8,275</u>
Total long-term liabilities	<u>\$ 1,278,492</u>	<u>\$ 1,888</u>	<u>\$ (64,386)</u>	<u>\$ 1,216,001</u>	<u>\$ 83,325</u>

DELAWARE RIVER PORT AUTHORITY
Notes to Combined Financial Statements
For the Periods Ended March 31, 2023, and December 31, 2022, Except Where Otherwise Noted
(dollars expressed in thousands)

Note 6. Changes in Long-Term Liabilities (Continued)

Long-term liability activity for the year ended December 31, 2022, is as follows:

	Beginning Balance	Increases	Decreases	Ending Balance	Due within 1 Year
Bonds payable					
2012 Port District Project Refunding Bonds	\$ 95,780		\$ (95,780)		
2022 Port District Project Refunding Bonds		\$ 53,305		\$ 53,305	
2013 Revenue Bonds	476,585		(232,640)	243,945	
2018 Revenue Bonds	587,380		(57,645)	529,735	\$ 60,105
2022 Revenue Refunding Bonds		220,360		220,360	
Issuance discounts/premiums	63,529	2,546	(17,196)	48,879	
Total bonds payable	1,223,274	276,211	(403,261)	1,096,224	60,105
Other liabilities					
Claims and judgments	745	\$ 1,782	(404)	2,123	1,231
Selfinsurance	6,074	2,469	(2,691)	5,852	2,692
Sick and vacation leave	5,380	12,495	(13,009)	4,866	3,649
Net pension liability	155,785	51,412	(83,133)	124,064	
Unearned revenue	7,845	9,155	(9,038)	7,962	6,997
Other postemployment benefits	66,604	5,073	(34,276)	37,401	
Total other liabilities	242,433	82,386	(142,551)	182,268	14,569
Total long-term liabilities	\$ 1,465,707	\$ 358,597	\$ (545,812)	\$ 1,278,492	\$ 74,674

Note 7. Capital Assets

Capital assets for the year ended March 31, 2023, were as follows:

	Beginning Balance	Increases	Decreases	Ending Balance
Capital assets not being depreciated				
Land	\$ 74,059			\$ 74,059
Construction in progress	784,689	\$ 11,869		796,558
Total capital assets not being depreciated	858,748	11,869	-	870,617
Capital assets being depreciated				
Bridges and related building and equipment	1,539,077			1,539,077
Transit property and equipment	808,158			808,158
Port enhancements	6,704			6,704
Total capital assets being depreciated	2,353,938	-	-	2,353,939
Less: accumulated depreciation for:				
Bridges and related building and equipment	(847,903)	(12,977)		(860,880)
Transit property and equipment	(407,048)	(6,440)		(413,488)
Port enhancements	(6,568)	(48)		(6,616)
Total accumulated depreciation	(1,261,519)	(19,465)		(1,280,984)
Total capital assets being depreciated, net	1,092,419	(19,465)	-	1,072,954
Total capital assets, net	\$ 1,951,167	\$ (7,597)	\$ -	\$ 1,943,572

DELAWARE RIVER PORT AUTHORITY
Notes to Combined Financial Statements
For the Periods Ended March 31, 2023, and December 31, 2022, Except Where Otherwise Noted
(dollars expressed in thousands)

Note 7. Capital Assets (Continued)

Capital assets for the year ended December 31, 2022, were as follows:

	Beginning Balance	Increases	Decreases	Ending Balance
Capital assets not being depreciated				
Land	\$ 74,059			\$ 74,059
Construction in progress	822,787	\$ 80,078	\$ (118,176)	784,689
Total capital assets not being depreciated	896,846	80,078	(118,176)	858,748
Capital assets being depreciated				
Bridges and related building and equipment	1,416,516	123,201	(640)	1,539,077
Transit property and equipment	804,056	4,193	(91)	808,158
Port enhancements	6,703			6,703
Total capital assets being depreciated	2,227,275	127,394	(731)	2,353,938
Less: accumulated depreciation for:				
Bridges and related building and equipment	(798,806)	(49,729)	632	(847,903)
Transit property and equipment	(381,326)	(25,812)	90	(407,048)
Port enhancements	(6,374)	(194)		(6,568)
Total accumulated depreciation	(1,186,506)	(75,735)	722	(1,261,519)
Total capital assets being depreciated, net	1,040,769	51,659	(9)	1,092,419
Total capital assets, net	\$ 1,937,615	\$ 131,737	\$ (118,185)	\$ 1,951,167

Total depreciation expense for the years ended March 31, 2023, and December 31, 2022, was \$19,465 and \$75,735, respectively.

Note 8. Deferred Compensation Plan

The Authority offers its employees a deferred compensation plan in accordance with Internal Revenue Code Section 457. The plan, available to all full-time employees, permits them to defer a portion of their salary until future years. The deferred compensation is not available to employees until termination, retirement, death, or unforeseeable emergency. The Authority does not make any contributions to the plan. To comply with changes in federal regulations and GASBS 32, *Accounting and Financial Reporting for Internal Revenue Code 457 Deferred Compensation Plans*, the Authority amended the plan in 1998 so that all amounts of compensation deferred under the plan, all property and rights purchased with those amounts, and all income attributable to those amounts, property, or rights are solely the property of the employees.

Note 9. Pension Plans

Employees of the Authority participate in the Pennsylvania State Employees' Retirement System ("SERS"), the State of New Jersey Public Employees' Retirement System ("PERS"), or the Teamsters Pension Plan of Philadelphia and Vicinity.

DELAWARE RIVER PORT AUTHORITY
Notes to Combined Financial Statements
For the Periods Ended March 31, 2023, and December 31, 2022, Except Where Otherwise Noted
(dollars expressed in thousands)

Note 9. Pension Plans (Continued)

General Information about the Plans

Plan Descriptions

Pennsylvania State Employees' Retirement System: The Pennsylvania State Employees' Retirement System is the administrator of a cost-sharing multiple-employer defined benefit pension plan established by the Commonwealth of Pennsylvania ("Commonwealth") to provide pension benefits for employees of state government and certain independent agencies. SERS is a component unit of the Commonwealth and is included in the Commonwealth's financial report as a pension trust fund. Membership in SERS is mandatory for most state employees. Members and employees of the General Assembly, certain elected or appointed officials in the executive branch, department heads, and certain employees in the field of education are not required but are given the option to participate.

SERS provides retirement, death, and disability benefits. Article II of the Commonwealth's constitution assigns the authority to establish and amend the benefit provision of the plan to the General Assembly. Member retirement benefits are determined by taking years of credited service, multiplied by final average salary, multiplied by 2%, multiplied by class of service multiplier. According to the State Employees' Retirement Code, all obligations of SERS will be assumed by the Commonwealth should SERS terminate.

The Pennsylvania State Employees' Retirement System issues a publicly available annual financial report, including financial statements, which may be obtained by writing to Pennsylvania State Employees' Retirement System, 30 North 3rd Street, Suite 150, Harrisburg, Pennsylvania 17101.

State of New Jersey Public Employees' Retirement System: The Public Employees' Retirement System ("PERS") is the administrator of a cost-sharing multiple-employer defined benefit pension plan established by the State of New Jersey ("State") which was established as of January 1, 1955, under the provisions of N.J.S.A. 43:15A. The PERS' designated purpose is to provide retirement, death, disability, and medical benefits to certain qualified members. Membership in the PERS is mandatory for some full-time employees of the Authority, provided the employee is not required to be a member of another state-administered retirement system or other state pensions fund or local jurisdiction's pension fund. The PERS' Board of Trustees is primarily responsible for the administration of the PERS.

The State of New Jersey Public Employees' Retirement System issues a publicly available annual financial report, including financial statements, which may be obtained by writing to State of New Jersey, Division of Pensions and Benefits, P.O. Box 295, Trenton, New Jersey 08625-0295.

Teamsters Pension Plan of Philadelphia and Vicinity: The Teamsters Health and Welfare Fund of Philadelphia and Vicinity (the "Fund") covers all eligible employees working for employers who have a collective bargaining agreement with a Teamsters local union which is party to the Fund and under which the employers have agreed to make contributions to the Fund on the employees' behalf in accordance with negotiated hourly rates. The Fund is a cost-sharing multiple-employer defined benefit that was established under the terms of collective bargaining agreements between the employers and Teamsters local unions (the local unions), located in central and northeast portions of Pennsylvania, along the eastern shore of Maryland, Maine, New York, and Ohio, and is not a state or local governmental pension plan. The Fund is generally non-contributory but does provide for participant contributions under the Consolidated Omnibus Budget Reconciliation Act (COBRA). The Fund provides health and other benefits to eligible participants who are covered under collective bargaining agreements, or other written agreements, with the local unions. The Fund is administered by a Board of Trustees (Trustees) with equal representation by the employers and the local unions and is subject to the provisions of the Employee Retirement Income Security Act of 1974, as amended (ERISA). Benefit terms are established, and amended, by the Trustees. The Authority is not subject to any provisions regarding withdrawal from the Fund.

DELAWARE RIVER PORT AUTHORITY
Notes to Combined Financial Statements
For the Periods Ended March 31, 2023, and December 31, 2022, Except Where Otherwise Noted
(dollars expressed in thousands)

Note 9. Pension Plans (Continued)

General Information about the Plans (Continued)

Plan Descriptions (Continued)

Teamsters Pension Plan of Philadelphia and Vicinity (Continued): The Teamsters Pension Plan of Philadelphia and Vicinity issues a publicly available annual financial report, including financial statements, which may be obtained by writing to Teamsters Pension Plan of Philadelphia and Vicinity, Fourth and Cherry Streets, Philadelphia, Pennsylvania 19106.

Vesting and Benefit Provisions

Pennsylvania State Employees' Retirement System: A member may retire after completing three years of service and after reaching normal retirement age (the age of 60, except police officers at age 50, or the age at which 35 years of service has been completed, whichever occurs first). Benefits vest after five years of service, or after 10 years of service for those hired on or after January 1, 2011. If an employee terminates his or her employment after at least five years of service (10 years if hired on or after January 1, 2011) but before the normal retirement age, he or she may receive pension benefits immediately or defer pension benefits until reaching retirement age. Employees who retire after reaching the normal retirement age with at least three years of credited service who started on or prior to December 31, 2010 are entitled to receive pension benefits equal to 2.5% (2.0% for employees starting on or after January 1, 2011, unless they opt to pay more to be eligible for the 2.5%) of their final average compensation (average of the three highest years in earnings) times the number of years for which they were a participant in the plan. The pension benefits received by an employee who retires after five years of credited service but before normal retirement age are reduced for the number of years that person is under normal retirement age.

Pension provisions include death benefits, under which the surviving beneficiary may be entitled to receive the employee's accumulated contributions less the amount of pension payments that the employee received, the present value of the employees' account at retirement less the amount of pension benefits received by the employee, the same pension benefits formerly received by the employee, or one-half of the monthly pension payment formerly received by the employee. The maximum pension benefit to the employee previously described may be reduced depending on the benefits elected for the surviving beneficiary.

State of New Jersey Public Employees' Retirement System: The vesting and benefit provisions are set by N.J.S.A. 43:15A. PERS provides retirement, death and disability benefits. All benefits vest after ten years of service.

The following represents the membership tiers for PERS:

<u>Tier</u>	<u>Definition</u>
1	Members who were enrolled prior to July 1, 2007
2	Members who were eligible to enroll on or after July 1, 2007 and prior to November 2, 2008
3	Members who were eligible to enroll on or after November 2, 2008 and prior to May 22, 2010
4	Members who were eligible to enroll on or after May 22, 2010 and prior to June 28, 2011
5	Members who were eligible to enroll on or after June 28, 2011

Service retirement benefits of 1/55th of final average salary for each year of service credit is available to tiers 1 and 2 members upon reaching age 60 and to tier 3 members upon reaching age 62. Service retirement benefits of 1/60th of final average salary for each year of service credit is available to tier 4 members upon reaching age 62 and tier 5 members upon reaching age 65. Early retirement benefits are available to tiers 1 and 2 members before reaching age 60, tiers 3 and 4 with 25 years or more of service credit before age 62, and tier 5 with 30 or more years of service credit before age 65.

DELAWARE RIVER PORT AUTHORITY
Notes to Combined Financial Statements
For the Periods Ended March 31, 2023, and December 31, 2022, Except Where Otherwise Noted
(dollars expressed in thousands)

Note 9. Pension Plans (Continued)

General Information about the Plans (Continued)

Vesting and Benefit Provisions (Continued)

State of New Jersey Public Employees' Retirement System (Continued): Benefits are reduced by a fraction of a percent for each month that a member retires prior to the age at which a member can receive full early retirement benefits in accordance with their respective tier. Tier 1 members can receive an unreduced benefit from age 55 to age 60 if they have at least 25 years of service. Deferred retirement is available to members who have at least 10 years of service credit and have not reached the service retirement age for the respective tier.

Teamsters Pension Plan of Philadelphia and Vicinity: A member may retire at the later of (a) the date the employee reaches 65 or (b) the tenth anniversary of the employee's commencement of participation in the plan. Additionally, employees are eligible for early retirement after 10 years of participation in the plan and (a) completion of 30 years of vested service or (b) attainment of age 50 and completion of 10 years of vested service. Benefits vest after 10 years of service. An employee who retires on or after his or her normal retirement age is entitled to receive benefits based on his or her credited years of service multiplied by a monthly benefit rate, which is determined based on the employer's daily contributions. The benefits are subject to maximum rates that vary according to employer daily contribution rates. Members may also receive benefits after early retirement at reduced rates, depending on age at retirement.

An employee who qualifies for disability retirement benefits (total and permanent disability with 10 years of vested service and 5 years of continuous service with at least 300 covered days of contributions) is entitled to receive two hundred dollars per month until retirement age, when retirement benefits would commence.

Provisions include surviving spouse death benefits, under which the surviving spouse is entitled to a 50% survivor annuity in certain cases.

At December 31, 2022, 2021, and 2020, the Authority had 206, 212, and 220 employees, respectively, covered by the Fund.

Contributions

Pennsylvania State Employees' Retirement System: The contribution requirements of plan members and the Authority are established and amended by the Pennsylvania State Employees' Retirement System Board. As of January 1, 2011, employee's contribution rates range from 4% to 10% of their gross earnings depending on their plan selection.

Employer contribution rates are certified by the SERS Board annually, typically in April of each year to become effective the following fiscal year beginning in June. It is customary for rates to result from an independent actuarial valuation of the pension fund. The employer contribution rate is set so that it can fund all retirement benefits earned by employees working during the year and pay toward any unfunded liability that may exist. In some cases, however, the actuarially calculated employer contribution rate has been set or adjusted by Pennsylvania law.

The Authority's contractually required contribution rate for the years ended December 31, 2022 and 2021 was 34.47% and 34.67%, respectively, of the Authority's covered payroll, and the Authority's contractually required quarterly contributions to the pension plan for 2022 and 2021 totaled \$16,851 (includes \$108 of accrued pension liability) and \$16,567 (includes \$54 of accrued pension liability), respectively. Employee contributions to the plan during 2022 and 2021 were \$3,655 and \$3,514, respectively.

DELAWARE RIVER PORT AUTHORITY
Notes to Combined Financial Statements
For the Periods Ended March 31, 2023, and December 31, 2022, Except Where Otherwise Noted
(dollars expressed in thousands)

Note 9. Pension Plans (Continued)

General Information about the Plans (Continued)

Contributions (Continued)

State of New Jersey Public Employees' Retirement System: The contribution policy is set by N.J.S.A. 43:15A and requires contributions by active members and contributing employers. Pursuant to the provisions of Chapter 78, P.L. 2011, the member contribution rate is currently 7.50% of base salary, effective July 1, 2018. Employers' contributions are based on an actuarially determined amount, which includes the normal cost and unfunded accrued liability.

The Authority's contractually required contribution rate for the years ended December 31, 2022 and 2021 was 16.77% and 15.97%, respectively, of the Authority's covered payroll. This amount was actuarially determined as the amount that, when combined with employee contributions, is expected to finance the costs of benefits earned by employees during the year, including an additional amount to finance any unfunded accrued liability. The Authority's contractually required contributions to the pension plan for the years ended December 31, 2022 and 2021 were \$135 and \$126, which is and was due on April 1, 2023 and April 1, 2022, respectively. Employee contributions to the plan during 2022 and 2021 were \$60 and \$59, respectively.

Teamsters Pension Plan of Philadelphia and Vicinity: The employer's contribution requirements are determined under the terms of one Collective Bargaining Agreement ("CBA") in force. The CBA between Port Authority Transit Corporation ("PATCO") and Teamsters Local 676 ("Teamsters") expired December 31, 2017. PATCO and Teamsters subsequently entered into an Agreement executed by PATCO on July 23, 2018. That Agreement extended the CBA without change and provided that PATCO will continue to make contributions to the Teamsters Health and Welfare Fund of Philadelphia and Vicinity and the Teamsters Pension Trust Fund of Philadelphia and Vicinity in the same manner and method as set forth in the CBA at the contribution rates established by the Trustees of the respective Funds, increasing effective June 1, 2018 and August 1, 2018, respectively, subject to increases on a yearly basis, until such time as a new CBA is reached or either party terminates the Agreement. During 2022, the Authority was required to and did contribute thirty-three dollars and eighty-six cents (\$33.86) per day from January 1 through July 31, and thirty-five dollars and fifty-six cents (\$35.56) per day from August 1 through December 31 for each PATCO participating employee.

During 2021, the Authority was required to and did contribute thirty-two dollars and twenty-four cents (\$32.24) per day from January 1 through July 31, and thirty-three dollars and eighty-six cents (\$33.86) per day from August 1 through December 31 for each PATCO participating employee. The Authority's contributions totaled 10.07%, 10.05%, and 10.02%, of covered payroll in 2022, 2021 and 2020, respectively.

The employees of the Authority do not contribute to the Fund. The Authority contributed \$1,572, \$1,491, and \$1,608 in 2022, 2021 and 2020, respectively, which represented 100% of the required contributions for the aforementioned years.

DELAWARE RIVER PORT AUTHORITY
Notes to Combined Financial Statements
For the Periods Ended March 31, 2023, and December 31, 2022, Except Where Otherwise Noted
(dollars expressed in thousands)

Note 9. Pension Plans (Continued)

Pension Liabilities, Pension Expense, and Deferred Outflows of Resources and Deferred Inflows of Resources Related to Pensions

Pennsylvania State Employees' Retirement System: At December 31, 2022, the Authority's proportionate share of the SERS net pension liability was \$122,453. The net pension liability was measured as of December 31, 2021, and the total pension liability used to calculate the net pension liability was determined by an actuarial valuation as of December 31, 2021. The Authority's proportion of the net pension liability was based on a projection of the Authority's long-term share of contributions to the pension plan relative to the projected contributions of all participating employers, actuarially determined. For the December 31, 2021 measurement date, the Authority's proportion was .84041950%, which was a decrease of .00407607% from its proportion measured as of December 31, 2020.

At December 31, 2021, the Authority's proportionate share of the SERS net pension liability was \$154,513. The net pension liability was measured as of December 31, 2020, and the total pension liability used to calculate the net pension liability was determined by an actuarial valuation as of December 31, 2020. The Authority's proportion of the net pension liability was based on a projection of the Authority's long-term share of contributions to the pension plan relative to the projected contributions of all participating employers, actuarially determined. For the December 31, 2020 measurement date, the Authority's proportion was .84449557%, which was a decrease of .01230369% from its proportion measured as of December 31, 2019.

At December 31, 2022 and 2021, the Authority's proportionate share of the SERS pension expense, calculated by the Plan as of the December 31, 2021 and 2020 measurement dates, was \$8,777 and \$17,938, respectively.

State of New Jersey Public Employees' Retirement System: At December 31, 2022, the Authority's proportionate share of the PERS net pension liability was \$1,611. The net pension liability was measured as of June 30, 2022, and the total pension liability used to calculate the net pension liability was determined by an actuarial valuation as of July 1, 2021. The total pension liability was calculated using updated procedures to roll forward from the actuarial valuation date to the measurement date of June 30, 2022. The Authority's proportion of the net pension liability was based on a projection of the Authority's long-term share of contributions to the pension plan relative to the projected contributions of all participating employers, actuarially determined. For the June 30, 2022 measurement date, the Authority's proportion was .0106773888%, which was a decrease of .0000605719% from its proportion measured as of June 30, 2021.

State of New Jersey Public Employees' Retirement System (Continued): At December 31, 2021, the Authority's proportionate share of the PERS net pension liability was \$1,272. The net pension liability was measured as of June 30, 2021, and the total pension liability used to calculate the net pension liability was determined by an actuarial valuation as of July 1, 2020.

The total pension liability was calculated using updated procedures to roll forward from the actuarial valuation date to the measurement date of June 30, 2021. The Authority's proportion of the net pension liability was based on a projection of the Authority's long-term share of contributions to the pension plan relative to the projected contributions of all participating employers, actuarially determined. For the June 30, 2021 measurement date, the Authority's proportion was .0107379607%, which was a decrease of .0012932155% from its proportion measured as of June 30, 2020. At December 31, 2022 and 2021, the Authority's proportionate share of the PERS pension expense, calculated by the Plan as of the June 30, 2022 and 2021 measurement dates, was \$74 and \$62, respectively.

DELAWARE RIVER PORT AUTHORITY
Notes to Combined Financial Statements
For the Periods Ended March 31, 2023, and December 31, 2022, Except Where Otherwise Noted
(dollars expressed in thousands)

Note 9. Pension Plans (Continued)

Pension Liabilities, Pension Expense, and Deferred Outflows of Resources and Deferred Inflows of Resources Related to Pensions (Continued)

Deferred Outflows of Resources and Deferred Inflows of Resources

Certain changes in the net pension liability are to be recognized as deferred outflows of resources or deferred inflows of resources and are amortized as either an increase or decrease to future year's pension expense, using a systematic and rational method over a closed period.

At December 31, 2022, the Authority reported deferred outflows of resources and deferred inflows of resources related to pensions from the following sources:

	Deferred Outflows of Resources			Deferred Inflows of Resources		
	SERS	PERS	Total	SERS	PERS	Total
Differences between expected and actual experience	\$ 809	\$ 12	\$ 821	\$ 705	\$ 10	\$ 715
Changes of assumptions	12,603	5	12,608		241	241
Net difference between projected and actual earnings on pension plan investments		67	67	35,428		35,428
Differences between employer contributions and proportionate share of contributions	1,281		1,281	4,205		4,205
Changes in proportion	2,309	229	2,538	3,133	182	3,315
Employer contributions subsequent to the measurement date	15,922	67	15,989			
	<u>\$ 32,924</u>	<u>\$ 380</u>	<u>\$ 33,304</u>	<u>\$ 43,471</u>	<u>\$ 433</u>	<u>\$ 43,904</u>

At December 31, 2021, the Authority reported deferred outflows of resources and deferred inflows of resources related to pensions from the following sources:

	Deferred Outflows of Resources			Deferred Inflows of Resources		
	SERS	PERS	Total	SERS	PERS	Total
Differences between expected and actual experience	\$ 1,451	\$ 20	\$ 1,471	\$ 173	\$ 9	\$ 182
Changes of assumptions	17,181	7	17,188		453	453
Net difference between projected and actual earnings on pension plan investments			-	19,769	335	20,104
Differences between employer contributions and proportionate share of contributions	1,682		1,682	1,033		1,033
Changes in proportion	4,685	475	5,160	3,248	228	3,476
Employer contributions subsequent to the measurement date	12,659	63	12,722			
	<u>\$ 37,658</u>	<u>\$ 565</u>	<u>\$ 38,223</u>	<u>\$ 24,223</u>	<u>\$ 1,025</u>	<u>\$ 25,248</u>

At December 31, 2022, \$15,922 and \$67 for SERS and PERS, respectively, included in deferred outflows of resources, will be included as a reduction of the net pension liability in the year ending December 31, 2023. These contributions were made by the Authority to the respective pension plans after the measurement date to satisfy the pension plans' net pension liability, but before the end of the financial statement period for the Authority.

For SERS, this amount was based on actual contributions made during 2022, which was subsequent to the measurement date of December 31, 2021. For PERS, the amount was based on an estimated April 1, 2024 contractually required contribution, prorated from the pension plan's measurement date of June 30, 2022 to the Authority's year-end of December 31, 2022.

DELAWARE RIVER PORT AUTHORITY
Notes to Combined Financial Statements
For the Periods Ended March 31, 2023, and December 31, 2022, Except Where Otherwise Noted
(dollars expressed in thousands)

Note 9. Pension Plans (Continued)

Pension Liabilities, Pension Expense, and Deferred Outflows of Resources and Deferred Inflows of Resources Related to Pensions (Continued)

Deferred Outflows of Resources and Deferred Inflows of Resources (Continued)

At December 31, 2021, \$12,659 and \$63 for SERS and PERS, respectively, included in deferred outflows of resources, will be included as a reduction of the net pension liability in the year ending December 31, 2022. These contributions were made by the Authority to the respective pension plans after the measurement date to satisfy the pension plans' net pension liability, but before the end of the financial statement period for the Authority. For SERS, this amount was based on actual contributions made during 2021, which was subsequent to the measurement date of December 31, 2020. For PERS, the amount was based on an estimated April 1, 2023 contractually required contribution, prorated from the pension plan's measurement date of June 30, 2021 to the Authority's year-end of December 31, 2021.

The components of deferred outflows of resources and deferred inflows of resources for SERS and PERS are amortized into pension expense over the number of years in the table that follows.

The years of amortization are based on a closed period for the December 31, 2021, and June 30, 2022 measurement periods, respectively, which reflect the weighted average remaining service life of all SERS and PERS members, beginning the year in which the deferred amount occurs.

	SERS		PERS	
	Deferred Outflows of Resources	Deferred Inflows of Resources	Deferred Outflows of Resources	Deferred Inflows of Resources
Net difference between projected and actual earnings on pension plan investments				
2022			5.00	
2021		5.00	5.00	
2020		5.00	5.00	
2019		5.00	5.00	
2018		5.00	5.00	
2017		5.00		
Differences between expected and actual experience				
2022				5.04
2021		5.10		5.13
2020	5.20		5.16	
2019	5.30		5.21	
2018	5.30			5.63
2017	5.20		5.48	
2016		5.20		
Changes of assumptions				
2022				5.04
2021			5.13	
2020	5.20			5.16
2019	5.30			5.21
2018				5.63
2017				5.48
2016	5.20			
Changes in proportion				
2022			5.04	5.04
2021			5.13	5.13
2020			5.16	5.16
2019			5.21	5.21
2018			5.63	5.63
2017			5.48	5.48

DELAWARE RIVER PORT AUTHORITY
Notes to Combined Financial Statements
For the Periods Ended March 31, 2023, and December 31, 2022, Except Where Otherwise Noted
(dollars expressed in thousands)

Note 9. Pension Plans (Continued)

Pension Liabilities, Pension Expense, and Deferred Outflows of Resources and Deferred Inflows of Resources Related to Pensions (Continued)

Deferred Outflows of Resources and Deferred Inflows of Resources (Continued)

The amounts of deferred outflows of resources and deferred inflows of resources related to the respective net pension liabilities measured at December 31, 2021 for SERS and June 30, 2022 for PERS that will be recognized in pension expense in future periods are as follows:

Year Ending Dec. 31	SERS	PERS	Total
2023	\$ (3,517)	\$ (113)	\$ (3,630)
2024	(10,768)	(45)	(10,813)
2025	(6,071)	(9)	(6,080)
2026	(5,995)	48	(5,947)
2027	(118)	(1)	(119)
Totals	<u>\$ (26,469)</u>	<u>\$ (120)</u>	<u>\$ (26,589)</u>

Actuarial Assumptions

Since the measurement of the net pension liability of SERS is the same date as the actuarial valuation of the net pension liability, no roll forward procedures are required for the net pension liability. For PERS, however, the net pension liability was measured as of June 30, 2022, and the total pension liability used to calculate the net pension liability was determined by an actuarial valuation as of July 1, 2021. The total PERS pension liability was calculated using updated procedures to roll forward from the actuarial valuation date to the measurement date of June 30, 2022.

The actuarial valuations for the year ended December 31, 2022 used the following actuarial assumptions applied to all periods included in the measurement dates of December 31, 2021 for SERS and June 30, 2022 for PERS:

	SERS	PERS
Inflation	2.50%	2.75%
Projected salary increases	average of 4.60% with range of 3.30% - 6.95% including inflation	2.75% - 6.55% based on years of service
Investment rate of return	7.00%	7.00%
Mortality rate table	projected PubG-2010 and PubNS-2010 mortality tables adjusted for actual plan experience and future improvement	Pub-2010 mortality tables adjusted for actual plan experience and future improvements
Period of actuarial experience study upon which actuarial assumptions were based	2015 - 2019	July 1, 2018 - June 30, 2021

DELAWARE RIVER PORT AUTHORITY
Notes to Combined Financial Statements
For the Periods Ended March 31, 2023, and December 31, 2022, Except Where Otherwise Noted
(dollars expressed in thousands)

Note 9. Pension Plans (Continued)

Actuarial Assumptions (Continued)

The actuarial valuations for the year ended December 31, 2021, used the following actuarial assumptions applied to all periods included in the measurement dates of December 31, 2020 for SERS and June 30, 2021 for PERS:

	SERS	PERS
Inflation	2.50%	2.75%
Projected salary increases	average of 4.60% with range of 3.30% - 6.95% including inflation	2.00% - 6.00% based on years of service (through 2026); 3.00% - 7.00% based on years of service (thereafter)
Investment rate of return	7.00%	7.00%
Mortality rate table	projected PubG-2010 and PubNS-2010 mortality tables adjusted for actual plan experience and future improvement	Pub-2010 mortality tables adjusted for actual plan experience and future improvements
Period of actuarial experience study upon which actuarial assumptions were based	2015 - 2019	July 1, 2014 - June 30, 2018

The long-term expected real rate of return on pension plan investments is determined using a building-block method in which best-estimate ranges of expected future real rates of return (expected returns, net of investment expense and inflation) are developed for each major asset class. These ranges are combined to produce the long-term expected rate of return by weighting the expected future real rates of return by the target asset allocation percentage and by adding expected inflation.

Best estimates of arithmetic real rates of return for each major asset class included in current and target asset allocation as of the measurement dates of December 31, 2021, for SERS and June 30, 2022 for PERS, are summarized in the following table:

Asset Class	SERS		PERS	
	Target Allocation	Long-term Expected Rate of Return	Target Allocation	Long-term Expected Rate of Return
Cash / cash equivalents	2.00%	-1.00%	4.00%	1.75%
Emerging markets equity	5.00%	4.90%	5.50%	10.33%
Fixed income - core	22.00%	-0.25%		
High yield			4.00%	4.95%
Inflation protection (TIPS)	3.00%	-0.30%		
International developed markets equity	14.00%	4.50%		
Investment grade credit			7.00%	3.38%
Non-U.S. developed markets equity			13.50%	8.38%
Private credit	4.00%	4.25%	8.00%	8.10%
Private equity	12.00%	6.00%	13.00%	11.80%
Real assets			3.00%	7.60%
Real estate (property)	7.00%	3.75%	8.00%	11.19%
Risk mitigation strategies			3.00%	4.91%
U.S. equity	31.00%	4.60%	27.00%	8.12%
U.S. treasuries			4.00%	1.75%
Total	<u>100.00%</u>		<u>100.00%</u>	

DELAWARE RIVER PORT AUTHORITY
Notes to Combined Financial Statements
For the Periods Ended March 31, 2023, and December 31, 2022, Except Where Otherwise Noted
(dollars expressed in thousands)

Note 9. Pension Plans (Continued)

Actuarial Assumptions (Continued)

Best estimates of arithmetic real rates of return for each major asset class included in current and target asset allocation as of the measurement dates of December 31, 2020, for SERS and June 30, 2021, for PERS, are summarized in the following table:

Asset Class	SERS		PERS	
	Target Allocation	Long-term Expected Rate of Return	Target Allocation	Long-term Expected Rate of Return
Cash / cash equivalents	2.00%	0.25%	4.00%	0.50%
Emerging markets equity	4.00%	5.00%	5.50%	10.96%
Fixed income - core	22.00%	1.50%		
Fixed income - opportunistic	4.00%	3.00%		
High yield			2.00%	3.75%
Inflation protection (TIPS)	4.00%	1.50%		
International developed markets equity	13.00%	4.75%		
Investment grade credit			8.00%	1.68%
Non-U.S. developed markets equity			13.50%	8.71%
Private credit	4.00%	4.25%	8.00%	7.60%
Private equity	14.00%	6.25%	13.00%	11.30%
Real assets	8.00%	5.60%	3.00%	7.40%
Real estate (property)			8.00%	9.15%
Risk mitigation strategies			3.00%	3.35%
U.S. equity	25.00%	4.90%	27.00%	8.09%
U.S. treasuries			5.00%	0.95%
Total	<u>100.00%</u>		<u>100.00%</u>	

Discount Rate: The discount rate used to measure the total pension liability at December 31, 2021 and 2020 for SERS was 7.000% and 7.000%, respectively. The projection of cash flows used to determine the discount rate assumed that employee contributions will be made at the rates applicable for each member and that employer contributions will be made based on rates determined by the actuary. Based on those assumptions, SERS fiduciary net position was projected to be available to make all projected future benefit payments of current active and non-active SERS members; therefore, the long-term expected rate of return on SERS investments was applied to all periods of projected benefit payments to determine the total pension liability.

The discount rate used to measure the total pension liability at June 30, 2022 and 2021 for PERS was 7.00% and 7.00%, respectively. These single blended discount rates were based on the long-term expected rate of return on pension plan investments of 7.00%, and a municipal bond rate of 3.54% and 2.16%, as of June 30, 2022 and 2021, respectively, based on the Bond Buyer GO 20-Bond Municipal Bond Index, which includes tax-exempt general obligation municipal bonds with an average rating of AA/Aa or higher. The projection of cash flows used to determine the discount rate assumed that contributions from Plan members will be made at the current member contribution rates and that contributions from employers will be based on 100% of the actuarially determined contributions for the State and 100% of actuarially determined contributions for the local employers.

Based on those assumptions, the Plan's fiduciary net position was projected to be available to make all projected future benefit payments of current plan members. Therefore, the long-term expected rate of return on Plan investments was applied to all projected benefit payments to determine the total pension liability.

DELAWARE RIVER PORT AUTHORITY
Notes to Combined Financial Statements
For the Periods Ended March 31, 2023, and December 31, 2022, Except Where Otherwise Noted
(dollars expressed in thousands)

Note 9. Pension Plans (Continued)

Sensitivity of Authority's Proportionate Share of Net Pension Liability to Changes in the Discount Rate

Pennsylvania State Employees' Retirement System: The following presents the Authority's proportionate share of the net pension liability at the Plan's measurement date of December 31, 2021 and December 31, 2020, calculated using a discount rate of 7.000% and 7.000%, respectively, as well as what the Authority's proportionate share of the net pension liability would be if it were calculated using a discount rate that is 1% lower or 1% higher than the current rates used:

	December 31, 2022		
	1% Decrease 6.00%	Current Discount Rate 7.00%	1% Increase 8.00%
Authority's proportionate share of the net pension liability - measurement date December 31, 2021	\$ 154,658	\$ 122,453	\$ 66,300
	December 31, 2021		
	1% Decrease 6.00%	Current Discount Rate 7.00%	1% Increase 8.00%
Authority's proportionate share of the net pension liability - measurement date December 31, 2020	\$ 193,164	\$ 154,513	\$ 105,157

State of New Jersey Public Employees' Retirement System: The following presents the Authority's proportionate share of the net pension liability at the Plan's measurement date of June 30, 2022 and June 30, 2021, calculated using a discount rate of 7.00% for June 30, 2022 and 7.00% for June 30, 2021, as well as what the Authority's proportionate share of the net pension liability would be if it were calculated using a discount rate that is 1% lower or 1% higher than the current rates used:

	December 31, 2022		
	1% Decrease 6.00%	Current Discount Rate 7.00%	1% Increase 8.00%
Authority's proportionate share of the net pension liability - measurement date June 30, 2022	\$ 2,070	\$ 1,611	\$ 1,221
	December 31, 2021		
	1% Decrease 6.00%	Current Discount Rate 7.00%	1% Increase 8.00%
Authority's proportionate share of the net pension liability - measurement date June 30, 2021	\$ 1,732	\$ 1,272	\$ 882

DELAWARE RIVER PORT AUTHORITY
Notes to Combined Financial Statements
For the Periods Ended March 31, 2023, and December 31, 2022, Except Where Otherwise Noted
(dollars expressed in thousands)

Note 10. Postemployment Healthcare Plan (“OPEB”)

General Information about the OPEB Plan

Plan Description: The Authority’s defined benefit OPEB plan (“Plan”) provides OPEB for all permanent full-time employees of the Authority hired prior to January 1, 2007. The Plan is a single-employer defined benefit OPEB plan administered by the Authority through a trust that meets the criteria of paragraph 4 of GASBS No. 75. The trust is fiscally dependent upon funding contributions from the Authority. The Authority’s Board of Commissioners (“Commissioners”) establish and amend the benefit terms of the Plan. As such, the Plan is considered a fiduciary component unit of the Authority. The Plan does not issue a stand-alone financial report.

Benefits Provided: The Plan provides medical, including prescription drug coverage, and life insurance benefits for retirees and their dependents. Benefits are provided through a third-party insurer, and the full cost of the benefits is covered by the Plan, along with retiree contributions.

Employees Covered by Benefit Terms: Based on the January 1, 2022, actuarial valuation, the following employees were covered by the benefit terms:

Inactive plan members or beneficiaries currently receiving benefit payments	781
Inactive plan members entitled to but not yet receiving benefit payments	-
Active plan members	<u>295</u>
	<u><u>1,076</u></u>

The Plan is closed to new entrants. Employees hired after January 1, 2007 are not eligible for retirement benefits.

Contributions: The contribution requirements of plan members and the Authority are established, and amended, by the Commissioners. For the years ended December 31, 2022 and 2021, the Authority’s average contribution rate was 20.03% and 17.17%, respectively, of covered-employee payroll. Total contributions to the Plan by the Authority during 2022 and 2021 were \$4,814 and \$4,889, respectively. Contributions for 2022 and 2021 by plan members receiving benefits for medical and prescription ranged from \$20.00 to \$2,969.56 per month depending on the plan type and coverage selected.

Net OPEB Liability: The Authority’s net OPEB liability as of December 31, 2022 was measured as of December 31, 2022 and the total OPEB liability used to calculate the net OPEB liability was determined by the actuarial valuation as of January 1, 2022. The Authority’s net OPEB liability as of December 31, 2021 was measured as of December 31, 2021 and the total OPEB liability used to calculate the net OPEB liability was determined by a roll forward from the January 1, 2020 valuation.

Actuarial Assumptions: The total OPEB liability as of December 31, 2022, was determined by the actuarial valuation as of January 1, 2022, using the following actuarial assumptions, applied to all periods included in the measurement, unless otherwise specified:

Salary increase	3.5 percent
Healthcare cost trend rates	The following assumptions are used for annual healthcare cost inflation (trend)

	<u>Year</u>	<u>Pre-65</u>	<u>Post 65</u>
Year 1 Trend	January 1, 2024	7.0%	7.0%
Ultimate Trend	January 1, 2034 & Later	4.5%	4.5%
Grading Per Year		0.25%	0.25%

DELAWARE RIVER PORT AUTHORITY
Notes to Combined Financial Statements
For the Periods Ended March 31, 2023, and December 31, 2022, Except Where Otherwise Noted
(dollars expressed in thousands)

Note 10. Postemployment Healthcare Plan (“OPEB”) (Continued)

Actuarial Assumptions (Continued):

Mortality rates were based on the RP 2014 Healthy Male and Female Tables that are based on the Employee and Healthy Annuitant Tables for both pre & post retirement projected with mortality improvement using the most current Society of Actuaries Mortality Improvement Scale MP-2021. This reflects an update of the mortality improvement table from the prior valuation, which was from the MP-2019 table. The OPEB Plan fiduciary net position was projected with an investment return of 4.18% and 2.05% for the years ended December 31, 2022, and 2021, respectively.

Discount Rate: The discount rate used to measure the total OPEB liability as of December 31, 2022, was 4.18%. This discount rate was based on the prescribed discount interest rate methodology under GASBS No. 75 using an average of two 20-year municipal bond indices (e.g., S&P Municipal Bond 20 Year High Grade Rate Index - 4.31% and Fidelity GO AA 20 Years - 4.05%).

The discount rate used to measure the total OPEB liability as of December 31, 2021 was 2.05%. This discount rate was based on the prescribed discount interest rate methodology under GASBS No. 75 using an average of three 20-year bond indices (e.g., Bond Buyer-20 Bond GO - 2.06%, S&P Municipal Bond 20 Year High Grade Rate Index - 2.25%, Fidelity GA AA 20 Years - 1.84%).

The projection of cash flows used to determine the discount rates assumed that Authority contributions would be made at rates equal to the actuarial determined contribution rates. Based on those assumptions, the OPEB Plan’s fiduciary net position was projected to be available to make all projected OPEB payments for current active and inactive employees assuming that such payments are paid separate from the OPEB Plan fiduciary fund. Therefore, the long-term expected rate of return on OPEB Plan investments was applied to all periods of projected benefit payments to determine the total OPEB liability.

Changes in the Net OPEB Liability

	Total OPEB Liability (a)	Plan Fiduciary Net Position (b)	Net OPEB Liability (a) - (b)
Balances at January 1, 2022	\$ 99,548	\$ 32,944	\$ 66,604
Changes for the year:			
Service cost	127		127
Interest	4,061		4,061
Change in assumptions	(29,462)		(29,462)
Contributions - employer:			
Pay-as-you-go costs		4,814	(4,814)
Net investment income		(789)	789
Benefit payments	(4,814)	(4,814)	
Administrative expense		(96)	96
Net changes	(30,088)	(885)	(29,203)
Balances at December 31, 2022	<u>\$ 69,460</u>	<u>\$ 32,059</u>	<u>\$ 37,401</u>

DELAWARE RIVER PORT AUTHORITY
Notes to Combined Financial Statements
For the Periods Ended March 31, 2023, and December 31, 2022, Except Where Otherwise Noted
(dollars expressed in thousands)

Note 10. Postemployment Healthcare Plan (“OPEB”) (Continued)

Changes in the Net OPEB Liability (Continued)

	Total OPEB Liability (a)	Plan Fiduciary Net Position (b)	Net OPEB Liability (a) - (b)
Balances at January 1, 2021	\$ 102,610	\$ 33,206	\$ 69,404
Changes for the year:			
Service cost	237		237
Interest	2,054		2,054
Change in assumptions	(464)		(464)
Contributions - employer:			
Pay-as-you-go costs		4,889	(4,889)
Net investment income		(163)	163
Benefit payments	(4,889)	(4,889)	
Administrative expense		(99)	99
Net changes	(3,062)	(262)	(2,800)
Balances at December 31, 2021	\$ 99,548	\$ 32,944	\$ 66,604

Sensitivity of the Net OPEB Liability to Changes in the Discount Rate: The following presents the net OPEB liability of the Authority as well as what the Authority’s net OPEB liability would be if it were calculated using a discount rate of 4.18% and 2.05% for December 31, 2022, and 2021, respectively, that is 1-percentage-point lower or 1-percentage-point higher than the aforementioned discount rates used:

	December 31, 2022		
	1% Decrease (3.18%)	Discount Rate (4.18%)	1% Increase (5.18%)
Net OPEB liability	\$ 46,149	\$ 37,401	\$ 30,268
	December 31, 2021		
	1% Decrease (1.05%)	Discount Rate (2.05%)	1% Increase (3.05%)
Net OPEB liability	\$ 82,816	\$ 66,604	\$ 52,891

Sensitivity of the Net OPEB Liability to Changes in the Healthcare Cost Trend Rates: The following presents the net OPEB liability of the Authority as well as what the Authority’s net OPEB liability would be if it were calculated using healthcare cost trend rates that are 1-percentage-point lower or 1-percentage-point higher than the current healthcare cost trend rates:

	December 31, 2022		
	Trend Rates Less 1%	Healthcare Cost Trend Rates	Trend Rates Plus 1%
Net OPEB liability	\$ 30,061	\$ 37,401	\$ 46,228
	December 31, 2021		
	Trend Rates Less 1%	Healthcare Cost Trend Rates	Trend Rates Plus 1%
Net OPEB liability	\$ 53,774	\$ 66,604	\$ 81,590

DELAWARE RIVER PORT AUTHORITY
Notes to Combined Financial Statements
For the Periods Ended March 31, 2023, and December 31, 2022, Except Where Otherwise Noted
(dollars expressed in thousands)

Note 10. Postemployment Healthcare Plan (“OPEB”) (Continued)

OPEB Expense (Benefit) and Deferred Outflows of Resources and Deferred Inflows of Resources Related to OPEB

For the years ended December 31, 2022 and 2021, the Authority recognized OPEB expense (benefit) of \$(15,458) and \$(7,794), respectively. At December 31, 2022, the Authority reported deferred inflows of resources related to OPEB from the changes in assumptions of \$9,144. No deferred outflows of resources were reported. At December 31, 2021, the Authority reported deferred inflows of resources related to OPEB from the changes in assumptions of \$212. No deferred outflows of resources were reported. Amounts reported as deferred inflows of resources related to OPEB will be recognized in OPEB expense as follows: \$(9,144) during the year ending December 31, 2023.

Payable to the OPEB Plan

At December 31, 2022 and 2021, there were no payables reported to the OPEB Plan.

Note 11. Indentures of Trust

The Authority’s outstanding Revenue Bonds are subject to the provisions of the following Indentures of Trust: Revenue Refunding Bonds of 1998, dated July 1, 1998; the 2013 Revenue Bonds, dated December 1, 2013, and the 2018 Revenue and Revenue Refunding Bonds, dated December 18, 2018 (collectively the “Bond Resolution”).

In addition, the Authority’s 2012 Port District Project Refunding Bonds, dated December 1, 2012, which were refunded in 2022, are governed by a separate, individual indenture. The 1999 PDP Bonds fully matured on January 1, 2021.

The Bond Resolution requires the maintenance of the following accounts:

Project Fund: This *restricted* account was established in accordance with Section 6.02 of the Bond Resolution. The Project Fund is held by the Trustee and is applied to pay the cost of the Projects and is pledged, pending application to such payment of costs for the security of the payment of principal and interest on the Revenue, Revenue Refunding, and Project Bonds (the “Bonds”).

Debt Service Fund: This *restricted* account was established in accordance with Section 6.04 of the Bond Resolution for the payment of maturing interest and principal on the Bonds. The balance on deposit must be sufficient to enable the Trustee to withdraw amounts equal to interest due on the Bonds, principal amounts maturing on Bonds, accrued interest included in the purchase price of the bonds purchased for retirement, and sinking fund installments when payments are required.

Debt Service Reserve Fund: This *restricted* account was established in accordance with Section 6.05 of the Bond Resolution. The amount of funds on deposit must be maintained at a level equal to the Maximum Debt Service to ensure funds are available for payment of Debt Service.

Bond Redemption Fund: This *restricted* account was established in accordance with section 6.06 of the Bond Resolution to account for amounts received from any source for the redemption of Bonds, other than mandatory sinking fund payments.

Rebate Fund: This *restricted* account was established in accordance with Section 6.07 of the bond Resolution account for amounts deposited from time to time in order to comply with the arbitrage rebate requirements of Section 148 of the Code as applicable to any Series of Tax-Exempt Bonds issued.

DELAWARE RIVER PORT AUTHORITY
Notes to Combined Financial Statements
For the Periods Ended March 31, 2023, and December 31, 2022, Except Where Otherwise Noted
(dollars expressed in thousands)

Note 11. Indentures of Trust (Continued)

Revenue Fund: This *unrestricted* account was established in accordance with Section 6.03 of the Bond Resolution for the Authority to deposit all Revenues. On or before the 20th day of each calendar month, the Trustee shall, to the extent money is available, after deduction of cash and investment balances for the 15% working capital reserve, transfer to or credit funds needed in the following order: (1) the Debt Service Fund, (2) the Debt Service Reserve Fund, (3) any Reserve Fund Credit Facility Issuer, (4) the Trustee's Rebate Fund, (5) the Maintenance Reserve Fund, (6) the General Fund.

Maintenance Reserve Fund: This *restricted* account was established in accordance with Section 6.08 of the Bond Resolution. These funds are maintained for reasonable and necessary expenses with respect to the system for major repairs, renewals, replacements, additions, betterments, enlargements, improvements and extraordinary expenses, all to the extent not provided for in the then current Annual Budget. Money in this account is pledged for the security of payment of principal and interest on the bonds. Whenever the amount in this account exceeds the "Maintenance Reserve Fund Requirement," the excess shall be deposited in the General Fund. The "Maintenance Reserve Fund Requirement" on any date is at least \$3,000.

General Fund: This *unrestricted* account was established in accordance with Section 6.09 of the Bond Resolution. All excess funds of the Authority are recorded in the General Account. If the Authority is not in default in the payment of bond principal or interest and all fund requirements are satisfied, the excess funds may be used by the Authority for any lawful purpose.

Note 12. Funded and Long-Term Debt

Total Outstanding Funded Debt: At March 31, 2023, the Authority had \$1,033,848 in Revenue Bonds, Revenue Refunding Bonds, and Port District Project Refunding Bonds outstanding (including unamortized premiums), consisting of bonds issued in 2013, 2018, and 2022. The 2012 Port District Project Refunding Bonds, which were fully refunded in December 2022, were issued pursuant to an Indenture of Trust dated December 1, 2012. The 2013 Revenue Bonds were issued pursuant to an Indenture of Trust, a Ninth Supplemental Indenture, dated as of December 1, 2013. The 2018 Revenue Bonds were issued pursuant to a Fourteenth Supplemental Indenture dated December 18, 2018. The 2022A Revenue Refunding Bonds were issued pursuant to a Fifteenth Supplemental Indenture dated May 1, 2022. The 2022 Port District Project Refunding Bonds were issued pursuant to an Indenture dated December 1, 2022.

2012 Port District Project Refunding Bonds (fully refunded in 2022): On December 20, 2012, the Authority issued \$153,030 in Port District Project Refunding Bonds, Series 2012. The Port District Project Refunding Bonds, Series 2012 (the "2012 Bonds") were issued pursuant to the Compact, the New Jersey Act, the Pennsylvania Act (as such terms are defined herein) and an Indenture of Trust (the "Indenture") dated as of December 1, 2012, between the Authority and TD Bank, N.A., Cherry Hill, New Jersey, as trustee (the "Trustee").

The 2012 Bonds were issued to (i) refund and redeem all of the outstanding principal balance of, and interest accrued on the Authority's outstanding Port District Project Bonds, Series B of 1998, Port District Project Bonds, Series B of 1999, and Port District Project Bonds, Series A of 2001. The refunding resulted in a loss (difference between the reacquisition price and the net carrying amount of the old debt) of \$7,000. This difference, reported in the accompanying combined financial statements as a deferred outflow of resources, was charged to operations through the time of refunding, which occurred on December 6, 2022, using the effective interest method. The 2012 Bonds were general corporate obligations of the Authority. The 2012 Bonds were not secured by a lien or charge on, or pledge of, any revenues or other assets of the Authority other than the moneys, if any, on deposit from time to time in the Funds established under the Indenture, except for the Rebate Fund. No tolls, rents, rates or other charges were pledged for the benefit of the 2012 Bonds. The 2012 Bonds were equally and ratably secured by the monies, if any, on deposit in the Funds established under Indenture, except for the Rebate Fund. The 2012 Bonds were payable from such Funds and from other monies of the Authority legally available.

DELAWARE RIVER PORT AUTHORITY
Notes to Combined Financial Statements
For the Periods Ended March 31, 2023, and December 31, 2022, Except Where Otherwise Noted
(dollars expressed in thousands)

Note 12. Funded and Long-Term Debt (Continued)

2012 Port District Project Refunding Bonds (fully refunded in 2022) (Continued):

Redemption Provisions (No Longer Applicable):

Optional Redemption: The 2012 Bonds maturing on or after January 1, 2024 were subject to redemption prior to maturity at the option of the Authority on or after January 1, 2023, in whole at any time, or in part at any time and from time to time, in any order of maturity specified by the Authority and within a maturity as selected by the Trustee as provided in the Indenture and as summarized below under the subheading "Redemption Provisions - Selection of 2012 Bonds to be Redeemed." Any such redemption shall be made at a redemption price equal to the principal amount of the Bonds to be redeemed, plus interest accrued to the date fixed for redemption.

Payment of Redemption Price: Notice of redemption having been given in the manner provided in the Indenture, or written waivers of notice having been filed with the Trustee prior to the date set for redemption, the 2012 Bonds (or portions thereof) so called for redemption shall become due and payable on the redemption date so designated and interest on such 2012 Bonds (or portions thereof) shall cease to accrue from the redemption date whether or not such Bonds shall be presented for payment. The principal amount of all 2012 Bonds so called for redemption, together with the redemption premium, if any, payable with respect thereto and accrued and unpaid interest thereon to the date of redemption, shall be paid (upon presentation and surrender of such 2012 Bonds) by the Paying Agent out of the appropriate Fund or other funds deposited for the purpose.

Selection of 2012 Bonds to be Redeemed (No Longer Applicable): On December 6, 2022, the 2012 Bonds, in the amount of \$66,910 were refunded via a tax-exempt issue. (See 2022 Port District Project Refunding Bonds section). For financial reporting purposes, a portion of the debt is considered defeased and therefore removed as a liability from the Authority's financial statements. The bonds were callable on January 1, 2023.

Bond Compliance: The required arbitrage rebate study for the 2012 PDP bonds was completed, for the period December 31, 2012, through January 1, 2023. The analysis determined that the Authority incurred a \$175K liability related to the excess yield on bond investments. The Authority forwarded its payment to the U.S. Treasury in late February 2023 in settlement of this liability.

2013 Revenue Bonds: On December 18, 2013, the Delaware River Port Authority issued its Revenue Bonds, Series of 2013 in the aggregate principal amount of \$476,585. The 2013 Revenue Bonds were issued by means of a book-entry-only system evidencing ownership and transfer of 2013 Revenue Bonds on the records of The Depository Trust Company, New York, New York, and its participants. Interest on the 2013 Revenue Bonds will be payable semi-annually on January 1 and July 1 of each year commencing July 1, 2014. The 2013 Revenue Bonds were issued pursuant to the Compact, the New Jersey Act, the Pennsylvania Act and an Indenture of Trust, dated as of July 1, 1998, by and between the Authority and TD Bank, N.A., Cherry Hill, New Jersey, as successor to Commerce Bank, N.A., as trustee, as heretofore supplemented from time to time, including as supplemented by a Ninth Supplemental Indenture, dated as of December 1, 2013 (collectively, the "1998 Revenue Bond Indenture"). The 2013 Revenue Bonds are being issued for the purpose of: (i) financing a portion of the costs of the Authority's approved capital improvement program; (ii) funding a deposit to the 1998 Debt Service Reserve Fund established under and as specifically defined in the 1998 Revenue Bond Indenture; and (iii) paying the costs of issuance of the 2013 Revenue Bonds.

"State") or of any county, city, borough, village, township or other municipality of the Commonwealth or the State is or shall be pledged for the payment of the principal, redemption premium, if any, or interest on the 2013 Revenue Bonds.

DELAWARE RIVER PORT AUTHORITY
Notes to Combined Financial Statements
For the Periods Ended March 31, 2023, and December 31, 2022, Except Where Otherwise Noted
(dollars expressed in thousands)

Note 12. Funded and Long-Term Debt (Continued)

2013 Revenue Bonds (Continued): The 2013 Revenue Bonds are limited obligations of the Authority and are payable solely from the sources referred to in the 2013 Revenue Bonds and the 1998 Revenue Bond Indenture. Neither the credit nor the taxing power of the Commonwealth of Pennsylvania (the "Commonwealth") or the State of New Jersey (the "State") or of any such county, city, borough, village, township or other municipality, and neither the Commonwealth nor the State nor any such county, city, borough, village, township or other municipality is or shall be liable for the payment of such principal, redemption premium, or interest. The Authority has no taxing power. On May 4, 2022, the Authority refunded a portion of the 2013 Revenue Bonds, in the amount of \$232,640 through a taxable private placement loan agreement with the Bank of America. (See 2022A Revenue Refunding Bond Section). For financial reporting purposes, a portion of the debt is considered defeased and therefore removed as a liability from the Authority's financial statements. The bonds are callable on January 1, 2024. As of March 31, 2023, the total amount of defeased debt outstanding, but removed, from the Authority's financial statements for this bond is \$232,640.

The 2013 Revenue Bonds outstanding at March 31, 2023, are as follows:

Maturity Date (January 1)	Interest Rate/Yield	Principal Amount	Maturity Date (January 1)	Interest Rate/Yield	Principal Amount
2035	5.000%	\$ 34,870	2037	5.000%	\$ 38,540
2035	4.750%	1,000	2037	4.750%	1,000
2036	5.000%	36,660	2038	5.000%	41,515
2036	4.750%	1,000	2039	5.000%	43,590
			2040	5.000%	45,770
Total par value of 2013 Revenue Bonds					243,945
Add: unamortized bond premium					3,401
Total 2013 Revenue Bonds, net					<u>\$ 247,346</u>

Optional Redemption: The 2013 Revenue Bonds are subject to redemption at the option of the Authority, prior to maturity, in whole or in part (and if in part, in such order of maturity or within a maturity as the Authority shall specify, or if the Authority shall fail to specify, by lot or by such other method as the Paying Agent determines to be fair and reasonable and in any principal amount in Authorized Denominations), at any time on or after January 1, 2024. Any such redemption shall be made at a redemption price equal to 100% of the principal amount of the 2013 Revenue Bonds to be redeemed, plus accrued interest to the Redemption Date.

2018 Revenue Bonds: On December 18, 2018, the Delaware River Port Authority issued its Revenue Bonds, Series of 2018, totaling \$700,505, consisting of: its Revenue Bonds, Series A of 2018 in the aggregate principal amount of \$273,475, its Revenue Refunding Bonds, Series B of 2018 (the "2018B Revenue Refunding Bonds") in the aggregate principal amount of \$404,060, and its Revenue Bonds, Series C of 2018 (Federally Taxable) (the "2018C Revenue Bonds") in the aggregate principal amount of \$22,970, and together with the 2018A Revenue Bonds, the 2018B Revenue Refunding Bonds, and the 2018C Revenue Bonds collectively called the "2018 Revenue Bonds". The 2018 Revenue Bonds were issued by means of a book-entry-only system evidencing ownership and transfer of 2018 Revenue Bonds on the records of The Depository Trust Company, New York, New York, and its participants. Interest on the 2018 Revenue Bonds is payable semi-annually on January 1 and July 1 of each year commencing July 1, 2019. The 2018 Revenue Bonds were issued pursuant to the Compact, the New Jersey Act, the Pennsylvania Act and an Indenture of Trust, dated as of July 1, 1998, by and between the Authority and TD Bank, N.A., Cherry Hill, New Jersey, as successor to Commerce Bank, National Association, as trustee, as heretofore amended and supplemented from time to time, including as amended and supplemented by a Fourteenth Supplemental Indenture, dated as of December 18, 2018 (collectively, the "1998 Revenue Bond Indenture").

DELAWARE RIVER PORT AUTHORITY
Notes to Combined Financial Statements
For the Periods Ended March 31, 2023, and December 31, 2022, Except Where Otherwise Noted
(dollars expressed in thousands)

Note 12. Funded and Long-Term Debt (Continued)

2018 Revenue Bonds (Continued): The 2018 Revenue Bonds, Series A, B and C, as more particularly specified within, were issued for the purpose of: (i) financing a portion of the costs of the Authority's approved capital improvement program; (ii) current refunding all of (1) \$100,120 aggregate principal amount of the Authority's Revenue Refunding Bonds, Series A of 2008, (2) \$111,240 aggregate principal amount of the Authority's Revenue Refunding Bonds, Series B of 2008, (3) \$51,305 aggregate principal amount of the Authority's Revenue Refunding Bonds, Series A-1 of 2010, (4) \$55,330 aggregate principal amount of the Authority's Revenue Refunding Bonds, Series A-2 of 2010, (5) \$106,635 aggregate principal amount of the Authority's Revenue Refunding Bonds, Series B of 2010, and (6) \$35,535 aggregate principal amount of the Authority's Revenue Refunding Bonds, Series C of 2010; (iii) financing a portion of the cash settlement cost to terminate all of the Authority's 1995 Revenue Bond Swaption and 1999 Revenue Bond Swaption; (iv) funding a deposit to the 1998 Debt Service Reserve Fund established under and as specifically defined in the 1998 Revenue Bond Indenture; and (v) paying the costs of issuance of the 2018 Revenue Bonds.

The 2018 Revenue Bonds are limited obligations of the Authority and are payable solely from the sources referred to in the 2018 Revenue Bonds and the 1998 Revenue Bond Indenture. Neither the credit nor the taxing power of the Commonwealth of Pennsylvania (the "Commonwealth") or the State of New Jersey (the "State") or of any county, city, borough, village, township or other municipality of the Commonwealth or the State is or shall be pledged for the payment of the principal, redemption premium, if any, or interest on the 2018 Revenue Bonds. The 2018 Revenue Bonds are not and shall not be deemed to be a debt or liability of the Commonwealth or the State or of any such county, city, borough, village, township or other municipality, and neither the Commonwealth nor the State nor any such county, city, borough, village, township or other municipality is or shall be liable for the payment of such principal, redemption premium, or interest. The Authority has no taxing power.

2018A Revenue Bonds: On December 18, 2018, the Authority issued new fixed rate bonds, in the amount of \$273,475, at a premium of \$43,893. As a result of this transaction (including payment of debt service reserve and cost of issuance requirements), \$290,000 was deposited into the 2018 new bond project fund account, to support the 2019 5-year Capital Plan.

2018A Revenue Bonds: The 2018A Revenue Bonds outstanding at March 31, 2023, are as follows:

Maturity Date (January 1)	Interest Rate/Yield	Principal Amount	Maturity Date (January 1)	Interest Rate/Yield	Principal Amount
2027	5.000%	\$ 1,690	2034	5.000%	\$ 20,565
2028	5.000%	15,345	2035	5.000%	21,590
2029	5.000%	16,110	2036	5.000%	22,670
2030	5.000%	16,920	2037	5.000%	23,805
2031	5.000%	17,760	2038	5.000%	24,995
2032	5.000%	18,650	2039	5.000%	26,240
2033	5.000%	19,580	2040	5.000%	27,555
Total par value of 2018A Revenue Bonds					273,475
Add: unamortized bond premium					31,959
Total 2018A Revenue Bonds, net					<u>\$ 305,434</u>

Optional Redemption: The 2018A Revenue Bonds are subject to redemption at the option of the Authority, prior to maturity, in whole or in part (and if in part, in such order of maturity or within a maturity as the Authority shall specify, or if the Authority shall fail to specify, by lot or by such other method as the Paying Agent determines to be fair and reasonable and in any principal amount in Authorized Denominations), at any time on or after January 1, 2029. Any such redemption shall be made at a redemption price equal to 100% of the principal amount of the 2018A Revenue Bonds to be redeemed, plus accrued interest to the Redemption Date.

DELAWARE RIVER PORT AUTHORITY
Notes to Combined Financial Statements
For the Periods Ended March 31, 2023, and December 31, 2022, Except Where Otherwise Noted
(dollars expressed in thousands)

Note 12. Funded and Long-Term Debt (Continued)

2018 Revenue Bonds (Continued):

2018B Revenue Refunding Bonds: On December 18, 2018, the Authority issued \$404,060 in fixed rate bonds, and used these funds, along with “other available funding sources”, to refund \$460,165 in variable rate debt (specifically, the 2008 Series A&B and 2010 Series A, B and C Revenue Refunding Bonds). As a result, the Authority eliminated all of its variable debt. This transaction also resulted in the termination of two LOCs, which supported the 2008B and 2010B Revenue Bonds (principal amount totaling \$217,875). Four (4) LIBOR Index Rate-based bank purchase loans (a.k.a., “Floating Rate Notes”), with three banks totaling \$242,290, which supported the 2008A, 2010A and 2010C Revenue Refunding Bonds (principal amount were also terminated. In addition, as a result of this transaction the 1999 Revenue Bond Swaption was terminated and cash-settled in the amount of \$35,721.

The 2018B Revenue Refunding Bonds outstanding at March 31, 2023, are as follows:

Maturity Date (January 1)	Interest Rate/Yield	Principal Amount	Maturity Date (January 1)	Interest Rate/Yield	Principal Amount
2023	5.000%	\$ 60,105	2025	5.000%	\$ 65,350
2024	5.000%	62,680	2026	5.000%	68,125
Total par value of 2018B Revenue Refunding Bonds					256,260
Add: unamortized bond premium					8,953
Total 2018B Revenue Refunding Bonds, net					<u>\$ 265,213</u>

Optional Redemption: The 2018B Revenue Refunding Bonds are not subject to redemption at the option of the Authority, prior to maturity.

The total collective 2018 Revenue Bonds outstanding at March 31, 2023 are as follows:

Maturity Date (January 1)	Interest Rate/Yield	Principal Amount	Maturity Date (January 1)	Interest Rate/Yield	Principal Amount
2024	5.000%	\$ 62,680	2033	5.000%	\$ 19,580
2025	5.000%	65,350	2034	5.000%	20,565
2026	5.000%	68,125	2035	5.000%	21,590
2027	5.000%	1,690	2036	5.000%	22,670
2028	5.000%	15,345	2037	5.000%	23,805
2029	5.000%	16,110	2038	5.000%	24,995
2030	5.000%	16,920	2039	5.000%	26,240
2031	5.000%	17,760	2040	5.000%	27,555
2032	5.000%	18,650			
Total par value of 2018 Revenue Bonds					469,630
Add: unamortized bond premium					40,911
Total 2018 Revenue Bonds, net					<u>\$ 510,541</u>

DELAWARE RIVER PORT AUTHORITY
Notes to Combined Financial Statements
For the Periods Ended March 31, 2023, and December 31, 2022, Except Where Otherwise Noted
(dollars expressed in thousands)

Note 12. Funded and Long-Term Debt (Continued)

2022A Revenue Refunding Bonds: On May 4, 2022, the Authority entered into a “*Loan Agreement*” (Loan) with the Bank of America, N.A. pursuant to which the bank has provided a credit facility to the Authority in the amount of \$220,360 to provide funds to refund \$232,640 of the Authority’s outstanding Revenue Bonds, Series 2013 and pay certain financing costs. As a result of the refunding, the Authority will reduce its total debt service payments by \$35,192 over the next twelve (12) years, which results in an economic gain (difference between the present value of the debt service payments of the old and new debt) of \$29,350.

The Authority’s obligations under the “*Loan Agreement*” are secured by its \$220,360 aggregate principal amount of Revenue Refunding Bonds, Series A of 2022 (Taxable Convertible to Tax-Exempt) (“2022A Revenue Bonds”), which have been issued pursuant to a Fifteenth Supplemental Indenture dated as of May 1, 2022 (“Fifteenth Supplemental Indenture”), supplementing its Indenture of Trust dated as of July 1, 1998” (as supplemented to date, the “Indenture”). The 2022A Revenue Bonds were issued on a taxable basis (inclusive of the interest rates set forth in the chart below); however, interest rate on the “Loan” and the 2022A Revenue Bonds may be convertible to tax-exempt interest rates on or after January 1, 2024.

The 2022A Revenue Bonds mature on January 1 in the years 2027 through 2034 in the respective principal amounts set forth in the chart below. The 2022A Revenue Bonds are secured by a pledge of revenues of the Authority and are on parity with all other bonds outstanding under the Indenture, except to the extent provided therein, as more fully described in the Fifteenth Supplemental Indenture.

The 2022A Revenue Refunding Bonds outstanding on March 31, 2023, are as follows (taxable):

Maturity Date (January 1)	Interest Rate/Yield	Principal Amount	Maturity Date (January 1)	Interest Rate/Yield	Principal Amount
2027	3.360%	\$ 24,160	2031	4.030%	\$ 27,880
2028	3.580%	24,965	2032	4.110%	29,005
2029	3.770%	25,860	2033	4.170%	30,195
2030	3.890%	26,835	2034	4.210%	31,460
Total par value of 2022 Revenue Refunding Bonds					\$ 220,360

Prepayment and Make-Whole Payment Fee: The 2022A Revenue Bonds may be prepaid in whole, or in part, on any date, with five (5) Business Days prior written notice to the Bank, by payment of an amount equal to the principal amount to be prepaid plus accrued interest thereon at the interest rates applicable thereto to the date of prepayment plus the “Make-Whole Payment Fee” (as such terms is defined and specifically calculated in the Fifteenth Supplemental Indenture), if any.

2022 Port District Project Refunding Bonds: On December 6, 2022, the Authority finalized issuance of \$53,305 in new 2022 Port District Project Bonds in a tax-exempt total refunding of \$66,910 in existing 2012 PDP Refunding Bonds. Bond principal payments on the refunded bonds will be made on January 1, 2024, through January 2027. Interest is payable semi-annually on July 1 and January 1 of each year, commencing July 1, 2023. The Authority anticipates debt service savings over the next four (4) years of approximately \$16.7 million because of this bond refunding, which results in an economic gain (difference between the present value of the debt service payments of the old and new debt) of \$15,573.

DELAWARE RIVER PORT AUTHORITY
Notes to Combined Financial Statements
For the Periods Ended March 31, 2023, and December 31, 2022, Except Where Otherwise Noted
(dollars expressed in thousands)

Note 12. Funded and Long-Term Debt (Continued)

2022 Port District Project Refunding Bonds (Continued):

Optional Redemption: The 2022 Port District Project Bonds are not subject to redemption prior to maturity.

The 2022 Port District Project Refunding Bonds outstanding on March 31, 2023, are as follows (tax exempt):

Maturity Date (January 1)	Interest Rate/Yield	Principal Amount	Maturity Date (January 1)	Interest Rate/Yield	Principal Amount
2024	5.00%	\$ 12,370	2026	5.00%	\$ 13,990
2025	5.00%	13,325	2027	5.00%	13,620
Total par value of 2022 Port District Project Refunding Bonds					53,305
Add: unamortized bond premium					2,295
Total 2022 Port District Project Refunding Bonds, net					\$ 55,600

Maturities of Principal and Interest on Bonds: The following presents the principal and interest due on all bonds outstanding as of March 31, 2023:

Years Ending December 31,	Principal	Interest	Total
2024	75,050	45,084	120,134
2025	78,675	41,241	119,916
2026	82,115	37,221	119,336
2027	39,470	34,379	73,849
2028-2032	219,330	145,444	364,774
2033-2037	282,935	89,031	371,966
2038-2040	209,665	16,066	225,731
	987,240	\$ 408,466	\$ 1,395,706
Net unamortized bond premiums	46,608		
	<u>\$ 1,033,848</u>		

Interest on all of the Authority's fixed rate debt (revenue bonds and port district project bonds issued in 2013, 2018, and 2022) is payable semi-annually on January 1 and July 1 in each year. The Authority is current on all of its monthly debt service payments on all obligations.

Debt Authorized but not Issued: At its August 2013 meeting, the Authority's Board authorized the issuance, sale and delivery of up to \$550,000 in taxable or tax-exempt fixed rate bonds, to fund the 5-year 2013 Capital Plan (DRPA-13-094). This resolution rescinded and repealed all prior resolutions (DRPA-09-064 and DRPA-13-030) and any prior inconsistent resolutions. In December 2013, the Authority issued \$476,585 in fixed rate bonds (the 2013 Revenue Bonds) based on this resolution, and \$73,415 remains authorized but not issued under this Board resolution.

Resolution DRPA-16-098: At its September 21, 2016 meeting, the Authority's Board authorized the Authority to issue Revenue Refunding Bonds "in an aggregate principal amount not to exceed \$960,000," "to advance refund and redeem all or a portion of the outstanding" 2013D Revenue Bonds, "to effect interest cost savings for the Authority, and, to the extent deemed economically advantageous and fiscally prudent, amend, replace or terminate any or all of the Authority's outstanding Interest Rate Swap Agreements." Based on this resolution, \$739,640 remains authorized but not issued.

DELAWARE RIVER PORT AUTHORITY
Notes to Combined Financial Statements
For the Periods Ended March 31, 2023, and December 31, 2022, Except Where Otherwise Noted
(dollars expressed in thousands)

Note 12. Funded and Long-Term Debt (Continued)

Debt Authorized but not Issued (Continued):

Resolution DRPA #18-008: This resolution authorized the issuance of up to \$350,000 in new revenue bonds, subject to market conditions. On December 18, 2018, the Authority issued \$273,475 in new revenue bonds (2018A Revenue Bonds), as per the resolution leaving \$76,525 in authorized but not issued bonds.

The Authority issued \$220.4 million in 2022 Revenue Refunding bonds in May 2022 and \$53.3 million in 2022 Port District Project Refunding Bonds in December 2022, thereby reducing the total balance of authorized but unissued debt to \$889,580 as of December 31, 2022. These authorizations provide flexibility for the Authority to engage in the aforementioned transactions, under the right conditions, but do not obligate the Authority to execute any of the transactions.

Bond Ratings:

Significant changes to the Authority's bond ratings, over the past eight (8) years, are described below:

Moody's Investors Service Bond Ratings ("Moody's"): In its report dated October 31, 2017, Moody's upgraded its bond ratings on all Authority outstanding bonds. The revenue bonds were upgraded from 'A3' to 'A2', and the port district project bonds were upgraded from 'Baa3' to 'Baa2,' all bonds being assigned a "stable outlook." This was the first upgrade by Moody's of the Authority's bonds in over a decade. In its report, Moody's cited several core strengths of the Authority including: "positive traffic momentum," "a strong liquidity profile," "a manageable capital program and," "no-near term debt needs until 2021", all key factors supporting the ratings increases.

On November 16, 2018, just prior to the issuance of the 2018 Revenue Bonds (Series A, B and C), Moody's assigned a "A2" rating to the new bonds and affirmed the rating on the Authority's existing revenue bonds at "A2". The Port District Project bonds were also affirmed at "Baa2". The ratings outlook was changed, for all bond issues, to "positive" from "stable."

In its report, Moody's cited the "expected elimination of DRPA's variable rate debt exposure and the termination of all of the outstanding swaps", along with stable future traffic volumes, continued strong liquidity with a "manageable capital plan", as key factors in the upward change in the outlook.

In February 2020, Moody's increased the Authority's bond ratings on all its bonds, raising the revenue bond rating to "A1" (from "A2") and the port district project bonds from "Baa2" to "Baa1." (The "outlook" on all bonds was changed from "positive" to "stable" due to the upgrade).

In March 2022, Moody's assigned "A1" to the Revenue Refunding Bonds, Series A of 2022 (federally taxable) and upgraded the 2012 Port District Project bonds to "A3" from "Baa1." Moody's affirmed the "A1" rating on the outstanding revenue bonds from 2013 and 2018.

On November 1, 2022, Moody's assigned "A3" to the Port District Project Refunding Bonds, Series 2022 and affirmed the ratings on all Revenue Bonds at "A1", all with a "stable outlook". These ratings remain in place as of December 31, 2022.

Standard & Poor's Ratings Services Bond Ratings ("S&P"): On April 21, 2016, S&P issued a bond ratings report on the Authority's debt, using its new joint ratings criteria, wherein the Authority's Port District Project Bonds were upgraded from "BBB" to "A- "(with stable outlook) and the Revenue Bonds were affirmed at "A", with a stable outlook. S&P cited the Authority's historical performance against budget, its strong financial stability and liquidity (including its capital "pay-go" fund), and its affordable 5-year capital plan of \$662,400, as underlying strengths supporting its ratings actions.

DELAWARE RIVER PORT AUTHORITY
Notes to Combined Financial Statements
For the Periods Ended March 31, 2023, and December 31, 2022, Except Where Otherwise Noted
(dollars expressed in thousands)

Note 12. Funded and Long-Term Debt (Continued)

Bond Ratings (Continued):

Standard & Poor's Ratings Services Bond Ratings ("S&P") (Continued): In its report dated August 1, 2017, S&P reaffirmed the Authority's ratings on both its Revenue and Port District Project Bonds. The report cited "historically strong liquidity levels," "DRPA's long history of stable transaction and revenue growth," "the maintenance of good debt service coverage, and "conservative" capital and operating budgets.

On November 16, 2018, just prior to the issuance of \$700,505 in 2018 Revenue Bonds (Series A, B and C), S&P assigned a rating of "A+" to the new bonds and upgraded its underlying rating on the existing revenue bonds to "A+" from "A", with a stable outlook. The Authority Port District Project Bonds were also upgraded to "A" from "A-", with a stable outlook. The upgrades reflected the application of S&P's new updated ratings criteria, published on March 12, 2018. S&P cited the Authority's "very strong enterprise risk profile and strong financial risk profile", along with the "long history of favorable net revenue growth and strategic capital funding leading to strong sustainable debt service coverage" and the Authority's strong liquidity and financial flexibility, which supported the upgrade decision.

In March 2022, S&P assigned "A+" to the Revenue Refunding Bonds, Series A of 2022 (federally taxable). S&P affirmed its "A+" rating on the outstanding revenue bonds from 2013 and 2018. The rating was withdrawn once the Authority opted to issue refunding bonds via a private placement loan with the Bank of America.

On November 2, 2022, S&P assigned an "A" rating to the Port District Project Refunding Bonds, Series 2022 and affirmed its "A+" rating on the Authority's outstanding revenue bonds, all with a stable outlook. These ratings remain in place as of December 31, 2022.

Impact of COVID-19 on Ratings Outlook: As mentioned above, the Authority's bonds were upgraded by Moody's in February 2020, prior to the explosion of the COVID-19 pandemic. As a result of the pandemic's impact on traffic and toll revenues, in March 2020, both Moody's and S&P changed the outlook for the entire toll sector to "negative". S&P also changed the Authority's outlook from "stable" to "negative"; however, Moody's did not change the Authority's "stable" outlook.

In March 2021, S&P restored the "stable" outlook for the toll road sector and also on the Authority's bonds, from "negative", after its review of the on-going recovery in the toll road sector since the beginning of 2021.

Note 13. Government Contributions for Capital Improvements, Additions, and Other Projects

The Authority receives contributions in aid for financing capital improvements to the rapid transit system from the Federal Transit Administration and other government agencies. Capital improvement grant funds of \$673 and \$11,049 were received thru March 31, 2023, and in year 2022, respectively. The Authority receives federal and state grants for specific construction purposes that are subject to review and audit by the grantor agencies. Although such audits could result in disallowances under terms of the grants, it is the opinion of management that any required reimbursements will not be material to the Authority's net position.

Note 14. Contingencies

Public liability claim exposures are self-insured by the Authority within its self-insured retention limit of \$5 million for each occurrence, after which, exists a claims-made excess liability policy with a limit of \$25 million per occurrence, and in the aggregate, to respond to any large losses exceeding the self-retention.

The claims and judgments liability of \$1,955 and \$2,123 reported at March 31, 2023, and December 31, 2022, respectively, is based on the requirements of GASBS No. 10, as amended, which requires that a liability for claims and judgments be reported if information prior to the issuance of the combined financial statements indicates that it is probable that a liability has been incurred at the date of the combined financial statements and the amount off the loss can be reasonably estimated.

DELAWARE RIVER PORT AUTHORITY
Notes to Combined Financial Statements
For the Periods Ended March 31, 2023, and December 31, 2022, Except Where Otherwise Noted
(dollars expressed in thousands)

Note 14. Contingencies (Continued)

The amount of the loss liability, which includes incremental costs, is estimated based on known facts, circumstances, and prior experience of the Authority.

The following is a summary of the claims and judgments liability of the Authority for the periods ended March 31, 2023, and December 31, 2022:

Claims and Judgments	3/31/2023	12/31/2022
Beginning balance	\$ 2,123	\$ 745
Incurred claims	1,360	1,782
Payment of claims	(1,528)	(404)
Ending balance	<u>\$ 1,955</u>	<u>\$ 2,123</u>

There have been no settlements that exceeded the Authority's insurance policies in any of the past three years. In addition, the Authority self-insures the initial \$1 million limit as a self-insured retention, per accident, for workers' compensation claims, after which a \$25 million limit of excess Workers' Compensation insurance is provided by the policy to respond to significant worker compensation injuries. PATCO self-insures the initial \$1 million limit, per accident, for workers' compensation claims, after which a \$25 million limit of excess Workers' Compensation insurance is retained to respond to significant worker compensation claims.

The self-insurance (workers' compensation) liability of \$5,900 and \$5,852 reported at March 31, 2023, and December 31, 2022, respectively, is based on the requirements of GASBS No. 10, as amended, which requires that a liability for claims and judgments be reported if information prior to the issuance of the combined financial statements indicates that it is probable that a liability has been incurred at the date of the combined financial statements and the amount of the loss can be reasonably estimated. The amount of the loss liability, which includes incremental costs, is estimated based on known facts, circumstances, and prior experience of the Authority.

The following is a summary of the self-insurance liability of the Authority for Workers' Compensation claims for the periods ended March 31, 2023, and December 31, 2022:

Self-Insurance (Workers' Compensation)	3/31/2023	12/31/2022
Beginning balance	\$ 5,852	\$ 6,074
Incurred claims	529	2,469
Payment of claims	(481)	(2,691)
Ending balance	<u>\$ 5,900</u>	<u>\$ 5,852</u>

There have been no settlements that exceeded the Authority's insurance policies in any of the past three years.

The Authority is involved in various actions arising in the ordinary course of business and from workers' compensation claims. In the opinion of management, the ultimate outcome of these actions will not have a material adverse effect on the Authority's combined net position and combined results of operations.

DELAWARE RIVER PORT AUTHORITY
Notes to Combined Financial Statements
For the Periods Ended March 31, 2023, and December 31, 2022, Except Where Otherwise Noted
(dollars expressed in thousands)

Note 14. Contingencies (Continued)

The Authority purchases commercial insurance for all other risks of loss, e.g., bridge and non-bridge property, crime, terrorism, etc. The Authority reviews annually, and where appropriate, adjusts policy loss limits and deductibles as recommended by its insurance consultants in response to prevailing market conditions, loss experience, and revenues. Policy loss limits are established with the professional assistance of independent insurance broker consultants to ensure that sufficient coverage exists to accommodate the maximum probable loss that may result in the ordinary course of business.

Article 5.11 Certification: Per Article 5.11 of the 1998 Bond Indenture, “...the Authority must maintain with responsible insurers all insurance required...to provide against loss of or damage to the Facilities and loss of Revenues...to protect the interests of the Authority and the Bondholders.”

The Authority must submit in writing certifications, by “the Insurance Consultant” to the bond trustee, by April 30 of each year, stating that it has sufficient coverage with regards to “multi-risk insurance” (on DRPA and PATCO facilities), “use and occupancy insurance” (i.e., business interruption), etc., in compliance with the Indenture of Trust. The certifications must provide “in reasonable detail the insurance then in effect pursuant to” Section 5.11 and also must state whether, during the calendar year, any facility has been “materially damaged or destroyed, and if so, the amount of insurance proceeds covering such loss or damage...” The Authority filed its annual insurance certification for 2022 prior to the April 30, 2022, deadline, asserting that “no material damage occurred at any facility” during the year (see Note 20).

Note 15. Commitments

Community Impact: The Authority has an agreement with the City of Philadelphia (“City”) for Community Impact regarding the PATCO high-speed transit system (“Locust Street Subway Agreement”). The agreement expires on December 31, 2050. For the years 2019 through 2050, the annual base payment shall equal one dollar. The Authority made its annual payment to the City in January 2023.

In addition, for the duration of the agreement, the Authority is required to annually create a PATCO Community Impact Fund in the amount of \$500, with payment of such fund to be divided annually between communities within the Commonwealth and the State, based on PATCO track miles in the respective states.

The estimated minimum commitment at March 31, 2023, is as follows:

Year	Amount
2023	\$ 375
2024	500
2025	500
2026	500
2027	500
Thereafter	11,500
	\$ 13,875

Redevelopment Fee: The Authority, pursuant to a January 2016 amendment to an original agreement dated December 31, 1991, is obligated to pay a net redevelopment fee to the City of Camden Redevelopment Agency in the net amount of \$363 annually, as an “ongoing yearly obligation”. This fee is paid annually on or about July 1. The Authority made its annual payment for this obligation in 2022 (see Note 20).

DELAWARE RIVER PORT AUTHORITY
Notes to Combined Financial Statements
For the Periods Ended March 31, 2023, and December 31, 2022, Except Where Otherwise Noted
(dollars expressed in thousands)

Note 15. Commitments (Continued)

OCIP Letters of Credit: In May 2008, the Authority entered into two new separate irrevocable (evergreen) standby Letters of Credit (“LOC”) with TD Bank, N.A. (formerly Commerce Bank) and Wachovia Bank, in support of the Authority’s “Owner Controlled Insurance Program (“OCIP”).” Under this insurance program, the Authority purchased various insurance policies and eligible contractors working on major capital construction projects enrolled into the OCIP. The original LOC with Wells Fargo Bank (formerly Wachovia Bank) was for a four-year term in the amount of \$5,000 with an expiration date of May 7, 2012. The LOC with TD Bank, N.A. was in an initial amount of \$3,015 and automatically increased annually each May, in the amount of \$816, until it expired on May 7, 2012.

The OCIP program was subsequently renewed in 2010, 2013 and 2014, and finally expired on December 31, 2014. During this period, the LOCs were reduced after consultation and approval by the insurance carrier. Although the OCIP program ended in 2015 (the Railroad Protective Liability policy was extended to March of 2015 to meet the completion date of the project), the insurance carrier, AIG required the Authority to maintain the required LOC coverage to cover anticipated workers’ compensation and general liability claims. Statutes of Limitations (“SOL”) for filing workers’ compensation claims, whether based on an occupational disability or a physical injury, vary from state-to-state. In New Jersey, there is a two-year SOL. Pennsylvania has a three-year SOL.

Pursuant to DRPA-15-064, the Board approved the renewal of the LOC in 2015, with TD Bank, N.A. with an expiration date of December 31, 2016, in the amount of \$5,462. Based on its annual reviews since 2016, AIG agreed to lower the LOC from \$5,462 to \$216, as of December 10, 2018. The Authority renewed the LOC in the amount of \$216, on December 31, 2018, for one year, to expire December 31, 2019. The LOC was subsequently renewed with the bank, in the amount of \$216, on December 31, 2019, to expire on December 31, 2020. In March 2020, the LOC was reduced to \$128. On December 31, 2020, the LOC was renewed for one year at \$128 to expire on December 31, 2021. On February 4, 2021, after a review of outstanding claims, AIG advised the Authority and its LOC bank that it was reducing the LOC requirement from \$128 to \$94. The LOC was subsequently renewed with the bank, in the amount of \$80, on December 31, 2021, to expire on December 31, 2022. The LOC was further extended to December 31, 2023, in the amount of \$80.

Contractual Commitments: As of March 31, 2023, the Authority had board-approved contracts with remaining balances as follows:

	Total
Benjamin Franklin Bridge:	
Bridge, building and pavement repairs and inspection	\$ 2,779
Deck Rehabilitation	676
4th Street Garage Repairs	1,335
Suspension Span Rehabilitation	77,833
Temporary toll, clerical, administration and custodial workers	2,245
Toll revenue, transportation, processing and systems upgrade	3,251
ERP consulting services	7,055
Engineering services - program management and task orders	34,455
Pedestrian bike ramp	285
Other	1,856
Walt Whitman Bridge:	
Design services for New Jersey approach	50
Corridor Rehabilitation	6,295
Cable Investigation Dehumidification	3,505
Painting spans and towers	105
Emergency generator replacement	103

DELAWARE RIVER PORT AUTHORITY
Notes to Combined Financial Statements
For the Periods Ended March 31, 2023, and December 31, 2022, Except Where Otherwise Noted
(dollars expressed in thousands)

Note 15. Commitments (Continued)

Contractual Commitments (Continued): As of March 31, 2023, the Authority had board-approved contracts with remaining balances as follows (Continued):

Commodore Barry Bridge:	
Bridge painting phase I & II and inspection	1,100
Structural repairs & other	9,321
Betsy Ross Bridge:	
Bridge Painting Phase I & II and Inspection	87,019
Bridge Resurfacing and Other	8,180
PATCO System:	
Car overhaul program	1,719
Elevators installation	3,106
Station enhancements	25,462
Westmont & Lindenwold viaduct and track rehabilitation	6,763
Subway structure, center tower & other rehabilitation	10,805
Other	
Other equipment and system upgrades and professional services and maintenance	7,508
	<u>\$ 302,812</u>

NJ Customer Service Center Contract: In 2015, the Authority signed a contract to participate in the NJ Customer Service Center Contract, related to the implementation of a new software system for the NJ E-ZPass group, of which the Authority is a member. The system went live in October 2017. The implementation of the software is in phase two.

In 2016, the Authority signed a memorandum of agreement (MOA) related to this implementation, which also sets forth how “certain non-toll revenues and expenses of the NJ E-ZPass Group” incurred will be shared among the Agencies....” (DRPA-16-125), including the resolution of prior “negative customer balances”, which have accumulated under the old contract. Under this MOA, the Authority was assigned a “Revenue Allocation share” which resulted in an initial one-time cash payment of approximately \$2,400 in 2017, representing the Authority’s pro-rata share of the past negative balances. Since then, the Authority has received a bill annually for their pro-rata share of the negative balances.

Under the contract, certain costs incurred by the NJ E-ZPass Group are allocated to member agencies based either on a percentage of revenues and/or transactions.

Labor Relations: The DRPA Board approved two (2) resolutions authorizing staff to negotiate one-year extensions of its Collective Bargaining Agreements (“CBA”) with the International Union of Operating Engineers Local 542 (“IUOE”) and International Brotherhood of Electrical Workers Local 351 (“IBEW”), both of which expired on December 31, 2020. The PATCO Board approved a resolution authorizing staff to negotiate a one-year extension for the CBA with the International Brotherhood of Teamsters Local 676 (“Teamsters”) that expired effective December 31, 2020. The IUOE and Teamsters extension agreements were fully executed, and each CBA expired December 31, 2021; the IBEW declined to execute an extension agreement, and IBEW represented employees continued to work under the terms of their expired CBA. DRPA’s 2017 CBA with FOP Lodge 30 of Pennsylvania and New Jersey (“FOP”) expired on December 31, 2021. All represented employees continued to work under the terms of their CBAs until the contract negotiations were finalized towards the end of 2022.

DELAWARE RIVER PORT AUTHORITY
Notes to Combined Financial Statements
For the Periods Ended March 31, 2023, and December 31, 2022, Except Where Otherwise Noted
(dollars expressed in thousands)

Note 15. Commitments (Continued)

Labor Relations (Continued): At its October 19, 2022, meeting, the Authority's Board approved resolutions authorizing the settlement of a Collective Bargaining Agreement ("CBA") with each of the following International Union of Operating engineers Local 542 ("IUOE"), International Brotherhood of Electrical Workers Local 351 ("IBEW"), and Fraternal Order of Police Penn Jersey Lodge 30 ("FOP").

At its October 19, 2022, meeting, the PATCO Board approved a Resolution authorizing settlement of a CBA with the International Brotherhood of Teamsters Local 676 ("Teamsters"). The respective parties subsequently executed agreements memorializing the agreed-upon terms. The IUOE, IBEW, and Teamsters CBAs were set to expire on December 31, 2024. The FOP CBA expires on December 31, 2025 (Note 20).

Note 16. Bridge and PATCO Fare Schedules

Bridge Fares: On July 1, 2011, the approved new bridge toll schedule was implemented as follows:

Class 1 - Motorcycle	\$ 5.00
Class 2 - Automobile	5.00
Class 3 - Two Axle Trucks	15.00
Class 4 - Three Axle Trucks	22.50
Class 5 - Four Axle Trucks	30.00
Class 6 - Five Axle Trucks	37.50
Class 7 - Six Axle Trucks	45.00
Class 8 - Bus	7.50
Class 9 - Bus	11.25
Class 10 - Senior Citizen	2.50
Class 13 - Auto with Trailer (1 axle)	8.75

PATCO Passenger Fares: On July 1, 2011, a new fare schedule was implemented as follows:

Lindenwold/Ashland Woodcrest	\$ 3.00
Haddonfield/Westmont/Collingswood	2.60
Ferry Avenue	2.25
New Jersey	1.60
City Hall/Broadway/Philadelphia	1.40
Off-Peak Reduced Fare Program	0.70

As noted above, PATCO has a federally mandated reduced off-peak fare program for "elderly persons and persons with disabilities." This off-peak rate is \$0.70/trip.

Frequent Bridge Traveler Credit: At its July 2015 meeting, the Authority's Board approved a resolution, DRPA-15-090, to re-implement an \$18 credit/18 trips per month for commuter passenger vehicles in the NJ E-ZPass system (the Authority is a member of this consortium). Programming to implement this initiative was finalized and the new "frequent bridge traveler credit" program became effective on December 1, 2015. In January 2016, frequent users received their first credit since reintroduction of the program. Approximately, \$317, and \$1.15 million in toll credits were paid to frequent travelers for the periods January 1, 2023, through March 31, 2023, and for the year 2022 respectively.

Deferral of CPI Based Toll Increase: In January 2017, the Authority's Board approved resolution DRPA-17-002, which authorized the deferral of the CPI index based biennial toll increase. The toll increase was deferred from January 1, 2017, to January 1, 2019.

DELAWARE RIVER PORT AUTHORITY
Notes to Combined Financial Statements
For the Periods Ended March 31, 2023, and December 31, 2022, Except Where Otherwise Noted
(dollars expressed in thousands)

Note 16. Bridge and PATCO Fare Schedules (Continued)

Deferral of CPI Based Toll Increase (Continued): The Authority performed a calculation to determine if a CPI-indexed toll rate change would be enacted for January 1, 2019, using CPI data for September 2018. Based on increases in the CPI for the calculation period, a toll rate increase would have become effective on January 1, 2019. However, the Authority's Board determined that "sufficient revenues and bond project funds and General Fund "pay go" capital funds were available to fund the next four to five years of its capital plan. Therefore, on December 5, 2018, the Authority's Board approved resolution DRPA#18-131, which authorized the deferral of the CPI-based biennial toll increase from January 1, 2019, to January 1, 2021.

On December 9, 2020, the Authority's Board approved resolution DRPA#20-133 that authorized the deferral of the CPI-based biennial toll increase again, this time for one year only, from January 1, 2021, to January 1, 2022. On December 8, 2021, the Authority's Board approved resolution DRPA #21-120 that authorized the deferral of the CPI-based biennial toll increase again, for one year only, from January 1, 2022, to January 1, 2023.

Most recently, the Authority's Board, at its December 2022 meeting, approved resolution DRPA #22-127 that authorized the deferral of the CPI-based biennial toll increase once again. The CPI indexed toll increase was deferred until January 1, 2024.

Note 17. New Governmental Accounting Pronouncements

The Governmental Accounting Standards Board (GASB) has issued the following statements that have effective dates that may affect future financial presentations:

Statement No. 96, *Subscription-Based Information Technology Arrangements*. This Statement provides guidance on the accounting and financial reporting for subscription-based information technology arrangements (SBITAs) for government end users (governments). This Statement (1) defines a SBITA; (2) establishes that a SBITA results in a right-to-use subscription asset, an intangible asset, and a corresponding subscription liability; (3) provides the capitalization criteria for outlays other than subscription payments, including implementation costs of a SBITA; and (4) requires note disclosures regarding a SBITA.

To the extent relevant, the standards for SBITAs are based on the standards established in Statement No. 87, *Leases*, as amended. The Statement will become effective for the Authority's year ending December 31, 2023. Management is currently evaluating whether or not this Statement will have an impact on the basic financial statements of the Authority.

Statement No. 101, *Compensated Absences*. The objective of this Statement is to better meet the information needs of financial statement users by updating the recognition and measurement guidance for compensated absences. That objective is achieved by aligning the recognition and measurement guidance under a unified model and by amending certain previously required disclosures. The Statement will become effective for the Authority's year ending December 31, 2024.

Note 18. Blended Component Unit

Port Authority Transit Corporation (PATCO) is a wholly owned subsidiary of the Delaware River Port Authority (DRPA) established to operate and maintain the rapid transit system owned and constructed by DRPA. PATCO and DRPA share the same Board of Commissioners.

A financial benefit or burden relationship exists between DRPA and PATCO as DRPA subsidizes the losses of PATCO and intends to continue to do so. The financial results of PATCO have been blended with those of DRPA in the financial statements.

DELAWARE RIVER PORT AUTHORITY
Notes to Combined Financial Statements
For the Periods Ended March 31, 2023, and December 31, 2022, Except Where Otherwise Noted
(dollars expressed in thousands)

Note 18. Blended Component Unit (Continued)

Rent of Transit System Facilities: All rapid transit system facilities used by PATCO are leased from the Authority, under terms of an agreement dated April 18, 1969, and amended June 3, 1974. The lease requires PATCO to operate and maintain the Locust-Lindenwold line. The terms of the amended agreement, which was made retroactive to January 1, 1974, and which is to continue from year to year, provide that PATCO pay a minimum annual rental of \$6,122, which approximates the sum of the annual interest expense to the Authority for that portion of its indebtedness attributable to the construction and equipping of the leased facilities plus the provision for depreciation of the rapid transit facilities as recorded by the Authority. In addition, the lease requires PATCO to pay to the Authority any net earnings from operations for the Locust-Lindenwold line less a reasonable amount to be retained for working capital and operating reserves.

PATCO's outstanding liability to the DRPA for period January 1, 1974, to March 31, 2023, related to this agreement totals \$301,358.

Net Position: The net position totaling (\$973,537) and (\$961,096) as of March 31, 2023, and December 31, 2022, respectively, represents the total losses for PATCO since inception.

Condensed combining financial information applicable to DRPA and PATCO as of and for the year ended March 31, 2023, is as follows:

	As of March 31, 2023		
	DRPA	PATCO	Total
Current assets	\$ 434,610	\$ 15,735	\$ 450,344
Receivable from primary government	(2,790)	2,790	
Capital assets	1,943,572		1,943,572
Other noncurrent assets	11,144		11,144
Total assets	2,386,535	18,525	2,405,060
Deferred outflows of resources	40,019	12,325	52,345
Current liabilities	111,259	14,746	126,006
Payables to primary government:			
Lease agreement	(301,358)	301,358	
Advances from DRPA	(657,213)	657,213	
Noncurrent liabilities	1,108,753	23,923	1,132,676
Total liabilities	261,440	997,241	1,258,682
Deferred inflows of resources	53,745	7,146	60,891
Total net position (deficiency)	\$ 2,111,370	\$ (973,537)	\$ 1,137,832

DELAWARE RIVER PORT AUTHORITY
Notes to Combined Financial Statements
For the Periods Ended March 31, 2023, and December 31, 2022, Except Where Otherwise Noted
(dollars expressed in thousands)

Note 18. Blended Component Unit (Continued)

Condensed combining financial information applicable to DRPA and PATCO as of and for the year ended March 31, 2023, is as follows (continued):

	For the Period Ended March 31, 2023		
	DRPA	PATCO	Total
Operating revenues			
Bridge revenues	\$ 76,586		\$ 76,586
Transit systems		\$ 3,371	3,371
Other	58		58
Total operating revenues	76,644	3,371	80,015
Operating expenses			
Operating - other	24,438	14,317	38,755
Depreciation	19,466		19,466
Total operating expenses	43,903	14,317	58,220
Operating income (loss)	32,741	(10,946)	21,795
Nonoperating revenues (expenses)			
Interest expense	(6,319)	31	(6,288)
Economic development activities	(6)		(6)
Lease rental	1,531	(1,531)	
Other	2,018	4	2,022
Total nonoperating revenues (expenses)	(2,777)	(1,495)	(4,272)
Capital contributions	673	-	673
Change in net position	30,638	(12,441)	18,196
Net position (deficiency), January 1	2,080,732	(961,096)	1,119,636
Net position (deficiency), March 31	\$ 2,111,370	\$ (973,537)	\$ 1,137,832
	For the Period Ended March 31, 2023		
	DRPA	PATCO	Total
Net cash provided by (used in) operating activities	\$ 34,590	\$ (34)	\$ 34,556
Net cash provided by (used in) noncapital financing activities	1,731	4	1,735
Net cash provided by (used in) capital and related financing activities	(94,827)		(94,827)
Net cash provided by (used in) investing activities	62,711		62,711
Net increase (decrease) in cash and cash equivalents	4,205	(30)	4,175
Cash and cash equivalents, January 1	36,349	1,351	37,700
Cash and cash equivalents, March 31	\$ 40,554	\$ 1,321	\$ 41,875

DELAWARE RIVER PORT AUTHORITY
Notes to Combined Financial Statements
For the Periods Ended March 31, 2023, and December 31, 2022, Except Where Otherwise Noted
(dollars expressed in thousands)

Note 18. Blended Component Unit (Continued)

Condensed combining financial information applicable to DRPA and PATCO as of and for the year ended December 31, 2022, is as follows:

	As of December 31, 2022		
	DRPA	PATCO	Total
Current assets	\$ 496,282	\$ 13,175	\$ 509,457
Receivable from primary government	(3,503)	3,503	
Capital assets	1,951,167		1,951,167
Other noncurrent assets	13,387		13,387
Total assets	2,457,333	16,678	2,474,011
Deferred outflows of resources	41,797	12,325	54,122
Current liabilities	128,444	14,746	143,190
Payables to primary government:			
Lease agreement	(299,828)	299,828	
Advances from DRPA	(646,265)	646,265	
Noncurrent liabilities	1,181,704	22,114	1,203,818
Total liabilities	364,055	982,953	1,347,008
Deferred inflows of resources	54,343	7,146	61,489
Total net position (deficiency)	\$ 2,080,732	\$ (961,096)	\$ 1,119,636

DELAWARE RIVER PORT AUTHORITY
Notes to Combined Financial Statements
For the Periods Ended March 31, 2023, and December 31, 2022, Except Where Otherwise Noted
(dollars expressed in thousands)

Note 19. Change in Accounting Principles

Change in Accounting Principles: For the year ended December 31, 2022, the Authority was required to implement GASB Statement No. 87, *Leases*. The objective of this Statement is to better meet the information needs of financial statement users by improving accounting and financial reporting for leases by governments. This Statement increases the usefulness of governments' financial statements by requiring recognition of certain lease assets and liabilities for leases that previously were classified as operating leases and recognized as inflows of resources or outflows of resources based on the payment provisions of the contract. It establishes a single model for lease accounting based on the foundational principle that leases are financings of the right to use an underlying asset. Under this Statement, a lessee is required to recognize a lease liability and an intangible right-to-use lease asset, and a lessor is required to recognize a lease receivable and a deferred inflow of resources, thereby enhancing the relevance and consistency of information about governments' leasing activities.

For additional information related to the Authority's lessor agreements, see Note 5.

The cumulative effect of adopting GASB Statement No. 87 is summarized as follows:

Cumulative effect of adopting GASB Statement No. 87 - Combined Statement of Revenues, Expenses and Changes in Net Position		
Net Position, January 1, 2022		\$ 1,013,376
Increase in Net Position:		
Recognition of leases receivable	\$ 7,952	
Recognition of deferred inflows of resources	(7,859)	
Cumulative effect of change in accounting principles		93
Net Position, January 1, 2022 (as restated)		\$ 1,013,469
Cumulative effect of adopting GASB Statement No. 87 - Revenue Fund		
Net Position (Deficiency), January 1, 2022		\$ (170,986)
Increase in Net Position:		
Recognition of leases receivable	\$ 7,952	
Recognition of deferred inflows of resources	(7,859)	
Cumulative effect of change in accounting principles		93
Net Position (Deficiency), January 1, 2022 (as restated)		\$ (170,893)

DELAWARE RIVER PORT AUTHORITY
Notes to Combined Financial Statements
For the Periods Ended March 31, 2023, and December 31, 2022, Except Where Otherwise Noted
(dollars expressed in thousands)

Note 20. Subsequent Events

Labor Relations: At its May 17, 2023 meeting, the DRPA Board approved Resolutions authorizing additional economic provisions and terms with the IUOE, IBEW, and FOP, and extended the expiration date of the IUOE and IBEW CBAs through December 31, 2025. At its May 17, 2023 meeting, the PATCO Board approved a Resolution authorizing additional economic provisions and terms with the Teamsters CBA and extended the expiration date of the Teamsters CBA through December 31, 2025. The respective parties subsequently executed agreements memorializing the agreed-upon terms.

Redevelopment Fee: The Authority made its annual payment for this obligation in June 2023.

Article 5.11 Certification: The Authority filed its annual insurance certification for 2022 prior to the April 30, 2023, deadline, asserting that “no material damage occurred at any facility” during the year.

Schedule 1

DELAWARE RIVER PORT AUTHORITY
CASH & CASH EQUIVALENTS
March 31, 2023 (Unaudited)

REVENUE FUND:

Cash on hand:			
Undeposited Tolls and Ticket Sales	\$	820,772	
Santander Bank, N.A.		246,511	
TD Bank N.A.		4,305,701	
Bank of America, N.A.		3,000,524	
Bank Of New York Mellon, N.A.		2,935,527	
Wells Fargo Bank, N.A.		2,176,966	
		<u> </u>	<u>\$ 13,486,000</u>

1999 PORT DISTRICT PROJECT FUND:

Wells Fargo Bank, N.A.			\$ 473,158
------------------------	--	--	------------

1999 PROJECT FUND:

Santander Bank, N.A.			\$ 59,566
----------------------	--	--	-----------

GENERAL FUND:

Cash on Hand - Change and Working Funds for PATCO Transit			
System Stations		223,140	
Wells Fargo Bank, N.A.		3,747,261	
Santander Bank, N.A.		2,722,325	
TD Bank N.A.		21,163,494	
		<u> </u>	<u>\$ 27,856,219</u>

Total			<u>\$ 41,874,943</u>
--------------	--	--	-----------------------------

**DELAWARE RIVER PORT AUTHORITY
INVESTMENTS
3/31/2022**

	<i>Par Value</i>	<i>Fair Value</i>
REVENUE FUND:		
Wells Fargo Securities Revenue Fund Money Market	\$ <u>8,639,553</u>	<u>8,639,553</u>
MAINTENANCE RESERVE FUND (Restricted):		
Goldman Sachs Treasury Obligation Money Market	\$ <u>6,351,237</u>	<u>6,351,237</u>
2013 DEBT SERVICE FUND (Restricted):		
Goldman Sachs Treasury Obligation Money Market	\$ <u>3,095,324</u>	<u>3,095,324</u>
2022A DEBT SERVICE FUND (Restricted):		
Goldman Sachs Treasury Obligation Money Market	\$ <u>2,467,709</u>	<u>2,467,709</u>
1998B BOND RESERVE FUND (Restricted):		
TD Bank CD 05/19/2023	\$ 25,000,000	25,000,000
Goldman Sachs Treasury Obligation Money Market	58,291,101	58,291,101
	\$ <u>83,291,101</u>	<u>83,291,101</u>
2022 PORT DISTRICT DEBT RESERVE FUND (Restricted):		
Goldman Sachs Treasury Obligation Money Market	\$ <u>5,637,904</u>	<u>5,637,904</u>
2022 PORT DISTRICT DEBT SERVICE FUND (Restricted):		
Goldman Sachs Treasury Obligation Money Market	\$ <u>3,888,474</u>	<u>3,888,474</u>
2018A DEBT SERVICE FUND (Restricted):		
Goldman Sachs Treasury Obligation Money Market	\$ <u>3,478,014</u>	<u>3,478,014</u>
2018B DEBT SERVICE FUND (Restricted):		
Goldman Sachs Treasury Obligation Money Market	\$ <u>18,691,444</u>	<u>18,691,444</u>
GENERAL FUND:		
Wells Fargo Securities Money Market	\$ 22,640,702	22,640,702
UBS Investments	33,347,906	33,189,413
First State Trust	17,539,485	17,406,947
Swarthmore Group Investments	58,806,701	58,477,002
Haverford Trust Investments	5,833,879	5,815,248
Haverford Trust CD	6,886,386	6,886,386
TD Bank Investment Account	76,072,144	76,072,144
TD Bank PDP Bond 2022 Cost of Issuance	0	0
Wells Fargo Capital Reserve Pay-as-You-Go Money Market	14,445,511	14,445,511
Victor Lofts Custody (Goldman Sachs Gov't Fund Institutional Shares)	310,080	310,080
UBS Investments PATCO	<u>2,877,418</u>	<u>2,877,418</u>
	\$ <u>238,760,213</u>	<u>238,120,852</u>
Total investments	\$ <u>374,300,972</u>	<u>373,661,612</u>

DELAWARE RIVER PORT AUTHORITY
INTEREST INCOME BY FUND (Unaudited)

	<i>Periods Ended</i>	
	3/31/2023	3/31/2022
Revenue Fund	\$ 174,194	\$ 979
Maintenance Reserve Fund	66,218	545
2018 Revenue Bonds Project Fund	-	-
2012 Port District Debt Service Fund	197	316
2022 Port District Debt Service Fund	58,577	-
2022 Port District Debt Service Reserve Fund	18,714	-
1998 Bond Reserve Fund	883,925	28,257
2012 Port Debt Service Reserve Fund	188	157,760
2013 Debt Service Fund	16,641	385
2018 Debt Service Fund	127,849	1,329
2022 A Debt Service Fund	13,043	-
General Fund	3,215,258	(2,571,925)
	\$ 4,574,803	\$ (2,382,354)

DELAWARE RIVER PORT AUTHORITY
BRIDGE REVENUES AND OPERATING EXPENSES*
FOR THE PERIODS INDICATED (Unaudited)

	<i>Period Ending</i>	
	<u>3/31/2023</u>	<u>3/31/2022</u>
BENJAMIN FRANKLIN BRIDGE		
Operating Revenues		
Bridge Tolls	\$ 24,853,371	\$ 23,817,006
Other Operating Revenues	651,521	528,113
Total Operating Revenues	25,504,892	24,345,119
Operating Expenses	3,901,551	3,715,524
Net Operating Income	21,603,341	20,629,595
WALT WHITMAN BRIDGE		
Operating Revenues		
Bridge Tolls	29,839,403	27,527,305
Other Operating Revenues	670,557	556,366
Total Operating Revenues	30,509,960	28,083,672
Operating Expenses	4,316,027	4,359,808
Net Operating Income	26,193,933	23,723,864
COMMODORE BARRY BRIDGE		
Operating Revenues		
Bridge Tolls	13,724,709	12,804,690
Other Operating Revenues	580	-
Total Operating Revenues	13,725,289	12,804,690
Operating Expenses	1,818,853	1,687,234
Net Operating Income	11,906,436	11,117,457
BETSY ROSS BRIDGE		
Operating Revenues		
Bridge Tolls	6,386,210	6,445,022
Other Operating Revenues	13	-
Total Operating Revenues	6,386,223	6,445,022
Operating Expenses	1,868,970	2,031,866
Net Operating Income	4,517,253	4,413,156
COMBINED TOTALS		
Operating Revenues:		
Bridge Tolls	\$ 74,803,693	\$ 70,594,025
Other	1,322,671	1,084,479
Total Operating Revenues	76,126,365	71,678,503
Operating Expenses	11,905,402	11,794,432
Net Operating Income	\$ 64,220,963	\$ 59,884,071

* This report is strictly for DRPA bridge related revenues and expenditures.

DELAWARE RIVER PORT AUTHORITY
ECONOMIC DEVELOPMENT ACTIVITY
FOR THE PERIODS ENDED MARCH 31, 2023 & DECEMBER 31, 2022 (Unaudited)

	<i>Year Ended</i>		<i>2023 YTD Activity</i>
	<u>03/31/23</u>	<u>12/31/22</u>	<u>(Loans and Principal Payments)</u>
ECONOMIC DEVELOPMENT LOANS:			
Cooper River Boathouse	\$ 288,552	\$ 302,238	\$ (13,686)
Camden Aquarium	9,607,729	9,870,196	(262,466)
Total Loans	\$ 9,896,282	\$ 10,172,434	\$ (276,152)
 Provision for loan losses	 \$ (1,344,551)	 \$ (1,344,551)	 \$ -
 Total Loans per Balance Sheet - Net	 \$ 8,551,731	 \$ 8,827,883	 \$ (276,152)

DRPA MONTHLY LIST OF PREVIOUSLY APPROVED PAYMENTS

DELAWARE RIVER PORT AUTHORITY
MONTHLY LIST OF PAYMENTS 7/01/23 THRU 7/31/23
MEETING DATE 8/16/2023

<u>VENDOR NAME</u>	<u>ITEM DESCRIPTION</u>	<u>RESOLUTION #/ AUTHORIZATION</u>	<u>AMOUNT</u>
AMERIHEALTH INSURANCE COMPANY	ACTIVE EMPLOYEE MEDICAL INSURANCE	D-22-076	\$1,364,962.45
	ACTIVE EMPLOYEE MEDICAL INSURANCE TOTAL		\$1,364,962.45
CANON FINANCIAL SERVICES INC	AUTHORITY WIDE COPIERS & PRINTERS	D-21-121	\$26,873.32
CANON FINANCIAL SERVICES INC	AUTHORITY WIDE COPIERS & PRINTERS	D-16-083	\$34,950.31 **
	AUTHORITY WIDE COPIERS & PRINTERS TOTAL		\$61,823.63
CONIGLIO & CONIGLIO, INC.	AUTO ACCESSORIES	25KTHRES	\$1,722.30
GENUINE PART COMPANY	AUTO ACCESSORIES	D-23-024	\$2,339.42
LINDSAY CORPORATION	AUTO ACCESSORIES	25KTHRES	\$1,327.30
Y-PERS, INC.	AUTO ACCESSORIES	25KTHRES	\$512.28
	AUTO ACCESSORIES TOTAL		\$5,901.30
ATANE ENGINEERS ARCHITECTS & LAND	BIENNIAL INSPECTION	D-22-016	\$49,703.34
REMINGTON & VERNICK ENGINEERS	BIENNIAL INSPECTION	D-22-014	\$8,507.33
	BIENNIAL INSPECTION TOTAL		\$58,210.67
TD BANK, N.A.	BOND SERVICE	BOND RESOLUTIONS	\$9,662,000.00
	BOND SERVICE TOTAL		\$9,662,000.00
AECOM TECHNICAL SERVICES, INC	BRB MAINTENANCE PAINTING AND STEEL REPAIR	D-18-031	\$6,529.67 **
	BRB MAINTENANCE PAINTING AND STEEL REPAIR TOTAL		\$6,529.67
DENNEY ELECTRIC SUPPLY OF AMBLER,	BRB ROADWAY LIGHT FIXTURES	D-23-026E	\$46,055.96 **
	BRB ROADWAY LIGHT FIXTURES TOTAL		\$46,055.96
GALLAGHER BENEFIT SERVICES, INC	BROKER FEES	D-18-053	\$26,062.50
	BROKER FEES TOTAL		\$26,062.50
WSP USA INC.	CABLE INVESTIGATION	D-19-134	\$166,400.54 **
	CABLE INVESTIGATION TOTAL		\$166,400.54
HATCH ASSOCIATES CONSULTANTS, INC.	CAR REHAB DESIGN	D-21-110	\$62,408.66 **
	CAR REHAB DESIGN TOTAL		\$62,408.66
JOSEPH M. MCARROY	CDL LICENSE FEES	25KTHRES	\$123.50
	CDL LICENSE FEES TOTAL		\$123.50
COLLIERS ENGINEERING & DESIGN, INC.	CENTER TOWER PUMP ROOM REHABILITATION	D-21-014	\$12,912.53 **
	CENTER TOWER PUMP ROOM REHABILITATION TOTAL		\$12,912.53
GANNETT FLEMING, INC.	CENTER TOWER/COMMAND & CONTROL CENTER	D-21-014	\$3,949.22
GANNETT FLEMING, INC.	CENTER TOWER/COMMAND & CONTROL CENTER	D-16-011	\$66,453.47 **
	CENTER TOWER/COMMAND & CONTROL CENTER TOTAL		\$70,402.69
WEST PUBLISHING CORPORATION	COMPUTER SOFTWARE	25KTHRES	\$353.25
	COMPUTER SOFTWARE TOTAL		\$353.25
BRINK'S, INCORPORATED	CONTRACT SERVICE EXPENSE	D-20-045	\$28,879.28
FRITZ H. SIMS, JR.	CONTRACT SERVICE EXPENSE	25KTHRES	\$2,220.00
JOHN F. LOTIERZO	CONTRACT SERVICE EXPENSE	D-22-099C	\$5,062.50
N.E. BRIDGE CONTRACTORS, INC	CONTRACT SERVICE EXPENSE	D-23-008	\$28,800.00
AECOM TECHNICAL SERVICES, INC	CONTRACT SERVICE EXPENSE	D-22-017	\$3,776.44
NORTHEAST WORK & SAFETY BOATS LLC	CONTRACT SERVICE EXPENSE	D-21-050	\$5,775.07
TRI-COUNTY TERMITE & PEST CONTROL	CONTRACT SERVICE EXPENSE	25KTHRES	\$535.00
	CONTRACT SERVICE EXPENSE TOTAL		\$75,048.29
PRWT SERVICES INC	CONTRACTED TEMP HELP - TOLL COLLECTORS	D-22-052	\$308,577.76
	CONTRACTED TEMP HELP - TOLL COLLECTORS TOTAL		\$308,577.76
CONDUENT STATE & LOCAL SOLUTIONS	CONTRACTORS - EZP VPC	D-16-125	\$198,353.52
	CONTRACTORS - EZP VPC TOTAL		\$198,353.52
TRIAD ADVISORY SERVICES INC	CROWD CONTROL EQUIPMENT	D-19-138	\$490.00 **
	CROWD CONTROL EQUIPMENT TOTAL		\$490.00
CJ MAINTENANCE INC	CUSTODIAL SERVICES	D-20-068	\$43,327.39
	CUSTODIAL SERVICES TOTAL		\$43,327.39
DELL MARKETING LP	DATA PROCESSING	25KTHRES	\$3,608.09
SCHNEIDER ELECTRIC BUILDINGS	DATA PROCESSING	D-21-055	\$750.00
SCHNEIDER ELECTRIC BUILDINGS	DATA PROCESSING	D-22-080A	\$61,500.00
SHI INTERNATIONAL CORP.	DATA PROCESSING	25KTHRES	\$10,629.62
SHI INTERNATIONAL CORP.	DATA PROCESSING	D-23-046C	\$56,950.06
	DATA PROCESSING TOTAL		\$133,437.77
URBAN ENGINEERS, INC.	DECK CONDITION ASSESSMENT AND FEASIBILITY	D-19-086	\$623.68 **
	DECK CONDITION ASSESSMENT AND FEASIBILITY TOTAL		\$623.68
AECOM TECHNICAL SERVICES, INC	DELEADING AND REPAINTING	D-16-002	\$29,656.92 **
ARCHER & GREINER, PC	DELEADING AND REPAINTING	D-22-001	\$58,877.50
	DELEADING AND REPAINTING TOTAL		\$88,534.42
PETROLEUM TRADERS CORPORATION	DIESEL FUEL	D-23-005	\$25,378.88
	DIESEL FUEL TOTAL		\$25,378.88
TRIAD ADVISORY SERVICES INC	DRPA FACILITY HARDENING - PATCO	D-19-138	\$1,365.00 **
	DRPA FACILITY HARDENING - PATCO TOTAL		\$1,365.00
ATLANTIC CITY ELECTRIC	ELECTRICITY EXPENSE	UTILITY	\$10,638.21
PECO - PAYMENT PROCESSING	ELECTRICITY EXPENSE	UTILITY	\$33,662.83
PSE&G CO.	ELECTRICITY EXPENSE	UTILITY	\$45,846.87
TOTALENERGIES STRONG, LLC	ELECTRICITY EXPENSE	UTILITY	\$18,880.72
	ELECTRICITY EXPENSE TOTAL		\$109,028.63
DENNEY ELECTRIC SUPPLY OF AMBLER	ELECTRONIC SURVEILLANCE & INTEGRATION	D-21-111	\$310,310.00 **
	ELECTRONIC SURVEILLANCE & INTEGRATION TOTAL		\$310,310.00

** Capital Expenditure

*** Multiple Invoices

DELAWARE RIVER PORT AUTHORITY
MONTHLY LIST OF PAYMENTS 7/01/23 THRU 7/31/23
MEETING DATE 8/16/2023

<u>VENDOR NAME</u>	<u>ITEM DESCRIPTION</u>	<u>RESOLUTION #/ AUTHORIZATION</u>	<u>AMOUNT</u>
ELITE ELEVATOR SERVICES LLC	ELEVATORS & ESCALATORS	D-18-114	\$3,092.40
	ELEVATORS & ESCALATORS TOTAL		\$3,092.40
CAREBRIDGE CORPORATION	EMPLOYEE ASSISTANCE PROGRAM PAYABLE	D-21-070	\$2,274.48
	EMPLOYEE ASSISTANCE PROGRAM PAYABLE TOTAL		\$2,274.48
DELTA DENTAL OF NEW JERSEY, INC.	EMPLOYEE DENTAL INSURANCE	D-21-082	\$25,968.96
	EMPLOYEE DENTAL INSURANCE TOTAL		\$25,968.96
VISION BENEFITS OF AMERICA	EMPLOYEE VISON INSURANCE	D-22-060	\$2,606.44
	EMPLOYEE VISON INSURANCE TOTAL		\$2,606.44
HATCH ASSOCIATES CONSULTANTS, INC.	ENGINEERING SERVICES	D-21-014	\$6,468.99
HNTB CORPORATION	ENGINEERING SERVICES	D-21-014	\$13,590.51
HNTB CORPORATION	ENGINEERING SERVICES	D-22-014	\$36,903.49
HNTB CORPORATION	ENGINEERING SERVICES	D-22-018	\$33,348.62
MCLAREN TECHNICAL SERVICES, INC.	ENGINEERING SERVICES	D-21-014	\$3,174.30
PENNONI ASSOCIATES INC.	ENGINEERING SERVICES	D-21-014	\$4,275.80
T.Y.LIN INTERNATIONAL	ENGINEERING SERVICES	D-21-014	\$2,263.75
TRANSYSTEMS CORPORATION	ENGINEERING SERVICES	D-23-018	\$30,638.97
	ENGINEERING SERVICES TOTAL		\$130,664.43
ANA SOURCING LLC	EQUIPMENT & TOOLS	25KTHRES	\$5,612.81
ARAMSCO, INC.	EQUIPMENT & TOOLS	25KTHRES	\$5,622.00
BDF CHEMICAL CO INC	EQUIPMENT & TOOLS	25KTHRES	\$598.00
COLLINGS CONTRACTING TECHNOLOGIES	EQUIPMENT & TOOLS	25KTHRES	\$1,268.37
FELTON L. WALKER	EQUIPMENT & TOOLS	25KTHRES	\$2,490.08
LACAL EQUIPMENT INC	EQUIPMENT & TOOLS	25KTHRES	\$1,740.69
LEXIPOL LLC	EQUIPMENT & TOOLS	25KTHRES	\$765.36
MARTEK INDUSTRIES, INC.	EQUIPMENT & TOOLS	25KTHRES	\$4,680.00
PENDERGAST SAFETY EQUIPMENT CO	EQUIPMENT & TOOLS	25KTHRES	\$3,060.80
PUBLIC SAFETY UNLIMITED, LLC	EQUIPMENT & TOOLS	25KTHRES	\$1,375.00
SLATEBELT SAFETY	EQUIPMENT & TOOLS	25KTHRES	\$4,166.00
STAUFFER GLOVE & SAFETY	EQUIPMENT & TOOLS	25KTHRES	\$25.00
SUNBELT RENTALS, INC.	EQUIPMENT & TOOLS	D-23-006	\$3,487.69
SUPREME SAFETY, INC	EQUIPMENT & TOOLS	25KTHRES	\$2,855.06
T. FRANK MCCALL'S, INC.	EQUIPMENT & TOOLS	25KTHRES	\$759.78
THE SHERWIN WILLIAMS COMPANY	EQUIPMENT & TOOLS	25KTHRES	\$5,639.87
TINA A. LISTON-HORNER	EQUIPMENT & TOOLS	25KTHRES	\$2,144.32
TRISTATE INDUSTRIAL DISTRIBUTORS	EQUIPMENT & TOOLS	25KTHRES	\$852.44
TURTLE & HUGHES, INC.	EQUIPMENT & TOOLS	25KTHRES	\$17,426.00
WITMER PUBLIC SAFETY GRP INC	EQUIPMENT & TOOLS	25KTHRES	\$291.99
	EQUIPMENT & TOOLS TOTAL		\$64,861.26
NEW JERSEY TURNPIKE AUTHORITY	E-Z PASS TRANSPONDERS - MARK IV - 2022	D-16-125	\$8,933.27
	E-Z PASS TRANSPONDERS - MARK IV - 2022 TOTAL		\$8,933.27
AMERICAN EXPRESS	E-ZPASS CREDIT CARD FEES	25KTHRES	\$55.48
NJ E-ZPASS	E-ZPASS CREDIT CARD FEES	D-16-125	\$819,889.67
PAYMENTECH	E-ZPASS CREDIT CARD FEES	D-04-031	\$1,053.92
	E-ZPASS CREDIT CARD FEES TOTAL		\$820,999.07
MADHAVAN INC	FARE COLLECTION EQP	25KTHRES	\$2,715.00
	FARE COLLECTION EQP TOTAL		\$2,715.00
INTERNATIONAL ROAD DYNAMICS CORP.	FASTENERS	25KTHRES	\$1,000.00
	FASTENERS TOTAL		\$1,000.00
FASTENAL COMPANY	FINGER JOINT REHABILITATION	25KTHRES	\$35,127.71 ***
	FINGER JOINT REHABILITATION TOTAL		\$35,127.71
FORTRESS PROTECTION LLC	FIRE PROTECTION EQP	25KTHRES	\$920.00
	FIRE PROTECTION EQP TOTAL		\$920.00
DAVID WEBER OIL CO.	GASOLINE/OIL	D-22-058A	\$14,379.32
	GASOLINE/OIL TOTAL		\$14,379.32
PARKER MCCAY PA	GLASSBORO-CAMDEN LINE	D-22-001	\$770.00 **
	GLASSBORO-CAMDEN LINE TOTAL		\$770.00
SYMETRA LIFE INSURANCE COMP.	GROUP LIFE & ACCIDENT INSURANCE	D-20-081	\$115,185.58
	GROUP LIFE & ACCIDENT INSURANCE TOTAL		\$115,185.58
CHERRY VALLEY TRACTOR SALES	HAMMER KNIFE CUTTING DECK	25KTHRES	\$1,740.21
	HAMMER KNIFE CUTTING DECK TOTAL		\$1,740.21
PHILADELPHIA GAS WORKS	HEATING EXPENSE	UTILITY	\$157.59
	HEATING EXPENSE TOTAL		\$157.59
PDM GROUP	HVAC	25KTHRES	\$4,800.00
	HVAC TOTAL		\$4,800.00
A.P. CONSTRUCTION, INC.	INST ELEVATORS REMAINING STATIONS	D-17-046	\$273,932.12 **
AON RISK SERVICES CENTRAL INC	INST ELEVATORS REMAINING STATIONS	D-22-053	\$18,560.75 **
BURNS ENGINEERING, INC.	INST ELEVATORS REMAINING STATIONS	D-21-014	\$17,217.60
BURNS ENGINEERING, INC.	INST ELEVATORS REMAINING STATIONS	D-22-049	\$7,262.14 **
SOWINSKI SULLIVAN ARCHITECTS, PC	INST ELEVATORS REMAINING STATIONS	D-13-080	\$17,196.36 **
ZELLER & WIELICZKO, LLP	INST ELEVATORS REMAINING STATIONS	D-22-001	\$2,889.16 **
	INST ELEVATORS REMAINING STATIONS TOTAL		\$337,058.13
PORT AUTHORITY TRANSIT CORPORATION	INTERCOMPANY TRANSFERS	NONE	\$2,097,232.92

DELAWARE RIVER PORT AUTHORITY
MONTHLY LIST OF PAYMENTS 7/01/23 THRU 7/31/23
MEETING DATE 8/16/2023

<u>VENDOR NAME</u>	<u>ITEM DESCRIPTION</u>	<u>RESOLUTION #/ AUTHORIZATION</u>	<u>AMOUNT</u>
	INTERCOMPANY TRANSFERS TOTAL		\$2,097,232.92
PORT AUTHORITY TRANSIT CORPORATION	INTERCOMPANY TRANSFERS-CAPITAL	NONE	\$2,253,578.49 **
	INTERCOMPANY TRANSFERS-CAPITAL TOTAL		\$2,253,578.49
THE HAVERFORD TRUST COMPANY	INVESTMENT MGMT FEES	25KTHRES	\$4,916.56
	INVESTMENT MGMT FEES TOTAL		\$4,916.56
IUOE 542 BENEFIT FUNDS	IUOE HEALTH & WELFARE	D-22-096	\$457,960.00
	IUOE HEALTH & WELFARE TOTAL		\$457,960.00
NCH CORPORATION	JANITORIAL SUPPLIES	25KTHRES	\$2,697.65
	JANITORIAL SUPPLIES TOTAL		\$2,697.65
ALLEN CHASE ENTERPRISES, INC.	LANDSCAPING EXPENSE	D-23-030	\$17,250.00
M.L. RUBERTON CONSTRUCTION CO., INC	LANDSCAPING EXPENSE	25KTHRES	\$3,672.00
	LANDSCAPING EXPENSE TOTAL		\$20,922.00
BORTON-LAWSON ENGINEERING, INC.	LINDENWOLD YARD REMEDIATION	D-21-014	\$5,618.19 **
	LINDENWOLD YARD REMEDIATION TOTAL		\$5,618.19
ST ENGINEERING URBAN SOLUTIONS USA	MAINT. FEE - TOLL COLLECTION EQUIP	D-22-011	\$162,772.00
	MAINT. FEE - TOLL COLLECTION EQUIP TOTAL		\$162,772.00
REMINGTON & VERNICK ENGINEERS	MAINTENANCE BUILDING BOILER	D-21-014	\$2,691.12 **
	MAINTENANCE BUILDING BOILER TOTAL		\$2,691.12
AMERICAN COUNCIL OF ENGINEERING	MEMBERSHIPS & SUBSCRIPTIONS	25KTHRES	\$360.00
SOUTHERN NEW JERSEY DEVELOPMENT	MEMBERSHIPS & SUBSCRIPTIONS	25KTHRES	\$880.00
WOMEN'S TRANSPORTATION SEMINAR	MEMBERSHIPS & SUBSCRIPTIONS	25KTHRES	\$95.00
	MEMBERSHIPS & SUBSCRIPTIONS TOTAL		\$1,335.00
NAVEX GLOBAL INC	MISC PROF SRVS	25KTHRES	\$2,192.40
RELX INC	MISC PROF SRVS	25KTHRES	\$2,850.00
	MISC PROF SRVS TOTAL		\$5,042.40
TACTICAL PUBLIC SAFETY LLC	MOBILE EQUIPMENT	25KTHRES	\$1,080.42
	MOBILE EQUIPMENT TOTAL		\$1,080.42
TD BANK, N.A.	NET PAYROLL	NONE	\$3,410.27
WELLS FARGO BANK, NA	NET PAYROLL	NONE	\$2,414,400.95
	NET PAYROLL TOTAL		\$2,417,811.22
TRIAD ADVISORY SERVICES INC	NJ APPROACH CORRIDOR REHABILITATION	D-19-138	\$1,925.00 **
	NJ APPROACH CORRIDOR REHABILITATION TOTAL		\$1,925.00
TRAFFIC PLANNING AND DESIGN INC	NJ ATTENUATOR REPLACEMENTS	D-21-014	\$8,291.67 **
	NJ ATTENUATOR REPLACEMENTS TOTAL		\$8,291.67
NJ DIV OF PENSION AND BENEFITS	NJ PENSION	NONE	\$100.00
	NJ PENSION TOTAL		\$100.00
PITNEY BOWES INC	OFFICE EQUIPMENT	25KTHRES	\$54.00
	OFFICE EQUIPMENT TOTAL		\$54.00
CITIZENS BANK	OPC ELEVATOR PROJECT	D-19-046	\$347,807.43 **
	OPC ELEVATOR PROJECT TOTAL		\$347,807.43
TRIAD ADVISORY SERVICES INC	OTHER GRANT RECEIVABLES	D-19-138	\$2,870.00
	OTHER GRANT RECEIVABLES TOTAL		\$2,870.00
PA STATE EMPLOYEES RETIREMENT SYSTEM	PA SERS	NONE	\$1,439,674.12
	PA SERS TOTAL		\$1,439,674.12
TURNER SURETY AND INSURANCE	PATCO PROFESSIONAL FEES	D-23-011	\$66,825.00
	PATCO PROFESSIONAL FEES TOTAL		\$66,825.00
HNTB CORPORATION	PATCO RAIL REPLACEMENT - FERRY-BROADWAY	D-17-093	\$747.71 **
RAILROAD CONSTRUCTION COMPANY	PATCO RAIL REPLACEMENT - FERRY-BROADWAY	D-22-063	\$399,808.90 **
	PATCO RAIL REPLACEMENT - FERRY-BROADWAY TOTAL		\$400,556.61
BURNS ENGINEERING, INC.	PATCO ROOF REPLACEMENT	D-21-014	\$37,190.89 **
	PATCO ROOF REPLACEMENT TOTAL		\$37,190.89
GANNETT FLEMING, INC.	PATCO ROW EMBANKMENT - PHASE 5	D-20-109	\$65,961.58 **
	PATCO ROW EMBANKMENT - PHASE 5 TOTAL		\$65,961.58
ZELLER & WIELICZKO, LLP	PATCO STATION ENHANCEMENTS	D-22-001	\$113.30 **
	PATCO STATION ENHANCEMENTS TOTAL		\$113.30
MORGANFRANKLIN CONSULTING LLC	PATCO TECHNOLOGY SERVICE CONTRACTS	D-21-080	\$217,030.38
	PATCO TECHNOLOGY SERVICE CONTRACTS TOTAL		\$217,030.38
GENERAL SALES ADMINISTRATION, INC	PATROL VEHICLE	D-23-022C	\$44,615.16 **
	PATROL VEHICLE TOTAL		\$44,615.16
CITY OF PHILA	PAYROLL TAXES	UTILITY	\$8,785.70
CITY OF WILMINGTON	PAYROLL TAXES	NONE	\$145.90
INTERNAL REVENUE SERVICE	PAYROLL TAXES	NONE	\$979,783.09
NJ DEPT. OF LABOR & WORKFORCE	PAYROLL TAXES	NONE	\$16,041.58
PA DEPT OF REVENUE	PAYROLL TAXES	NONE	\$32,544.67
PA OFFICE OF UNEMPLOYMENT	PAYROLL TAXES	NONE	\$1,795.48
TREASURER-STATE OF NEW JERSEY	PAYROLL TAXES	NONE	\$104,985.88
	PAYROLL TAXES TOTAL		\$1,144,082.30
PNC BANK P-CARD	P-CARD PURCHASES	25KTHRES	\$154,555.82
	P-CARD PURCHASES TOTAL		\$154,555.82
REMINGTON & VERNICK ENGINEERS	PENNDOT I95 INTERCHANGE IMPROVEMENT	D-21-015	\$58,109.50 **
	PENNDOT I95 INTERCHANGE IMPROVEMENT TOTAL		\$58,109.50
GANNETT FLEMING, INC.	PHASE 3 OF ELECTRICAL TRANSFORMER REPLACE	D-18-028	\$5,108.32 **

DELAWARE RIVER PORT AUTHORITY
MONTHLY LIST OF PAYMENTS 7/01/23 THRU 7/31/23
MEETING DATE 8/16/2023

<u>VENDOR NAME</u>	<u>ITEM DESCRIPTION</u>	<u>RESOLUTION #/ AUTHORIZATION</u>	<u>AMOUNT</u>
	PHASE 3 OF ELECTRICAL TRANSFORMER REPLACE TOTAL		\$5,108.32
UNITED PARCEL SERVICE (UPS)	POSTAGE EXPENSES	25KTHRES	\$163.03
	POSTAGE EXPENSES TOTAL		\$163.03
CORBI PRINTING CO., INC.	PRINTING EXPENSE	25KTHRES	\$700.00
HYATT'S GRAPHIC SUPPLY CO., INC.	PRINTING EXPENSE	25KTHRES	\$20,107.88
	PRINTING EXPENSE TOTAL		\$20,807.88
LUKENS & WOLF, LLC	PROFESSIONAL FEES	25KTHRES	\$3,500.00
	PROFESSIONAL FEES TOTAL		\$3,500.00
KEVIN A. LA MARCA	PROFESSIONAL FEES - CONSULTING	D-23-026D	\$1,008.00
	PROFESSIONAL FEES - CONSULTING TOTAL		\$1,008.00
BROWN & CONNERY LLP	PROFESSIONAL FEES - LEGAL COSTS	D-22-001	\$35,062.50
DILWORTH PAXSON LLP	PROFESSIONAL FEES - LEGAL COSTS	D-22-001	\$4,455.00
DUANE MORRIS LLP	PROFESSIONAL FEES - LEGAL COSTS	D-22-001	\$6,600.00
GENOVA BURNS LLC	PROFESSIONAL FEES - LEGAL COSTS	D-22-001	\$55.00
MCELROY DEUTSCH MULVANEY &	PROFESSIONAL FEES - LEGAL COSTS	D-22-001	\$230.00
MONTGOMERY MCCrackEN WALKER	PROFESSIONAL FEES - LEGAL COSTS	D-22-001	\$880.00
PARKER MCCAY PA	PROFESSIONAL FEES - LEGAL COSTS	D-22-001	\$497.20
STEVENS & LEE P C	PROFESSIONAL FEES - LEGAL COSTS	D-22-001	\$543.80
	PROFESSIONAL FEES - LEGAL COSTS TOTAL		\$48,323.50
INTERSTATE MOBILE CARE, INC.	PROFESSIONAL FEES - MEDICAL	P-21-008	\$32,366.00
OCCUPATIONAL HEALTH CENTERS	PROFESSIONAL FEES - MEDICAL	P-21-008	\$170.00
	PROFESSIONAL FEES - MEDICAL TOTAL		\$32,536.00
BENEFIT HARBOR LP	PROFESSIONAL SERVICES	D-22-059	\$7,784.16
JAMES NOTTINGHAM	PROFESSIONAL SERVICES	D-20-139	\$2,750.00
	PROFESSIONAL SERVICES TOTAL		\$10,534.16
PROMOSANDLOGOS.COM INC	PROMOTIONAL ITEMS	25KTHRES	\$6,132.58
	PROMOTIONAL ITEMS TOTAL		\$6,132.58
GRM INFORMATION MANAGEMENT SERVICES	RECORDS MANAGEMENT FEES	D-20-090	\$2,995.09
	RECORDS MANAGEMENT FEES TOTAL		\$2,995.09
AON RISK SERVICES CENTRAL INC	REOPENING FRANKLIN SQUARE	D-22-053	\$25,154.71 **
BURNS ENGINEERING, INC.	REOPENING FRANKLIN SQUARE	D-22-039	\$28,272.50 **
DANIEL J. KEATING COMPANY	REOPENING FRANKLIN SQUARE	D-21-123	\$814,555.80 **
	REOPENING FRANKLIN SQUARE TOTAL		\$867,983.01
FABREEKA INTERNATIONAL HOLDINGS INC	REPAIR PARTS - BRIDGES	25KTHRES	\$174.26
	REPAIR PARTS - BRIDGES TOTAL		\$174.26
CARRIER CORPORATION	REPAIR PARTS - HEATING / AC	D-22-035D	\$3,743.00
	REPAIR PARTS - HEATING / AC TOTAL		\$3,743.00
DRAEGER INC	REPAIRS AND MAINTENANCE - OTHER	25KTHRES	\$358.00
	REPAIRS AND MAINTENANCE - OTHER TOTAL		\$358.00
EPLUS TECHNOLOGY, INC.	REPLACEMENT OF FACILITY NETWORK SWITCHES	D-23-013	\$337,729.62 **
	REPLACEMENT OF FACILITY NETWORK SWITCHES TOTAL		\$337,729.62
UNITED HEALTHCARE	RETIREE MEDICAL INSURANCE	D-22-110	\$127,663.49
	RETIREE MEDICAL INSURANCE TOTAL		\$127,663.49
HORIZON BLUE CROSS BLUE SHIELD	RETIREE MEDICAL PRESCRIPTION INSURANCE	D-22-097	\$43,863.22
	RETIREE MEDICAL PRESCRIPTION INSURANCE TOTAL		\$43,863.22
JACOBS ENGINEERING GROUP INC.	ROADWAY LIGHT POLES	D-21-014	\$4,191.27 **
	ROADWAY LIGHT POLES TOTAL		\$4,191.27
DELL MARKETING LP	SAP HOSTING & MIGRATION	D-23-044	\$639,975.00 **
	SAP HOSTING & MIGRATION TOTAL		\$639,975.00
BEACON GRAPHICS LLC	SIGN MAT/MAKING EQP	25KTHRES	\$574.73
	SIGN MAT/MAKING EQP TOTAL		\$574.73
WSP USA INC.	SPACE UTILIZATION	D-19-003	\$43,742.59 **
	SPACE UTILIZATION TOTAL		\$43,742.59
GENERAL SALES ADMINISTRATION, INC	STAFF VEHICLE	D-23-022C	\$4,957.24 **
	STAFF VEHICLE TOTAL		\$4,957.24
URBAN ENGINEERS, INC.	STRUCTURAL REHABILITATION-PHASE II	D-20-066	\$3,452.39 **
	STRUCTURAL REHABILITATION-PHASE II TOTAL		\$3,452.39
AECOM TECHNICAL SERVICES, INC	SUSPENSION CABLE INSPECT/DESIGN	D-22-003	\$66,755.29 **
	SUSPENSION CABLE INSPECT/DESIGN TOTAL		\$66,755.29
AON RISK SERVICES CENTRAL INC	SUSPENSION SPANS REHABILITATION	D-22-053	\$73,021.90 **
EPLUS TECHNOLOGY, INC.	SUSPENSION SPANS REHABILITATION	25KTHRES	\$22,184.48 **
GREENMAN-PEDERSEN, INC.	SUSPENSION SPANS REHABILITATION	D-19-132	\$197,177.78 **
HNTB CORPORATION	SUSPENSION SPANS REHABILITATION	D-21-037	\$3,899.01 **
SKANSKA KOCH INC.	SUSPENSION SPANS REHABILITATION	D-19-131	\$2,455,822.72 **
	SUSPENSION SPANS REHABILITATION TOTAL		\$2,752,105.89
H.A. DEHART & SON, INC.	SWAP LOADER F23016	D-23-026C	\$27,561.11 **
	SWAP LOADER F23016 TOTAL		\$27,561.11
ELLIOTT-LEWIS	TECHNOLOGY EXPENSE	25KTHRES	\$1,044.00
EPLUS TECHNOLOGY, INC.	TECHNOLOGY EXPENSE	25KTHRES	\$9,764.20
EPLUS TECHNOLOGY, INC.	TECHNOLOGY EXPENSE	D-23-035A	\$64,935.00
	TECHNOLOGY EXPENSE TOTAL		\$75,743.20
MORGANFRANKLIN CONSULTING LLC	TECHNOLOGY SERVICE CONTRACTS	D-21-080	\$414,138.42

DELAWARE RIVER PORT AUTHORITY
MONTHLY LIST OF PAYMENTS 7/01/23 THRU 7/31/23
MEETING DATE 8/16/2023

<u>VENDOR NAME</u>	<u>ITEM DESCRIPTION</u>	<u>RESOLUTION #/ AUTHORIZATION</u>	<u>AMOUNT</u>
SAP NATIONAL SECURITY SERVICES INC	TECHNOLOGY SERVICE CONTRACTS	D-21-007	\$428,523.45
	TECHNOLOGY SERVICE CONTRACTS TOTAL		\$842,661.87
T MOBILE USA INC	TELEPHONE EXPENSE	UTILITY	\$610.76
VERIZON	TELEPHONE EXPENSE	UTILITY	\$6,446.26
VERIZON BUSINESS	TELEPHONE EXPENSE	UTILITY	\$2,477.20
VERIZON WIRELESS	TELEPHONE EXPENSE	UTILITY	\$18,440.03
	TELEPHONE EXPENSE TOTAL		\$27,974.25
22ND CENTURY TECHNOLOGIES INC	TEMPORARY SERVICES	D-19-058	\$15,451.22
ACCOUNTANTS FOR YOU, INC	TEMPORARY SERVICES	D-19-058	\$4,115.63
ISEARCH PARTNERS INC	TEMPORARY SERVICES	D-16-058	\$24,101.81
MACON PACE INC	TEMPORARY SERVICES	D-19-058	\$1,600.80
	TEMPORARY SERVICES TOTAL		\$45,269.46
ONE CALL CONCEPTS, INC.	TESTING AND INSPECTION FEES	25KTHRES	\$95.81
	TESTING AND INSPECTION FEES TOTAL		\$95.81
SERVICE TIRE TRUCK CENTER INC.	TIRES	25KTHRES	\$3,319.86
	TIRES TOTAL		\$3,319.86
BRINK'S, INCORPORATED	TOLL DEPOSIT FEES	D-21-008	\$3,010.72
	TOLL DEPOSIT FEES TOTAL		\$3,010.72
HNTB CORPORATION	TOWER LINK REHABILITATION - PHASE 2	D-21-014	\$14,829.48 **
	TOWER LINK REHABILITATION - PHASE 2 TOTAL		\$14,829.48
WASTE MANAGEMENT OF NEW JERSEY, INC	TRASH REMOVAL	D-21-049	\$2,007.61
	TRASH REMOVAL TOTAL		\$2,007.61
ADAM E. CARMASINE	TRAVEL EXPENSES	25KTHRES	\$2,536.76
ALEXANDER W. TILSON	TRAVEL EXPENSES	25KTHRES	\$26.20
AMERICAN AIRLINES INC	TRAVEL EXPENSES	25KTHRES	\$7.01
ANGELEEN COPPOLINO	TRAVEL EXPENSES	25KTHRES	\$13.10
ANTHONY S. FAVAZZA	TRAVEL EXPENSES	25KTHRES	\$7.86
ANTONIO G. IOCONO	TRAVEL EXPENSES	25KTHRES	\$84.17
CAITLEE M. STANTON	TRAVEL EXPENSES	25KTHRES	\$5.90
CHARLES M. THORP	TRAVEL EXPENSES	25KTHRES	\$14.41
CHRISTOPHER J. JONES	TRAVEL EXPENSES	25KTHRES	\$63.56
DAIJAH A. GIBSON	TRAVEL EXPENSES	25KTHRES	\$7.21
DARLENE P. CALLANDS	TRAVEL EXPENSES	25KTHRES	\$100.49
DARYL A. JENIFER	TRAVEL EXPENSES	25KTHRES	\$29.49
DOMINICK J. LUCENTE	TRAVEL EXPENSES	25KTHRES	\$20.31
DONALD D. DALY	TRAVEL EXPENSES	25KTHRES	\$14.41
GERALD FABER	TRAVEL EXPENSES	25KTHRES	\$46.50
JANET D. ROMANI	TRAVEL EXPENSES	25KTHRES	\$17.69
JOHN T. HANSON	TRAVEL EXPENSES	25KTHRES	\$395.00
JOHNATHAN N. MATHIEU	TRAVEL EXPENSES	25KTHRES	\$20.31
JOSEPH A. WENCLEWICZ	TRAVEL EXPENSES	25KTHRES	\$13.10
KAWANZA N. THURSTON	TRAVEL EXPENSES	25KTHRES	\$6.55
MARK A. ZITZLER	TRAVEL EXPENSES	25KTHRES	\$8.52
NICOLE C. OCHROCH	TRAVEL EXPENSES	25KTHRES	\$70.74
NICOLE D. AULETTO	TRAVEL EXPENSES	25KTHRES	\$5.90
PARIS C. COLEY	TRAVEL EXPENSES	25KTHRES	\$17.70
PATRICIA A. FULLMER	TRAVEL EXPENSES	25KTHRES	\$26.21
RASHIDAH SMITH	TRAVEL EXPENSES	25KTHRES	\$52.40
ROBERT J. FINNEGAN	TRAVEL EXPENSES	25KTHRES	\$1,382.75
ROBERT P. HICKS JR	TRAVEL EXPENSES	25KTHRES	\$442.49
SABRINA M. SPEI	TRAVEL EXPENSES	25KTHRES	\$30.13
SEDRICK J. ROBINSON JR	TRAVEL EXPENSES	25KTHRES	\$14.41
SULTAN M. SALEEM-BROWN	TRAVEL EXPENSES	25KTHRES	\$13.10
SUSAN M. NIXON	TRAVEL EXPENSES	25KTHRES	\$14.41
TARIQ E. LEWIS	TRAVEL EXPENSES	25KTHRES	\$3.93
TRACY L. MONTGOMERY	TRAVEL EXPENSES	25KTHRES	\$39.30
	TRAVEL EXPENSES TOTAL		\$5,552.02
TRI-M GROUP LLC	TRI-M UPGRADE	D-22-030	\$19,548.10 **
TRI-M GROUP LLC	TRI-M UPGRADE	D-22-078	\$39,476.25
	TRI-M UPGRADE TOTAL		\$59,024.35
SUSAN L. NELSON	TUITION REIMBURSEMENT EXPENSE	25KTHRES	\$1,992.00
ANDREW M. SIMKO	TUITION REIMBURSEMENT EXPENSE	25KTHRES	\$1,881.00
JEFFREY S. SMITH	TUITION REIMBURSEMENT EXPENSE	25KTHRES	\$2,037.00
JENNIFER KELLY	TUITION REIMBURSEMENT EXPENSE	D-21-036D	\$2,100.00
RICARDO N. DEOLIVEIRA	TUITION REIMBURSEMENT EXPENSE	25KTHRES	\$5,000.00
	TUITION REIMBURSEMENT EXPENSE TOTAL		\$13,010.00
ACMACK CORP	UNIFORM CLEANING EXPENSE	25KTHRES	\$400.45
	UNIFORM CLEANING EXPENSE TOTAL		\$400.45
ATLANTIC UNIFORM COMPANY INC	UNIFORM EXPENSE	D-23-022A	\$72,914.00
DENISE ZANE-LAYTON	UNIFORM EXPENSE	25KTHRES	\$211.45
KEYPORT ARMY NAVY	UNIFORM EXPENSE	25KTHRES	\$3,262.50
	UNIFORM EXPENSE TOTAL		\$76,387.95

DELAWARE RIVER PORT AUTHORITY
MONTHLY LIST OF PAYMENTS 7/01/23 THRU 7/31/23
MEETING DATE 8/16/2023

<u>VENDOR NAME</u>	<u>ITEM DESCRIPTION</u>	<u>RESOLUTION #/ AUTHORIZATION</u>	<u>AMOUNT</u>
EMPLOYEE PASS THROUGH PAYMENTS	UNION DUES, EMPLOYEE CONTRIBUTIONS, ETC.	NONE	\$283,195.14
	UNION DUES, EMPLOYEE CONTRIBUTIONS, ETC. TOTAL		\$283,195.14
H.A. DEHART & SON, INC.	V-BOX	D-23-046A	\$85,452.80 **
	V-BOX TOTAL		\$85,452.80
B.C.K. WILLIAMS CORP.	VEHICLE PARTS FOR REPAIRS	D-23-024	\$918.65
EMERGI-CLEAN INC	VEHICLE PARTS FOR REPAIRS	25KTHRES	\$285.00
	VEHICLE PARTS FOR REPAIRS TOTAL		\$1,203.65
CAMDEN COUNTY MUNICIPAL UTILITIES	WATER & SEWER EXPENSE	UTILITY	\$3,344.00
CITY OF CAMDEN	WATER & SEWER EXPENSE	UTILITY	\$7,520.65
MERCHANTVILLE-PENNSAUKEN WATER	WATER & SEWER EXPENSE	UTILITY	\$2,155.50
NEW JERSEY AMERICAN WATER	WATER & SEWER EXPENSE	UTILITY	\$2,533.54
PENNSAUKEN SEWERAGE AUTHORITY	WATER & SEWER EXPENSE	UTILITY	\$598.58
W.B. MASON CO. INC	WATER & SEWER EXPENSE	D-20-069	\$2,795.56
	WATER & SEWER EXPENSE TOTAL		\$18,947.83
A.P. CONSTRUCTION, INC.	WESTMONT PLATFORM HEADHOUSES	D-22-064	\$111,465.00 **
TRANSYSTEMS CORPORATION	WESTMONT PLATFORM HEADHOUSES	D-21-014	\$6,189.10 **
	WESTMONT PLATFORM HEADHOUSES TOTAL		\$117,654.10
CROWN CASTLE INTERNATION CORP	WIDE AREA NETWORK REDUNDANCY	D-18-074	\$33,924.00 **
	WIDE AREA NETWORK REDUNDANCY TOTAL		\$33,924.00
AECOM TECHNICAL SERVICES, INC	WOODCREST STATION PLATFORM REHABILITATIO	D-18-029	\$22,803.77 **
	WOODCREST STATION PLATFORM REHABILITATIO TOTAL		\$22,803.77
COOPER LEVENSON, PA	WORKMEN'S COMPENSATION	D-22-001	\$5,455.01
MALAMUT & ASSOCIATES, LLC	WORKMEN'S COMPENSATION	D-22-001	\$3,220.00
SCHAFF & YOUNG, PC	WORKMEN'S COMPENSATION	D-22-001	\$3,762.50
SCIBAL ASSOCIATES INC	WORKMEN'S COMPENSATION	D-22-036	\$250,514.23
	WORKMEN'S COMPENSATION TOTAL		\$262,951.74
TRIAD ADVISORY SERVICES INC	WWB ELECTRONIC SECURITY SYSTEM	D-19-138	\$1,715.00 **
	WWB ELECTRONIC SECURITY SYSTEM TOTAL		\$1,715.00
US ELECTRICAL SERVICES, INC.	WWB LED BRIDGE LIGHTING UPGRADE	25KTHRES	\$9,940.00 **
	WWB LED BRIDGE LIGHTING UPGRADE TOTAL		\$9,940.00
WASTE MANAGEMENT OF NEW JERSEY, INC	WWB SALT BARN REHABILITATION	25KTHRES	\$708.00 **
	WWB SALT BARN REHABILITATION TOTAL		\$708.00
			\$32,899,019.00

**DRPA MONTHLY LIST
OF PREVIOUSLY APPROVED
PURCHASE ORDERS & CONTRACTS**

DRPA Monthly List of Previously Approved Purchase Order Contracts July 2023

Purchasing Document	Item	Document Date	Vendor/supplying plant	Material Group Desc.	Net Order Value
4500020174					378.00
4500020174	1	7/3/2023	100755 BDF CHEMICAL CO INC	HARDWARE & RELATED	378.00
4500020180					858.24
4500020180	1	7/3/2023	102162 SERVICE TIRE TRUCK CENTER INC.	TIRES AND TUBES	858.24
4500020192					377.46
4500020192	1	7/6/2023	101125 THE SHERWIN WILLIAMS COMPANY	PAINT-COATINGS, ETC	377.46
4500020195					1,604.00
4500020195	1	7/6/2023	101191 TRISTATE INDUSTRIAL DISTRIBUTORS OF	HARDWARE & RELATED	498.40
4500020195	2	7/6/2023	101191 TRISTATE INDUSTRIAL DISTRIBUTORS OF	HARDWARE & RELATED	568.10
4500020195	3	7/6/2023	101191 TRISTATE INDUSTRIAL DISTRIBUTORS OF	AUTO ACCESSORIES	537.50
4500020199					1,434.24
4500020199	1	7/6/2023	102375 ANA SOURCING LLC	ELEC EQP/SUPP-NO CBL	1,434.24
4500020200					2,716.00
4500020200	1	7/6/2023	100367 PORTER LEE CORPORATION	DATA PROC SRVS & SW	2,716.00
4500020201					1,406.80
4500020201	1	7/6/2023	100525 Y-PERS, INC.	JANITORIAL SUPPLIES	406.80
4500020201	2	7/6/2023	100525 Y-PERS, INC.	JANITORIAL SUPPLIES	1,000.00
4500020207					16,309.45
4500020207	1	7/7/2023	103685 NATIONAL HIGHWAY PRODUCTS INC	MAINT/REPAIR-ELECT.	5,445.30
4500020207	2	7/7/2023	103685 NATIONAL HIGHWAY PRODUCTS INC	MAINT/REPAIR-ELECT.	700.00
4500020207	3	7/7/2023	103685 NATIONAL HIGHWAY PRODUCTS INC	MAINT/REPAIR-ELECT.	140.00
4500020207	4	7/7/2023	103685 NATIONAL HIGHWAY PRODUCTS INC	MAINT/REPAIR-ELECT.	5,982.55
4500020207	5	7/7/2023	103685 NATIONAL HIGHWAY PRODUCTS INC	MAINT/REPAIR-ELECT.	140.00
4500020207	6	7/7/2023	103685 NATIONAL HIGHWAY PRODUCTS INC	MAINT/REPAIR-ELECT.	3,901.60
4500020216					10,735.00
4500020216	1	7/10/2023	102152 3M FALL PROTECTION COMPANY	MISC PROF SRVS	10,735.00
4500020217					188.16
4500020217	1	7/10/2023	101973 SUPREME SAFETY, INC	1ST AID & SAFETY EQP	188.16
4500020219					19,594.90
4500020219	1	7/10/2023	100530 SHI INTERNATIONAL CORP.	COMP ACCESS./SUPP.	1,322.28
4500020219	2	7/10/2023	100530 SHI INTERNATIONAL CORP.	COMP ACCESS./SUPP.	18,272.62
4500020220					572.16
4500020220	1	7/10/2023	102162 SERVICE TIRE TRUCK CENTER INC.	TIRES AND TUBES	572.16
4500020225					14,437.50
4500020225	1	7/12/2023	100194 GOLD TYPE BUSINESS MACHINES INC	DATA PROC SRVS & SW	14,437.50
4500020238					472.50
4500020238	1	7/13/2023	103690 VARI SALES CORPORATION	OFFICE EQUIPMENT	472.50
4500020246					5,280.00
4500020246	1	7/13/2023	101931 POTTERS INDUSTRIES LLC	PAINT-COATINGS, ETC	5,280.00
4500020250					205.24
4500020250	1	7/14/2023	100501 W.B. MASON CO. INC	OFFICE SUPPLIES	10.76
4500020250	2	7/14/2023	100501 W.B. MASON CO. INC	OFFICE SUPPLIES	29.32
4500020250	3	7/14/2023	100501 W.B. MASON CO. INC	OFFICE SUPPLIES	18.38
4500020250	4	7/14/2023	100501 W.B. MASON CO. INC	OFFICE SUPPLIES	10.63
4500020250	5	7/14/2023	100501 W.B. MASON CO. INC	OFFICE SUPPLIES	18.96
4500020250	6	7/14/2023	100501 W.B. MASON CO. INC	OFFICE SUPPLIES	9.07
4500020250	7	7/14/2023	100501 W.B. MASON CO. INC	OFFICE SUPPLIES	5.40
4500020250	8	7/14/2023	100501 W.B. MASON CO. INC	OFFICE SUPPLIES	5.40
4500020250	9	7/14/2023	100501 W.B. MASON CO. INC	OFFICE SUPPLIES	5.40
4500020250	10	7/14/2023	100501 W.B. MASON CO. INC	OFFICE SUPPLIES	5.40
4500020250	11	7/14/2023	100501 W.B. MASON CO. INC	OFFICE SUPPLIES	5.40
4500020250	12	7/14/2023	100501 W.B. MASON CO. INC	OFFICE SUPPLIES	6.55
4500020250	13	7/14/2023	100501 W.B. MASON CO. INC	OFFICE SUPPLIES	74.57
4500020252					3,040.00
4500020252	1	7/14/2023	101125 THE SHERWIN WILLIAMS COMPANY	PAINT-COATINGS, ETC	3,040.00
4500020259					2,432.70
4500020259	1	7/14/2023	100525 Y-PERS, INC.	JANITORIAL SUPPLIES	637.50
4500020259	2	7/14/2023	100525 Y-PERS, INC.	JANITORIAL SUPPLIES	1,795.20
4500020267					569.80
4500020267	1	7/17/2023	101973 SUPREME SAFETY, INC	1ST AID & SAFETY EQP	109.80
4500020267	2	7/17/2023	101973 SUPREME SAFETY, INC	1ST AID & SAFETY EQP	460.00
4500020268					936.00
4500020268	1	7/17/2023	100271 LANDSMAN UNIFORMS INC	CLOTHING UNIFORM	936.00
4500020269					289.55

DRPA Monthly List of Previously Approved Purchase Order Contracts July 2023

4500020269	1	7/17/2023	100445	T. FRANK MCCALL'S, INC.	JANITORIAL SUPPLIES	289.55
4500020270						21.32
4500020270	1	7/17/2023	101569	GENUINE PART COMPANY	AUTO ACCESSORIES	21.32
4500020271						509.24
4500020271	1	7/17/2023	100577	POWERDMS INC	MISC PROF SRVS	332.09
4500020271	2	7/17/2023	100577	POWERDMS INC	MISC PROF SRVS	177.15
4500020274						13,241.08
4500020274	1	7/17/2023	100577	POWERDMS INC	MISC PROF SRVS	10,368.93
4500020274	2	7/17/2023	100577	POWERDMS INC	MISC PROF SRVS	2,872.15
4500020285						1,719.00
4500020285	1	7/19/2023	103685	NATIONAL HIGHWAY PRODUCTS INC	SIGN MAT/MAKING EQP	700.00
4500020285	2	7/19/2023	103685	NATIONAL HIGHWAY PRODUCTS INC	SIGN MAT/MAKING EQP	1,019.00
4500020287						454.85
4500020287	1	7/19/2023	101191	TRISTATE INDUSTRIAL DISTRIBUTORS OF	HARDWARE & RELATED	454.85
4500020302						12,379.75
4500020302	1	7/24/2023	101137	SOUTH CAMDEN IRON WORKS	FENCING	5,410.00
4500020302	2	7/24/2023	101137	SOUTH CAMDEN IRON WORKS	FENCING	1,212.80
4500020302	3	7/24/2023	101137	SOUTH CAMDEN IRON WORKS	FENCING	2,417.00
4500020302	4	7/24/2023	101137	SOUTH CAMDEN IRON WORKS	FENCING	2,314.56
4500020302	5	7/24/2023	101137	SOUTH CAMDEN IRON WORKS	FENCING	116.60
4500020302	6	7/24/2023	101137	SOUTH CAMDEN IRON WORKS	FENCING	256.00
4500020302	7	7/24/2023	101137	SOUTH CAMDEN IRON WORKS	FENCING	253.20
4500020302	8	7/24/2023	101137	SOUTH CAMDEN IRON WORKS	FENCING	63.30
4500020302	9	7/24/2023	101137	SOUTH CAMDEN IRON WORKS	FENCING	137.10
4500020302	10	7/24/2023	101137	SOUTH CAMDEN IRON WORKS	FENCING	101.70
4500020302	11	7/24/2023	101137	SOUTH CAMDEN IRON WORKS	FENCING	39.85
4500020302	12	7/24/2023	101137	SOUTH CAMDEN IRON WORKS	FENCING	47.45
4500020302	13	7/24/2023	101137	SOUTH CAMDEN IRON WORKS	FENCING	10.19
4500020303						515.28
4500020303	1	7/24/2023	101125	THE SHERWIN WILLIAMS COMPANY	PAINT-COATINGS, ETC	268.32
4500020303	2	7/24/2023	101125	THE SHERWIN WILLIAMS COMPANY	PAINT-COATINGS, ETC	246.96
4500020304						216.00
4500020304	1	7/24/2023	101973	SUPREME SAFETY, INC	1ST AID & SAFETY EQP	216.00
4500020305						383.40
4500020305	1	7/24/2023	103386	CONIGLIO & CONIGLIO, INC.	JANITORIAL SUPPLIES	383.40
4500020309						275.71
4500020309	1	7/25/2023	100501	W.B. MASON CO. INC	OFFICE SUPPLIES	5.67
4500020309	2	7/25/2023	100501	W.B. MASON CO. INC	OFFICE SUPPLIES	151.62
4500020309	3	7/25/2023	100501	W.B. MASON CO. INC	OFFICE SUPPLIES	4.30
4500020309	4	7/25/2023	100501	W.B. MASON CO. INC	OFFICE SUPPLIES	4.40
4500020309	5	7/25/2023	100501	W.B. MASON CO. INC	OFFICE SUPPLIES	55.40
4500020309	6	7/25/2023	100501	W.B. MASON CO. INC	OFFICE SUPPLIES	54.32
4500020311						1,208.34
4500020311	1	7/25/2023	100620	BILLOWS ELECTRIC SUPPLY CO INC	ELEC EQP/SUPP-NO CBL	213.84
4500020311	2	7/25/2023	100620	BILLOWS ELECTRIC SUPPLY CO INC	ELEC EQP/SUPP-NO CBL	994.50
4500020314						1,284.40
4500020314	1	7/25/2023	101569	GENUINE PART COMPANY	PLUMBING EQP & SUPP	1,284.40
4500020315						1,071.20
4500020315	1	7/26/2023	100342	PENDERGAST SAFETY EQUIPMENT CO	1ST AID & SAFETY EQP	1,071.20
4500020329						2,925.00
4500020329	1	7/28/2023	100610	MADHAVAN INC	FARE COLLECTION EQP	2,925.00
4500020333						3,388.00
4500020333	1	7/28/2023	100342	PENDERGAST SAFETY EQUIPMENT CO	1ST AID & SAFETY EQP	3,388.00
4500020334						754.80
4500020334	1	7/28/2023	100525	Y-PERS, INC.	JANITORIAL SUPPLIES	353.40
4500020334	2	7/28/2023	100525	Y-PERS, INC.	JANITORIAL SUPPLIES	401.40
4500020335						612.48
4500020335	1	7/28/2023	101620	AMERICHEM INTERNATIONAL, INC.	JANITORIAL SUPPLIES	612.48
4500020337						3,154.00
4500020337	1	7/28/2023	101973	SUPREME SAFETY, INC	1ST AID & SAFETY EQP	1,320.00
4500020337	2	7/28/2023	101973	SUPREME SAFETY, INC	1ST AID & SAFETY EQP	1,200.00
4500020337	3	7/28/2023	101973	SUPREME SAFETY, INC	1ST AID & SAFETY EQP	472.00
4500020337	4	7/28/2023	101973	SUPREME SAFETY, INC	CLOTHING UNIFORM	162.00
4500020339						198.00
4500020339	1	7/28/2023	101852	EMERALD BUSINESS SUPPLY INC.	FARE COLLECTION EQP	198.00
4500020343						667.80

DRPA Monthly List of Previously Approved Purchase Order Contracts July 2023

4500020343	1	7/28/2023	100445	T. FRANK MCCALL'S, INC.	PAINTING EQP/ACCESS	667.80
4500020347						1,695.00
4500020347	1	7/31/2023	101067	TINA A. LISTON-HORNER	ELEC EQP/SUPP-NO CBL	315.00
4500020347	2	7/31/2023	101067	TINA A. LISTON-HORNER	ELEC EQP/SUPP-NO CBL	1,380.00
4500020348						381.60
4500020348	1	7/31/2023	100735	ARBILL INDUSTRIES INC	1ST AID & SAFETY EQP	381.60
4500020349						2,894.00
4500020349	1	7/31/2023	103555	ATLANTIC UNIFORM COMPANY INC	POLICE EQP AND SUPP	860.00
4500020349	2	7/31/2023	103555	ATLANTIC UNIFORM COMPANY INC	POLICE EQP AND SUPP	60.00
4500020349	3	7/31/2023	103555	ATLANTIC UNIFORM COMPANY INC	POLICE EQP AND SUPP	242.00
4500020349	4	7/31/2023	103555	ATLANTIC UNIFORM COMPANY INC	POLICE EQP AND SUPP	146.00
4500020349	5	7/31/2023	103555	ATLANTIC UNIFORM COMPANY INC	POLICE EQP AND SUPP	1,586.00
4500020350						666.00
4500020350	1	7/31/2023	100302	FELTON L. WALKER	HARDWARE & RELATED	666.00

**OPERATIONS & MAINTENANCE
COMMITTEE**

DELAWARE RIVER PORT AUTHORITY
Operations & Maintenance Committee Meeting

One Port Center
 2 Riverside Drive
 Camden, New Jersey
 Tuesday, August 1, 2023

Commissioners:

Albert Frattali, Chairman of the Operations & Maintenance Committee
 Richard Sweeney
 Bruce Garganio
 James Snell (for Stacy Garrity, Pennsylvania State Treasurer) (by Zoom)
 Gregory Schwab (by Zoom)
 Angelina Perryman (by Zoom)
 Charles Fentress (by Zoom)

DRPA/PATCO Staff:

John Hanson, Chief Executive Officer
 Jalila Parker, Deputy Chief Executive Officer
 Raymond Santarelli, General Counsel and Corporate Secretary
 Michael Venuto, Chief Engineer
 Robert Hicks, Chief Operating Officer
 Toni Brown, Chief Administrative Officer (by Zoom)
 John Rink, General Manager, PATCO
 Rohan Hepkins, Assistant General Manager, PATCO
 Christopher Jones, Director Information Services
 Gerald Faber, Assistant General Counsel
 Kathleen Vandy, Assistant General Counsel
 Amy Ash, Manager, Contract Administration
 Joseph McAroy, Bridge Director, BFB/BRB (by Zoom)
 Ricardo DeOliveira, Bridge Director, WWB/CBB (by Zoom)
 Matt Licata, Acting Director, Fleet
 Tonyelle Cook-Artis, Director, Government Relations
 Carol Herbst, Senior Accountant, Finance (by Zoom)
 Dawn Whiton, Executive Assistant to the Chief Executive Officer
 Elizabeth Saylor, Administrative Coordinator, Corporate Secretary

Others Present:

Janice Venables, Associate Counsel, New Jersey Governor's Authorities Unit (by Zoom)

CALL TO ORDER

Committee Chair Frattali called the Meeting of the Operations & Maintenance Committee of the Delaware River Port Authority to order at 9:06 a.m. and asked the Corporate Secretary to call the roll.

ROLL CALL

The following Commissioners were present constituting a quorum: Committee Chair Frattali, Commissioners Perryman, Snell, Sweeney, Garganio, Schwab, and Fentress.

OPEN SESSION

Summary Statements and Resolutions for Consideration

Committee Chair Frattali stated there were four (4) Summary Statements and Resolutions for the Committee's consideration:

1. **DRPA-23-066** **Lease Agreement Extension – Fiber Optic Cable – MCImetro Access Transmission Service Corp, dba Verizon Access Transmission Services.**

Chief Engineer Venuto presented the Summary Statement and Resolution seeking Board authorization to negotiate an extension of the January 1, 2018, License Agreement with MCImetro Access Transmission Services Corp, d/b/a Verizon Access Transmission Services to continue providing cable access extending from 4th Street, Philadelphia to the PATCO Lindenwold Railyard in exchange for license payments. Verizon desires to extend its current contract, expiring December 31, 2023, through December 31, 2028, with five, one-year renewal options. The first-year license payment will be in the amount of \$152,275.68, thereafter with 2.5% annual increases. Commissioner Garganio moved to forward the Resolution to the Board for consideration and Commissioner Sweeney seconded the motion. There were no questions or comments. All Commissioners in attendance voted to approve the motion.

2. **PATCO-23-013** **Non-Hazardous Solid Waste and Industrial Refuse Removal Services for PATCO Facilities.**

PATCO General Manager Rink presented the Summary Statement and Resolution seeking Board authorization to negotiate a contract with Waste Management of New Jersey, Inc., to perform non-hazardous solid waste and industrial refuse removal services for PATCO's facilities for a period of two years with an option for a third year, in a three-year total amount not to exceed \$266,379.00. Commissioner Fentress moved to forward the Resolution to the Board for consideration and Commissioner Sweeney seconded the motion. There were no questions or comments. All Commissioners in attendance voted to approve the motion.

3. **DRPA-23-067** **PATCO M&W Building Track Equipment Storage Cover.**

PATCO General Manager Rink presented the Summary Statement and Resolution seeking Board authorization for the Authority to negotiate a contract with Denney Electric Supply to construct a track equipment storage cover on PATCO's M&W building. The materials and work will be provided under PA COSTARS ("NRO") pricing, in an amount not to exceed \$248,000.00. Commissioner Schwab moved to forward the Resolution to the Board for consideration and Commissioner Sweeney seconded the motion. There were no questions or comments. All

Commissioners in attendance voted to approve the motion.

4. DRPA-23-068 Rail Mounted Crane.

Acting Fleet Director Licata presented the Summary Statement and Resolution seeking Board authorization to negotiate a contract with Geismar North America, Inc. for the procurement of a Geismar 360 Hi-Rail Crane with attachments for track maintenance, in an amount not to exceed \$658,075.00. Commissioner Fentress moved to forward the Resolution to the Board for consideration and Commissioner Sweeney seconded the motion. There were no questions or comments. All Commissioners in attendance voted to approve the motion.

ADJOURNMENT

With no further business, Commissioner Fentress moved to adjourn the meeting. Commissioner Garganio seconded the motion. All Commissioners in attendance voted to approve the motion and the meeting adjourned at 9:12 a.m.

SUMMARY STATEMENT

ITEM NO.: DRPA-23-066

SUBJECT: License Agreement Extension- Fiber Optic Cable- MCImetro Access Transmission Services Corp, d/b/a Verizon Access Transmission Services

COMMITTEE: Operations & Maintenance

COMMITTEE MEETING DATE: August 1, 2023

BOARD ACTION DATE: August 16, 2023

PROPOSAL: That the Board authorizes staff to negotiate an extension of the January 1, 2018, License Agreement with MCImetro Access Transmission Services Corp, d/b/a Verizon Access Transmission Services (“Verizon”) to continue providing cable access extending from 4th Street, Philadelphia to the PATCO Lindenwold Railyard.

PURPOSE: To continue providing access for telecommunications company fiber optic cabling extending from 4th Street, Philadelphia to the PATCO Lindenwold Railyard in exchange for license payments.

BACKGROUND: The subject extension is for Verizon to continue providing services via an independent conduit system, extending from 4th Street in Philadelphia to the PATCO Lindenwold Railyard. Verizon desires to extend its current January 1, 2018, License Agreement, expiring on December 31, 2023, through December 31, 2028, with five, one- year renewal options.

SUMMARY:

Amount:	\$156,275.68, with 2.5% Annual increases;
Source of Funds:	N/A
Operating Budget:	N/A
Capital Project #:	N/A
Master Plan Status:	N/A
Other Fund Sources:	N/A
Duration of Contract:	through December 31, 2028, with five, one- year renewal options.
Other Parties Involved:	N/A

DRPA-23-066
Operations and Maintenance: August 1, 2023
Board Date: August 16, 2023
License Agreement- Fiber Optic Cable - MCI metro
Access Transmission Services Corp, d/b/a Verizon
Access Transmission Services

RESOLUTION

RESOLVED: That the Board of Commissioners of the Delaware River Port Authority authorizes staff to negotiate an extension of the License Agreement with MCI metro Access Transmission Services Corp, d/b/a Verizon Access Transmission Services (“Verizon”) to continue providing cable access extending from 4th Street, Philadelphia to the PATCO Lindenwold Railyard; and be it further

RESOLVED: The Chair, Vice Chair and the Chief Executive Officer must approve and are hereby authorized to approve and execute all necessary agreements, contracts, or other documents on behalf of the DRPA. If such agreements, contracts, or other documents have been approved by the Chair, Vice Chair and Chief Executive Officer and if thereafter, either the Chair or Vice Chair is absent or unavailable, the remaining Officer may execute the said document(s) on behalf of DRPA along with the Chief Executive Officer. If both the Chair and Vice Chair are absent or unavailable, and if it is necessary to execute the said document(s) while they are absent or unavailable, then the Chief Executive Officer shall execute such documents on behalf of DRPA.

SUMMARY:	Amount:	\$156,275.68, with 2.5% Annual increases;
	Source of Funds:	N/A
	Operating Budget:	N/A
	Capital Project #:	N/A
	Master Plan Status:	N/A
	Other Fund Sources:	N/A
	Duration of Contract:	through December 31, 2028, with five, one- year renewal options.
	Other Parties Involved:	N/A

SUMMARY STATEMENT

ITEM NO.: DRPA-23-067

SUBJECT: PATCO M&W Building
Track Equipment Storage Cover

COMMITTEE: Operations & Maintenance

COMMITTEE MEETING DATE: August 1, 2023

BOARD ACTION DATE: August 16, 2023

PROPOSAL: That the Board authorizes staff to negotiate a contract with Denney Electric Supply to construct a track equipment storage cover on PATCO’s M&W Building.

Amount: Up to \$248,000.00

Contractor: Denney Electric Supply
106 West Lincoln Highway
Pennel, PA 19047

PURPOSE: To construct a track equipment storage cover on PATCO’s M&W Building. The materials and work will be provided under PA COSTARS (“MRO”) pricing.

BACKGROUND: The existing M&W Building serves as a storage building to protect hi-rail track work equipment. The current M&W Building is not capable of storing all of PATCO’s on-track maintenance vehicles. To protect the Authority’s investment in track maintenance equipment, a storage cover will be added to the east side of the building. This new storage cover will provide adequate protection to the equipment from the elements, thus extending the useful life of the Authority’s work equipment.

Staff has reviewed and evaluated Denney Electric’s proposal and determined it to be fair and reasonable and consistent with PA COSTARS contract pricing.

SUMMARY:

Amount:	Not to exceed \$248,000.00
Source of Funding:	General Fund
Operating Budget:	N/A
Capital Project #:	PTD.32304
Master Plan Status:	N/A
Other Fund Sources:	N/A
Duration of Contract:	One (1) year
Other Parties Involved:	N/A

DRPA-23-067
Operations & Maintenance: August 1, 2023
Board Date: August 16, 2023
PATCO M&W Building
Track Equipment Storage Cover

RESOLUTION

RESOLVED: That the Board authorizes staff to negotiate a contract with Denney Electric Supply to construct a track equipment storage cover to PATCO's M&W Building in an amount not to exceed \$248,000.00; and be it further

RESOLVED: The Chair, Vice Chair and the Chief Executive Officer must approve and are hereby authorized to approve and execute all necessary agreements, contracts, or other documents on behalf of the DRPA. If such agreements, contracts, or other documents have been approved by the Chair, Vice Chair and Chief Executive Officer and if thereafter either the Chair or Vice Chair is absent or unavailable, the remaining Officer may execute the said document(s) on behalf of DRPA along with the Chief Executive Officer. If both the Chair and Vice Chair are absent or unavailable, and if it is necessary to execute the said document(s) while they are absent or unavailable, then the Chief Executive Officer shall execute such documents on behalf of DRPA.

SUMMARY:	Amount:	Not to exceed \$248,000.00
	Source of Funding:	General Fund
	Operating Budget:	N/A
	Capital Project #:	PTD.32304
	Master Plan Status:	N/A
	Other Fund Sources:	N/A
	Duration of Contract:	One (1) year
	Other Parties Involved:	N/A

SUMMARY STATEMENT

ITEM NO.: DRPA-23-068

SUBJECT: Rail Mounted Crane

COMMITTEE: Operations & Maintenance

COMMITTEE MEETING DATE: August 1, 2023

BOARD ACTION DATE: August 16, 2023

PROPOSAL: That the Board authorizes staff to negotiate a contract with Geismar North America Inc. of Beaufort, SC for the procurement of a Geismar 360 Hi-Rail Crane with attachments.

Amount: \$658,075.00

Contractor: Geismar North America Inc.
134 Parker Drive
Beaufort, SC 29906

Other Bidder: Eastern Lift Truck Co. Inc. \$784,705
Railquip, Inc. No Bid

PURPOSE: To adopt a resolution authorizing staff to negotiate a contract with Geismar North America Inc. for the procurement of a Geismar 360 Hi-Rail Crane with attachments for track maintenance.

BACKGROUND: PATCO's existing Burro Crane was built in 1979 and is reaching the end of its useful life. The Burro Crane has undergone several overhauls throughout the years extending the useful life of the vehicle; however, the reliability has degraded over time. The Burro Crane has experienced several periods of extended down time, as parts have become difficult to obtain.

The procurement of the Geismar 360 with attachments will bridge the gap of the down time being experienced and will be utilized to supplement the capabilities of the Burro Crane. The Burro Crane is strictly designed for lifting and/or pulling. The Geismar 360 can also perform similar functions; however, the Geismar 360 is more advanced and modular and can be used for many other functions that the Burro Crane cannot perform. There are numerous attachments that are designed for the Geismar 360 which will make rail maintenance more efficient.

Some of the other functions the Geismar 360 is capable of performing are excavation work, shoring up the shoulders of the railbed, cutting brush back along the rail line, as well as inserting ties.

The project was publicly advertised with bid documents with a bid opening date of June 26, 2023. A total of two (2) bids were received. Staff has completed the evaluations of the bids with the low responsive and responsible bid being submitted by Geismar North American Inc. in the amount of \$658,075.00.

SUMMARY:	Amount:	Not to exceed \$658,075.00
	Source of Funding:	General Fund
	Operating Budget:	N/A
	Capital Project #:	SVC.19022
	Master Plan Status:	N/A
	Other Fund Sources:	N/A
	Duration of Contract:	One (1) year
	Other Parties Involved:	N/A

DRPA-23-068
Operations & Maintenance Committee: August 1, 2023
Board Date: August 16, 2023
Rail Mounted Crane

RESOLUTION

RESOLVED: That the Board of Commissioners of the Delaware River Port Authority authorizes staff to negotiate a contract with Geismar North America Inc. for the procurement of a Rail Mounted Crane in an amount not to exceed \$658,075.00; as per the attached Summary Statement; and be it further

RESOLVED: That the Chair, Vice Chair and the Chief Executive Officer must approve and are hereby authorized to approve and execute all necessary agreements, contracts or other documents on behalf of DRPA. If such agreements, contracts, or other documents have been approved by the Chair, Vice Chair and Chief Executive Officer and if thereafter either the Chair or Vice Chair is absent or unavailable, the remaining Officer may execute the said document(s) on behalf of DRPA along with the Chief Executive Officer. If both the Chair and Vice Chair are absent or unavailable, and if it is necessary to execute the said document(s) while they are absent or unavailable, then the Chief Executive Officer shall execute such documents on behalf of DRPA.

SUMMARY:	Amount:	\$658,075.00
	Source of Funding:	General Fund
	Operating Budget:	N/A
	Capital Project #:	SVC.19022
	Master Plan Status:	N/A
	Other Fund Sources:	N/A
	Duration of Contract:	One (1) year
	Other Parties Involved:	N/A

LABOR COMMITTEE

DELAWARE RIVER PORT AUTHORITY
Labor Committee Meeting

One Port Center
2 Riverside Drive
Camden, New Jersey
Tuesday, August 1, 2023

Commissioners:

Cherelle Parker, Chairwoman and Labor Committee Chair (by Zoom)
Albert Frattali, Labor Committee Vice Chair
Richard Sweeney
Bruce Garganio
Charles Fentress (by Zoom)
Angelina Perryman (by Zoom)
Hayden Rigo (for Timothy DeFoor, Pennsylvania Auditor General) (by Zoom)

DRPA/PATCO Staff:

John Hanson, Chief Executive Officer
Jalila Parker, Deputy Chief Executive Officer
Raymond Santarelli, General Counsel and Corporate Secretary
Toni Brown, Chief Administrative Officer
John Rink, PATCO General Manager
Stephen Holden, Deputy General Counsel
David Aubrey, Inspector General
Rohan Hepkins, PATCO Assistant General Manager
Christopher Jones, Director, Information Services
Kathleen Vandy, Assistant General Counsel
Elizabeth Saylor, Administrative Coordinator, Corporate Secretary

Others Present:

Janice Venables, Associate Counsel, New Jersey Governor's Authorities Unit (by Zoom)

CALL TO ORDER

Chairwoman Parker called the meeting of the Labor Committee of the Delaware River Port Authority to order at 10:30 a.m. and asked the Corporate Secretary to call the roll.

ROLL CALL

The following Commissioners were present, constituting a quorum: Chairwoman Parker, Committee Vice Chair Frattali, Commissioners Fentress, Sweeney, Garganio, Rigo, and Perryman.

OPEN SESSION

Summary Statements and Resolutions for Consideration

Chairwoman Parker stated that there was one (1) item for the Committee's consideration:

- 1) DRPA-23-069 2023 Outside Employment Request for Approval for Robert Finnegan, Chief Safety and Security Officer.**

Chief Administrative Officer Brown presented the Summary Statement and Resolution seeking Board evaluation and authorization of outside employment for Chief Safety and Security Officer Robert Finnegan to serve as an Adjunct Instructor for Fairleigh Dickinson University's School of Public and Global Affairs. Commissioner Fentress moved to forward the Resolution to the Board for consideration and Commissioner Sweeney seconded the motion. There were no questions or comments. All Commissioners in attendance voted to approve the motion.

ADJOURNMENT

With no further business, Chairwoman Parker called for a motion to adjourn the Labor Committee meeting. Commissioner Fentress made the motion. Commissioner Frattali seconded the motion. All Commissioners in attendance voted to approve the motion. The Labor Committee Meeting adjourned at 10:34 a.m.

SUMMARY STATEMENT

ITEM NO.: DRPA-23-069

SUBJECT: 2023 Outside Employment Request for Approval for Robert Finnegan, Chief Safety and Security Officer

COMMITTEE: Labor

COMMITTEE MEETING DATE: August 1, 2023

BOARD ACTION DATE: August 16, 2023

PROPOSAL: That the Board evaluate and authorize outside employment for employees at the level of director and above as specifically listed below.

PURPOSE: To evaluate outside employment for potential conflicts with employment at DRPA/PATCO that may reduce the employee's efficiency in performing work for DPRA/PATCO or which would involve an employment relationship with a contractor, vendor or other organization that transacts significant business with DPRA/PATCO.

BACKGROUND: The Reform Resolutions passed by the Board on October 17, 2012 (DRPA-10-052) require that all employment or compensation received by employees at the level of director or above is approved by the Board. All requests are evaluated by the appropriate supervisors and also by the Chief Executive Officer for potential conflicts. In all cases, it was determined that the outside employment will not conflict with the business of the DRPA/PATCO and will not reduce the employee's efficiency in performing work for DRPA/PATCO. If approved, the outside employment would be authorized for a period of one (1) year, after which the employee will have to seek approval to continue the outside employment engagement. The following employee has requested authorization for outside employment as listed below:

Robert Finnegan, Chief Safety and Security Officer, to serve as an Adjunct Instructor for Fairleigh Dickinson University's School of Public and Global Affairs.

SUMMARY:	Amount:	\$0
	Source of Funds:	N/A
	Capital Project #:	N/A
	Operating Budget:	N/A
	Master Plan Status:	N/A
	Other Fund Sources:	N/A
	Duration of Contract:	N/A
	Other Parties Involved:	N/A

DRPA-23-069
Committee Meeting Date: August 1, 2023
Board Meeting Date: August 16, 2023
2023 Outside Employment Request for Approval

RESOLUTION

RESOLVED: That the Board authorizes the outside employment of the following employee:

Robert Finnegan, Chief Safety and Security Officer-Board Member, to serve as an Adjunct Instructor for Fairleigh Dickinson University's School of Public and Global Affairs.

SUMMARY:	Amount:	\$0
	Source of Funds:	N/A
	Capital Project #:	N/A
	Operating Budget:	N/A
	Master Plan Status:	N/A
	Other Fund Sources:	N/A
	Duration of Contract:	N/A
	Other Parties Involved:	N/A

NEW BUSINESS

SUMMARY STATEMENT

ITEM NO.: DRPA-23-070

SUBJECT: Consideration of Pending DRPA Contracts
(Between \$25,000 and \$100,000)

COMMITTEE: New Business

COMMITTEE MEETING DATE: N/A

BOARD ACTION DATE: August 16, 2023

PROPOSAL: That the Board consider authorizing staff to enter into contracts as shown on the Attachment to this Resolution.

PURPOSE: To permit staff to continue and maintain DRPA operations in a safe and orderly manner.

BACKGROUND: At the Meeting held August 18, 2010 the DRPA Commission adopted Resolution 10-046 providing that all DRPA contracts must be adopted at an open meeting of the DRPA Board. The Board proposed modifications to that Resolution at its meeting of September 15, 2010; specifically that all contracts between \$25,000 and \$100,000 be brought to the Board for approval. The contracts are listed on the Attachment hereto with the understanding that the Board may be willing to consider all of these contracts at one time, but if any member of the Board wishes to remove any one or more items from the list for separate consideration, each member will have that privilege.

SUMMARY:

Amount:	N/A
Source of Funds:	See Attached List
Capital Project #:	N/A
Operating Budget:	N/A
Master Plan Status:	N/A
Other Fund Sources:	N/A
Duration of Contract:	N/A
Other Parties Involved:	N/A

DRPA-23-070
New Business: August 16, 2023
Board Date: August 16, 2023
Consideration of Pending DRPA Contracts
(Between \$25,000 and \$100,000)

RESOLUTION

RESOLVED: That the Board authorizes and directs that subject to approval by the Chair, Vice Chair, General Counsel and the Chief Executive Officer, staff proceed to negotiate and enter into the contracts listed on the Attachment hereto.

SUMMARY:	Amount:	N/A
	Source of Funds:	See Attached List
	Capital Project #:	N/A
	Operating Budget:	N/A
	Master Plan Status:	N/A
	Other Fund Sources:	N/A
	Duration of Contract:	N/A
	Other Parties Involved:	N/A



CONSIDERATION OF PENDING DRPA CONTRACTS (VALUED BETWEEN \$25,000 - \$100,000) – Wednesday, August 16, 2023

DRPA

Item #	Vendor/Contractor	Description	Amount	Procurement Method	Bids Received	Bid Amounts	Source of Funds
A	International Road Dynamics Corp. (IRD) Spring Grove, IL	Supplemental Purchase of an additional Twenty-Eight (28) Dynax Toll Treadles Housed at DRPA Central Storeroom for the BRB, BFB, and WWB.	\$22,260.00	Sole Source Provider- See attached Sole Source Justification Memo marked as Exhibit "1"	1. International Road Dynamics Corp. (IRD) Spring Grove, IL	1. \$22,260.00	Revenue Fund

Memorandum: PURCHASES BETWEEN \$10,000-\$24,999.99
DRPA - Sole Source Purchase Order Request

TO: Tammy Veney, Purchasing Agent
 Rich Betts, Manager Purchasing and Stores

FROM: NAME TITLE DEPARTMENT
 Ricardo DeOliveira CBB/WWB Bridge Director Bridge Operations

SUBJECT: SOLE SOURCE APPROVAL COMPANY PROVIDING SERVICE / PRODUCT
 International Road Dynamics Corp (IRD)

PURCHASE REQUISITION NUMBER DATE
 10030739 07/24/2023

Justification for Proprietary/ Sole Source:

International Road Dynamics Corp (IRD) is the sole source distributor of the Dynax Toll Treadle to be used at the Betsy Ross, Ben Franklin and Walt Whitman Bridges. This sole source request is an additional request for 2023. They are consumable items that need periodic replacement. There are currently no substitutions or other vendors that supply the Dynax Toll Treadles, therefore, the treadles must be purchased for an estimated cost. The first request for \$16, 191.25 has been exhausted. The storeroom is at minimum stock on these treadles. Each lane uses 4 treadles when replacement takes place. Jim Ezekial requested an additional 28 to cover the remainder of 2023. Quantity: 28 @\$795 each.

Total Cost : \$ 22,260.00

Division Director Ricardo DeOliveira Digitally signed by Ricardo DeOliveira Date: 2023.08.02 08:15:51 -04'00'
 Signature

James White, CFO James White Digitally signed by James White Date: 2023.08.02 10:52:49 -04'00'
 Signature

John T. Hanson, CEO-DRPA John Hanson Digitally signed by John Hanson Date: 2023.08.04 13:35:23 -04'00'
 Signature

April, 20 2023

PORT AUTHORITY TRANSIT CORP. BOARD MEETING



Wednesday, August 16, 2023

Immediately following the DRPA Board Meeting

One Port Center

11th Floor Board Room

Camden, NJ

John T. Hanson, President



PATCO BOARD



**PORT AUTHORITY TRANSIT CORPORATION
BOARD MEETING**

**Wednesday, August 16, 2023
Immediately following the DRPA Board Meeting
One Port Center
Camden, New Jersey**

ORDER OF BUSINESS

1. Roll Call
2. Public Comment
3. Report of the General Manager – August 2023
4. Approval of July 19, 2023 PATCO Board Meeting Minutes
5. Monthly List of Previously Approved Payments – July 2023
6. Monthly List of Previously Approved Purchase Orders and Contracts – July 2023
7. Approval of Balance Sheet and Equity Statement dated May 31, 2023
8. Approval of Operations & Maintenance Committee Meeting Minutes – August 1, 2023
9. Adoptions of Resolutions Approved by Operations & Maintenance Committee – August 1, 2023
 - PATCO-23-013 Non-Hazardous Solid Waste and Industrial Refuse Removal Services for PATCO Facilities
10. Unfinished Business
11. New Business
 - PATCO-23-014 Consideration of Pending PATCO Contracts (Between \$25,000 and \$100,000)
12. Executive Session

GENERAL MANAGER'S REPORT



REPORT OF THE GENERAL MANAGER

*As stewards of public assets,
we provide for the safe and efficient operation
of transportation services and facilities
in a manner that creates value for the public we serve.*

August 16, 2023

To the Commissioners:

The following is a summary of recent PATCO activities, with supplemental information attached.

HIGHLIGHTS

On the Job Training – As part of our commitment to continuous development, Track & Facilities employees honed their skills in Frog ARM welding training.



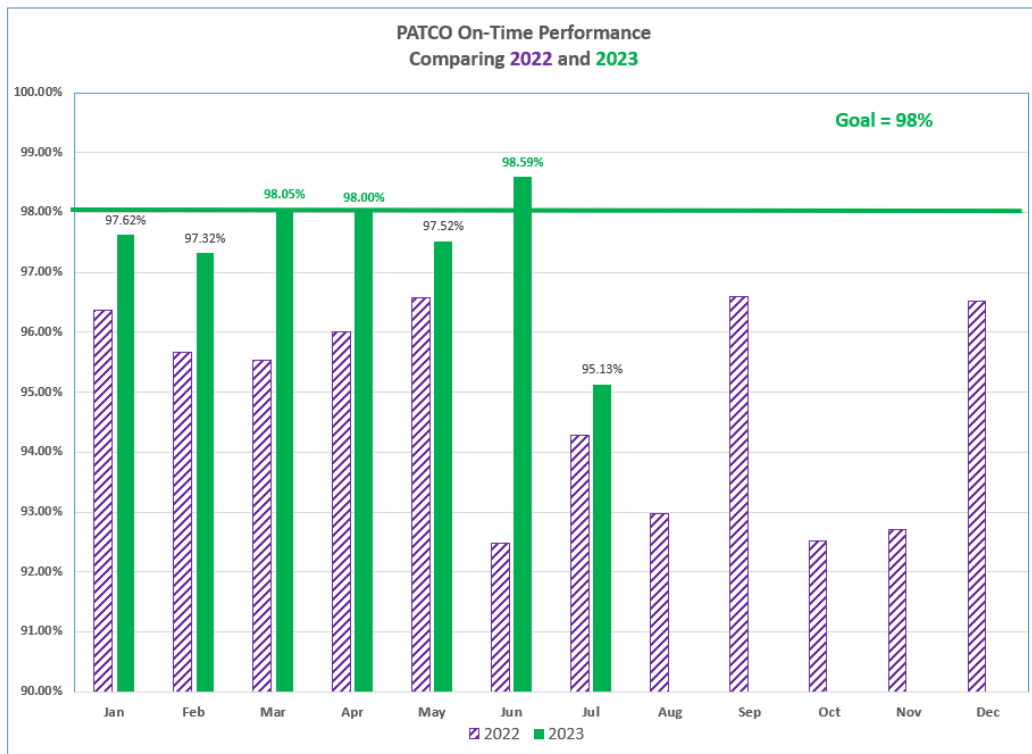
Outreach to the Community – On Saturday, July 8, PATCO manned a booth at the 29th Annual Haddonfield Crafts & Fine Art Festival. PATCO promoted the event through social media and a seat drop in exchange for a prime spot on the bridge where we could speak with hundreds of customers about the new schedule that went into effect that very day. Despite two downpours, we handed out 600 shopping bags that advertise PATCO.



Replacement of Rail between Ferry Avenue and Broadway – On July 8 we implemented a special schedule that enables us to use a single track between Ferry Avenue and Broadway while the tracks in that section are replaced, one set at a time. The plan specifically targeted a short eight-week window when traditionally a significant portion of our customers take their summer vacations. Doing the work straight through between the Independence Day and Labor Day holidays shortened the span of the project by months compared to limiting work to off-peak hours. However, the trade-off is that when we encounter a delay, operating around the issue is far more challenging. In addition, we must operate at restricted speeds through the work area, increasing the likelihood of a train being late.

On-Time Performance - On-time performance for the month of July was **95.13%**, falling short of our goal of 98%. Of the 4,157 scheduled trips in July, 12 were cancelled, 173 were late, and 229 stations were bypassed.

On-time performance for the Year to Date was **97.43%**.



One incident, flooding of the track area during torrential rains on July 4, accounted for 4 cancellations, 5 late trains, and 174 stations bypassed as we suspended service in the flooded area between Westmont and Haddonfield. Crews were brought in to pump water out of the track area and remove debris, and we maintained as much service as possible despite the significant challenges posed by the weather. We reached out to NJ Transit to request a shuttle for customers between Collingswood and Woodcrest Stations, and Transit was able to provide one bus and driver on the holiday. For a short time, we also had to bypass Ferry Avenue Station because the volume of rain flooded the parking lots. No one was injured, stations were reopened, and we resumed service in a few hours. Our performance on that day was 84.37%.

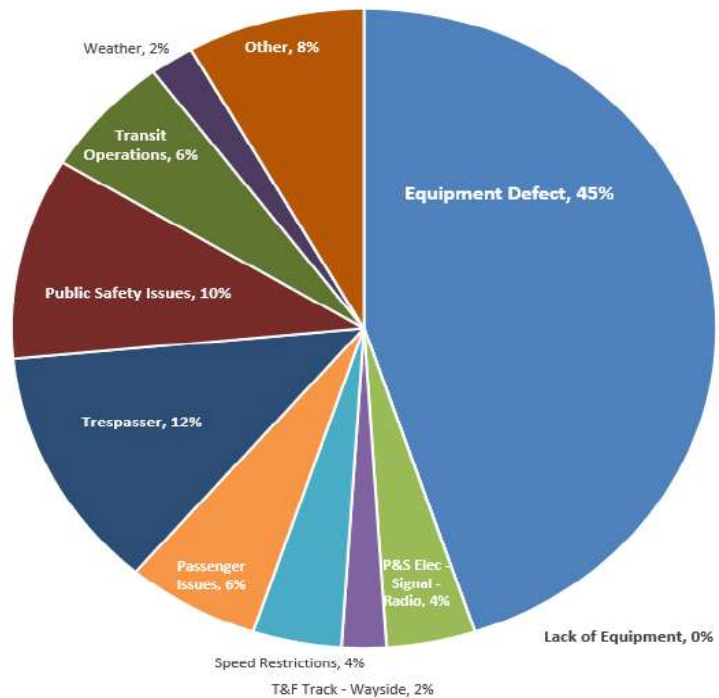
The other “bad day” was July 21, when 21 trains were delayed, directly attributable to single track operations and a particularly long area of restricted speeds associated with the rail replacement project. That day’s performance was 83.87%.

Trespassers continue to cause delays as we de-energize the third rail to ensure their safety and the safety of the staff who must ensure they have vacated the track area.

No delays resulted from lack of sufficient equipment.

Availability of Transit Equipment – PATCO closely monitors the availability of equipment to meet the needs of our peak service customers. For the seventh month in a row, we’ve achieved **100%** availability.

Causes of Delay Incidents - July, 2023



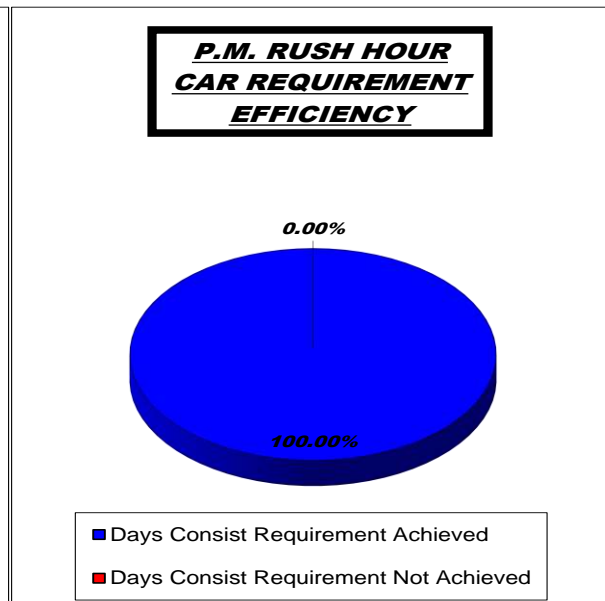
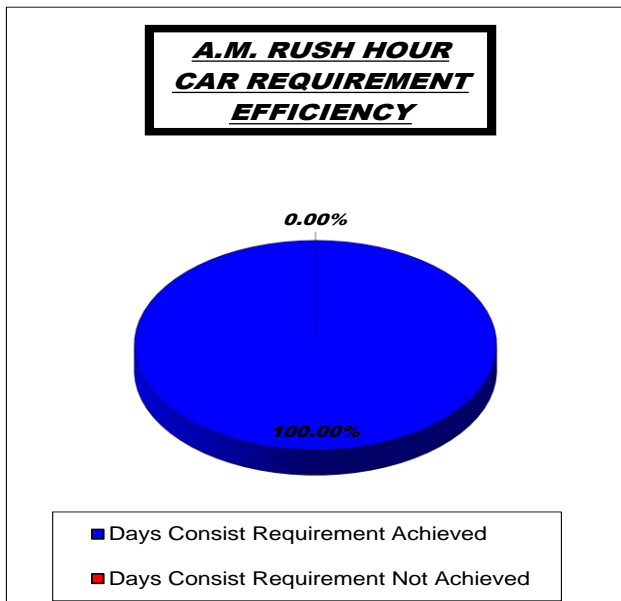
DAILY LOADLINE CAR REQUIREMENT FOR July 2023

A.M. RUSH HOUR (54 CARS REQUIRED)

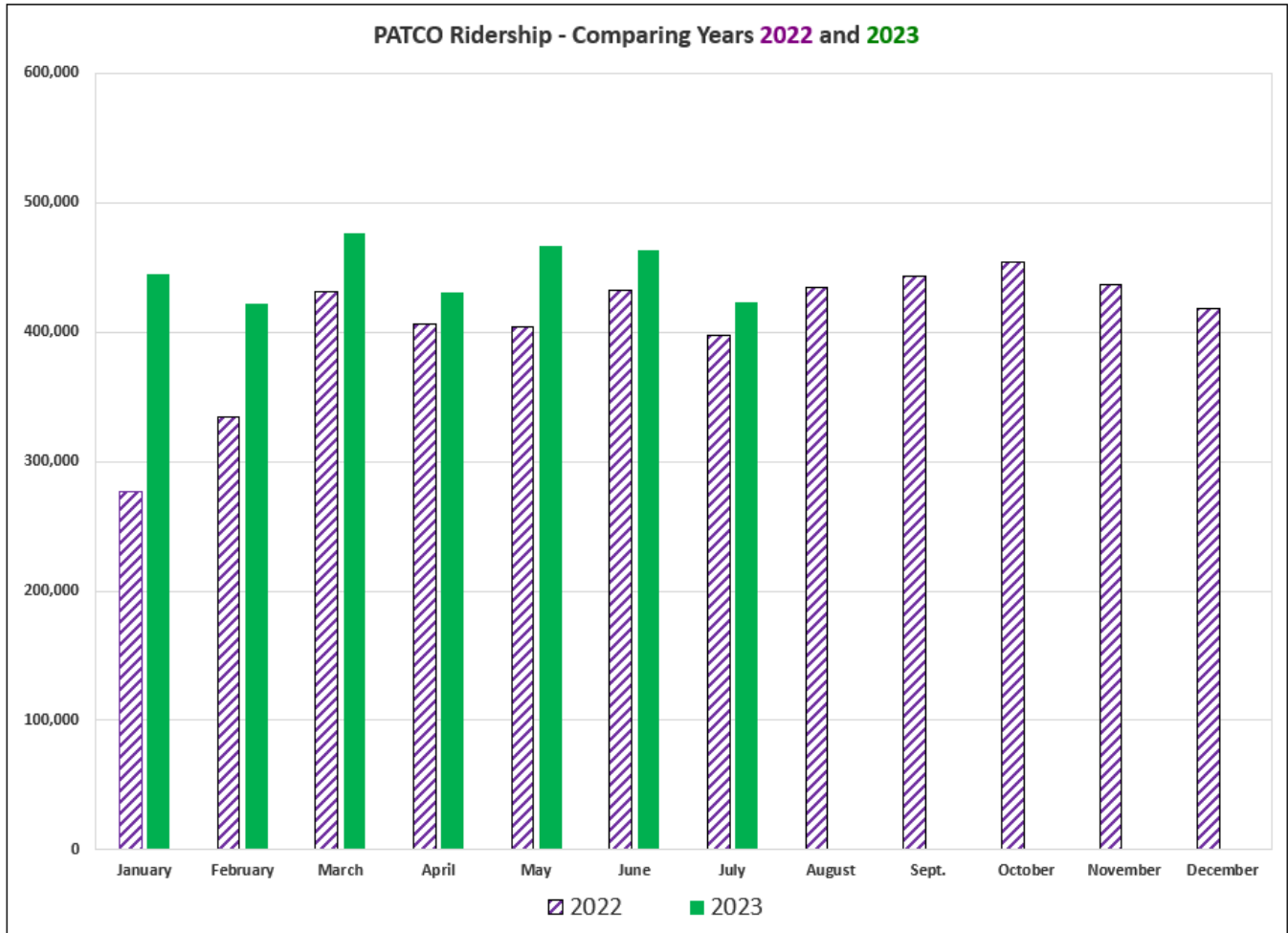
Days Consist Requirement Achieved	20	100.00%
Days Consist Requirement Not Achieved	0	0.00%
TOTAL DAYS	20	

P.M. RUSH HOUR (54 CARS REQUIRED)

Days Consist Requirement Achieved	20	100.00%
Days Consist Requirement Not Achieved	0	0.00%
TOTAL DAYS	20	



Ridership – Ridership in July was 422,754, an **increase** of 24,980 **(+6.28%)** when compared to July of 2022. Year to date ridership totaled 3,125,787, an **increase** of 442,600 **(+16.50%)** when compared to the same period of 2022.



FREEDOM Card Service Center – The Service Center at Woodcrest Station is open every weekday from 7 a.m. to 6 p.m. and at Broadway on Mondays from 10 a.m. to 2 p.m. In addition, many customers use our FREEDOM website to add value to their cards, report lost cards, and change credit card information.

Service	# of Customers Served in July	# of Customers Served Year to Date
Calls	570	4,793
Walk-Ups	609	4,889
Replacement Cards Issued	417	3,556
Reduced Fare Program Sign-ups	90	696
SHARE Sign-ups	53	358
Student Sign-ups	4	44
“T” Card sign-ups	16	109

STEWARDSHIP**Elevators and Escalators**

- With the completion of the two new elevators at City Hall Station in Camden and the two new elevators at 13th/Locust Street Station in Philadelphia, the PATCO system is fully accessible. We now have 17 elevators serving our customers.
- **Availability**
 - Availability of all **elevators** was **93.69%** in July. One unit, the Collingswood elevator, accounted for 94% of the elevator outage this month, but as of July 28 it has been returned to service. In contrast, eleven units required no service calls at all. Availability of elevators year to date is **98.21%**, achieving our goal of 98%.
 - Availability of all **escalators** was **88.23%** in July, and 88.33% year to date, falling short of our goal of 96%. At Woodcrest, we continue to await resolution of the software programming issue by the manufacturer of the equipment, Schindler; that unit's outage accounted for 66% of the escalator unavailability in July.
- **Performance of Preventive Maintenance** - Monthly preventive maintenance was performed on all available elevators and escalators in July.

FINANCE

(The following unaudited data available as of 8/8/2023.)

PATCO Income year to date (through 5/31/2023) amounted to \$5,741,046, compared with a Budget Anticipated Income of \$5,711,112 a **favorable** variance of \$29,934 **(+0.52%)**.

Operating expenses during May amounted to \$4,908,732, compared with a Budget Anticipated Expense of \$5,223,448, a **favorable** variance of \$314,716 or **6.03%**. Year to date expenses totaled \$24,455,715 compared with a Budget Anticipated Expense of \$26,579,448, a **favorable** variance of \$2,123,733 or **7.99%**.

During the month of May, PATCO experienced a Net Operating Loss (excluding rental and non-recurring charges) of \$3,644,471. Total Cumulative Loss year to date (excluding rental and non-recurring charges) equaled \$18,714,669. Total Cumulative Loss year to date (including Lease Rental charges) equaled \$21,265,500.

Net Transit Loss (including lease expense) for the month of May 2023 was \$4,154,638.

Year to Date as of 5/31/2023

<u>Through May 31, 2023</u>	2023 <u>Budget</u>	2023 <u>Actual</u>	<u>Variance</u>	
Income	\$5,711,112	\$5,741,046	\$29,934	F
Expenses	\$26,579,448	\$24,455,715	\$2,123,733	F
Operating Ratio	.2149	.2348		F
Passengers	2,226,718	2,239,946	13,228	F
Car Miles	2,302,032	2,050,725	251,307	

PERSONNEL TRANSACTIONS

The following personnel transactions occurred in July 2023:

NAME	POSITION	DEPT.	DATE
<u>APPOINTMENT(S)</u> - None			
<u>TEMPORARY APPOINTMENTS</u> - None			
<u>PROMOTION(S)</u> - None			
<u>TITLE & GRADE CHANGE</u>			
Robert L. Alesiani, III NJ	From: Media Specialist - Grade 5 To: Media Production Specialist – Grade 6	Equipment Equipment	5/20/2023 (Retro)
<u>UPGRADE (GRADE CHANGE)</u>			
John M. Dobleman III NJ	From: Manager, Track, Structures & Mechanical Equipment – Grade 13 To: Manager, Track, Structures & Mechanical Equipment – Grade E1	Track & Facilities Track & Facilities	4/29/2023 (Retro)
Albert Green NJ	From: Payroll Administrator Grade 8 To: Payroll Administrator Grade 10	Finance Finance	7/01/2023

TEMPORARY ASSIGNMENT TO HIGHER CLASSIFICATION

Charles F. Glennan NJ	From: Manager, Power, Signals & Communication To: Acting Director	Power & Signals Power & Signals	7/03 – 7/05/2023
Jesse D. Pachell PA	From: Technical Supervisor To: Acting Director	Transit Services Transit Services	7/05 – 7/09/2023
Robert T. Iwanaga PA	From: Technical Supervisor To: Acting Director	Equipment Equipment	7/21 – 7/25/2023
Gary S. Fox PA	From: Manager To: Acting Director	Fare Collection Fare Collection	6/24 – 7/07/2023

INTERAGENCY PROMOTIONS from PATCO to DRPA

Maria A. Onorato PA	From: Customer Service Agent/Traffic Checker To: Toll Collector	Transit Services Operations – Toll	7/15/2023
------------------------	-----------------------------------------------------------------------	---------------------------------------	-----------

INTERAGENCY PROMOTIONS from DRPA to PATCO - None

INTERAGENCY TRANSFERS - None

RETIREMENT(S) - None

RESIGNATION(S) - None

LAY OFFS - None

END OF TEMPORARY ASSIGNMENT - None

DECEASED – None

PURCHASING & MATERIAL MANAGEMENT

During the month of July, 120 purchase orders were issued with a total value of \$278,826. Of the \$83,690 in monthly purchases where minority vendors could have served PATCO needs, \$1,579 was awarded to MBEs and \$26,132 to WBEs. The \$27,711 total MBE/WBE purchases in July represent 9.94% of the total spent and 33.11% of the purchases available to MBE/WBEs.

MAINTENANCE OF TRAINS (EQUIPMENT DEPARTMENT)

The following significant maintenance initiatives progressed in July:

- Eight (8) overhauled motors were available for installation as needed. One hundred two (102) are in the overhaul process, including twenty-seven (27) at Swiger Coil, twenty-five (25) at RAM, nineteen (19) at WALCO, twenty-five (25) at Sherwood, two (2) pending outbound shipment, and four (4) undergoing in-house mini overhaul.

**Traction Motor Overhaul
Thru July 31, 2023**

	2020	2021	2022	2023	Total
Resolution P-19-018	\$ 2,658,439.76	\$ 2,581,538.55	\$ 3,241,221.83	\$ 1,393,185.00	\$ 9,874,385.14
Totals	\$ 2,658,439.76	\$ 2,581,538.55	\$ 3,241,221.83	\$ 1,393,185.00	\$ 9,874,385.14

Vendor Breakdown

RAM Industrial	\$ 761,512.00	\$ 566,237.00	\$ 904,209.00	\$ 370,766.00	\$ 2,602,724.00
Sherwood	\$ 315,583.00	\$ 564,567.00	\$ 801,971.00	\$ 209,390.00	\$ 1,891,511.00
Swiger Coil (DBA Motive Power)	\$ 816,488.76	\$ 666,757.55	\$ 454,023.83	\$ 530,103.00	\$ 2,467,373.14
Walco Electric	\$ 764,856.00	\$ 783,977.00	\$ 1,081,018.00	\$ 282,926.00	\$ 2,912,777.00
Totals	\$ 2,658,439.76	\$ 2,581,538.55	\$ 3,241,221.83	\$ 1,393,185.00	\$ 9,874,385.14

Remaining Contract Funds

\$625,614.86

- We established a goal of thirty-two (32) truck overhauls in 2023. Six (6) have been assembled so far, with one (1) in progress.
- Thirty-one (31) rebuilt gearboxes are currently available, and four (4) wheelsets are assembled for truck building. Twenty-two (22) gearboxes are in the overhaul process with three (3) at UTC, fifteen (15) at Penn Machine, zero (0) at PATCO and four (4) pending outbound shipment.

**Gearbox Overhaul
Thru July 31, 2023**

Resolution	2022	2023	Grand Total
P-21-085	\$ 416,856.31	\$ 22,654.77	\$ 439,511.08

Vendor Breakdown

UTC/RAS & PENN MACHINE			
UTC/RAS			\$ -
PENN MACHINE COMPANY LLC	\$ 416,856.31	\$ 22,654.77	\$ 439,511.08
Totals	\$ 416,856.31	\$ 22,654.77	\$ 439,511.08

Remaining Contract Funds

\$ 1,060,488.92

- In July, custodial employees scrubbed twenty (20) cars (intensive interior cleaning and buffing floors). In addition, we completed seventy-eight (78) exterior washes.

TRACK & FACILITIES

- In July, Track & Facilities crews performed ROW (right of way), station, parking lot and track inspections.
- Support services (flagging and scheduling) were provided as required for the following projects:
 - Ben Franklin Rehabilitation capital project (Contract No. BF-54-2019)
 - Ferry to Way Rail Replacement
- M&S Technicians performed frog welding at 59W and at 91W at West Crest Interlocking.



- M&S Technicians performed fire extinguisher inspections the length of the entire line.
- M&S Technicians and MO1 replaced damaged rail on #1 track between Wood and Haddon. M&S Technicians performed four Thermite welds. They also performed welding repairs to 93E frog at East Crest #2 Track.
- M&S Technicians welded rail at East Crest.



- M&S Technicians and Track Mechanics welded in new rail at Lindenwold platform.
- Track Mechanics set up barricades for tree trimming and removed trash from track area at Woodcrest.
- Groundskeepers performed grass and weed trimming to catch up after rain events.

POWER & SIGNALS

- New LED light fixtures were installed within Ashland Station parking lot areas.
- Staff established mainline track outages for the Track & Facilities Department.
- Traction return bonding was applied to new rail replacement as required.
- Right of Way (ROW), switch and signal inspections were performed.
- Substation breaker maintenance was performed.
- Relay testing and repairs were performed at mainline interlockings.
- Stations, subway tunnels, and parking lots were re-lamped as necessary.
- Support services were also provided as required for the following projects:
 - Rail Replacement (#1 Track - Way to East Ferry)
 - Birch Street Substation Equipment Upgrades (Contract PATCO-71-2019)
 - BFB suspension cable
 - Franklin Square Station Rehabilitation
 - Maintenance and repairs of escalators and elevators

SAFETY

The monthly report of the Safety Department is enclosed with this report.

Respectfully submitted,



John D. Rink
General Manager

PORT AUTHORITY TRANSIT CORPORATION
COMPARATIVE STATEMENT OF REVENUE AND EXPENSES
May 31, 2023 Monthly and YTD

	1ST A/P 1/31/2023	2ND A/P 2/28/2023	3RD A/P 3/31/2023	4TH A/P 4/30/2023	5TH A/P 5/31/2023
INCOME					
Operating	1,093,199	1,024,566	1,153,321	1,036,007	1,134,746
Non-Operating	<u>51,446</u>	<u>50,931</u>	<u>33,243</u>	<u>34,072</u>	<u>129,515</u>
Total Income-Pd	1,144,645	1,075,497	1,186,564	1,070,079	1,264,261
Total Oper.Inc.-YTD		2,117,764	3,271,085	4,307,092	5,441,838
Total NonOper.Inc.-YTD		102,378	135,621	169,693	299,208
Total Income-YTD		2,220,142	3,406,706	4,476,785	5,741,046
EXPENSE					
Way & Power	1,087,022	1,112,668	1,273,297	1,135,317	1,292,719
Equipment	596,863	690,758	838,294	732,401	444,654
Transportation	1,714,141	1,552,441	1,562,212	1,561,239	1,651,446
Administration	982,744	848,694	663,779	1,308,661	1,003,724
Purchased Power	336,793	328,678	347,107	325,248	372,395
Ins & Claims	143,796	143,797	94,165	166,866	143,797
Sub-Total-Pd	4,861,360	4,677,036	4,778,854	5,229,732	4,908,732
Sub-Total-YTD		9,538,394	14,317,250	19,546,983	24,455,715
Rent-DRPA-PD	510,163	510,167	510,167	510,167	510,167
Rent-DRPA-YTD		1,020,330	1,530,497	2,040,664	2,550,831
Total Expenses-Pd	5,371,523	5,187,203	5,289,021	5,739,899	5,418,899
Total Expenses-YTD		10,558,724	15,847,747	21,587,647	27,006,546
STATISTICS					
Passengers-PD	444,820	421,861	476,433	430,601	466,231
Passengers-YTD		866,681	1,343,114	1,773,715	2,239,946
Oper Rev. /Pass-Pd	2.46	2.43	2.42	2.41	2.43
Oper Rev. /Pass-YTD		2.44	2.44	2.43	2.43
Oper Exp. /Pass-Pd	10.93	11.09	10.03	12.15	10.53
Oper Exp. /Pass-YTD		11.01	10.66	11.02	10.92
Car Miles-Pd	424,978	394,682	436,224	385,133	409,708
Car Miles-YTD		819,660	1,255,884	1,641,017	2,050,725
Oper Rev. /CM-PD	2.57	2.60	2.64	2.69	2.77
Oper Rev. /CM-YTD		2.58	2.60	2.62	2.65
Oper Exp./CM-PD	11.44	11.85	10.96	13.58	11.98
Oper Exp./CM-YTD		11.64	11.40	11.91	11.93
Avg. Rev. /Pass- YTD	2.57	2.56	2.54	2.52	2.56

Port Authority Transit Corporation
Analysis of Budgeted/Actual Income - Year 2023
5th Accounting Period Ending
May 31, 2023

Income	2023		Current			Year-To-Date			
	<u>Budget</u>	<u>Budget</u>	<u>Actual</u>	<u>Variance</u>		<u>Budget</u>	<u>Actual</u>	<u>Variance</u>	
Passenger Fare Revenue	\$13,605,179	\$1,149,841	\$1,097,079	(\$52,762)	-4.59% U	\$5,344,123	\$5,267,535	(\$76,588)	-1.43% U
Smart Card Sales	<u>68,850</u>	<u>5,738</u>	<u>5,995</u>	<u>258</u>	<u>4.49% F</u>	<u>28,688</u>	<u>26,910</u>	<u>(1,778)</u>	<u>-6.20% U</u>
Total Passenger Revenue	\$13,674,029	\$1,155,579	\$1,103,074	(\$52,504)	-4.54% U	\$5,372,811	\$5,294,445	(\$78,366)	-1.46% U
Advertising	181,116	15,093	24,972	9,879	65.45% F	75,465	104,522	29,057	38.50% F
Parking	309,628	25,802	31,672	5,870	22.75% F	129,012	147,393	18,381	14.25% F
Leases & Rentals	332,429	22,056	90,669	68,613	311.09% F	110,280	135,265	24,985	22.66% F
Interest	15,200	1,267	12,110	10,843	+ F	6,333	54,541	48,208	+ F
Miscellaneous	<u>41,308</u>	<u>3,442</u>	<u>1,764</u>	<u>(1,679)</u>	- U	<u>17,212</u>	<u>4,880</u>	<u>(12,332)</u>	- U
Total Income	<u>\$14,553,710</u>	<u>\$1,223,239</u>	<u>\$1,264,261</u>	<u>\$41,022</u>	<u>3.35% F</u>	<u>\$5,711,112</u>	<u>\$5,741,046</u>	<u>\$29,934</u>	<u>0.52% F</u>
Passengers	5,668,824	479,101	466,231	(12,870)	-2.69% U	2,226,718	2,239,946	13,228	0.59% F

**Port Authority Transit Corporation
Comparative Analysis - 2023
Budget /Actual-Income & Departmental Expenses
for the Month Ending
May 31, 2023**

	2023		Current			Year-To-Date				
	<u>Budget</u>	<u>Budget</u>	<u>Actual</u>	<u>Variance</u>		<u>Budget</u>	<u>Actual</u>	<u>Variance</u>		
Passenger Fare Revenue	\$13,605,179	\$1,149,841	\$1,097,079	(\$52,762)	-4.6% U	\$5,344,123	\$5,267,535	(\$76,588)	-1.4%	U
Smart Card Sales	<u>68,850</u>	<u>5,738</u>	<u>5,995</u>	<u>258</u>	<u>4.5% F</u>	<u>28,688</u>	<u>26,910</u>	<u>(1,778)</u>	<u>-6.2%</u>	<u>U</u>
Total Passenger Revenue	\$13,674,029	1,155,579	1,103,074	(52,504)	-4.5% U	5,372,811	5,294,445	(78,366)	-1.5%	U
Other	<u>879,681</u>	<u>67,660</u>	<u>161,187</u>	<u>93,526</u>	<u>138.2% F</u>	<u>338,302</u>	<u>446,601</u>	<u>108,299</u>	<u>32.0%</u>	<u>F</u>
Total Income	<u>\$14,553,710</u>	<u>\$1,223,239</u>	<u>\$1,264,261</u>	<u>\$41,022</u>	<u>3.4% F</u>	<u>\$5,711,112</u>	<u>\$5,741,046</u>	<u>\$29,934</u>	<u>0.5%</u>	<u>F</u>
Way & Power	\$13,774,908	\$1,127,209	\$1,292,719	(\$165,510)	-14.7% U	\$5,698,408	\$5,901,023	(\$202,615)	-3.6%	U
Equipment	10,289,964	856,921	444,654	412,267	48.1% F	4,284,602	3,302,970	981,632	22.9%	F
Transportation	21,963,302	1,839,433	1,651,446	187,987	10.2% F	9,193,088	8,041,479	1,151,609	12.5%	F
Administration	11,731,345	832,743	1,003,724	(170,981)	-20.5% U	4,567,637	4,807,602	(239,965)	-5.3%	U
Insurance & Claims	2,480,712	206,726	143,797	62,929	30.4% F	1,033,630	692,421	341,209	33.0%	F
Purchased Power	<u>4,325,000</u>	<u>360,417</u>	<u>372,395</u>	<u>(11,978)</u>	<u>-3.3% U</u>	<u>1,802,083</u>	<u>1,710,221</u>	<u>91,862</u>	<u>5.1%</u>	<u>F</u>
Sub-Total	\$64,565,231	\$5,223,448	\$4,908,732	\$314,716	6.0% F	\$26,579,448	\$24,455,715	\$2,123,733	8.0%	F
Transit Subsidy (before rent)	(\$50,011,521)	(\$4,000,209)	(\$3,644,471)	\$355,738	8.9% F	(\$20,868,336)	(\$18,714,669)	\$2,153,667	10.3%	F
Rent-DRPA	6,122,000	510,167	510,167	—	— F	2,550,831	2,550,831	—	—	F
Total Expenses	<u>\$70,687,231</u>	<u>\$5,733,615</u>	<u>\$5,418,899</u>	<u>\$314,716</u>	<u>5.5% F</u>	<u>\$29,130,279</u>	<u>\$27,006,546</u>	<u>\$2,123,733</u>	<u>7.3%</u>	<u>F</u>
Transit Subsidy (includes rent)	<u>(\$56,133,521)</u>	<u>(\$4,510,376)</u>	<u>(\$4,154,638)</u>	<u>\$355,738</u>	<u>7.9% F</u>	<u>(\$23,419,167)</u>	<u>(\$21,265,500)</u>	<u>\$2,153,667</u>	<u>9.2%</u>	<u>F</u>

PATCO EEO CATEGORIES (By State)

171

JOB TITLE	STATE OF RESIDENCE		
	DE	NJ	PA
1 General Manager		1	
2 Assistant General Manager			1
1 Director, Equipment		1	
2 Director, Fare Collection Operations		1	
3 Director, Finance		1	
4 Director, Power & Signals		1	
5 Director, Safety Services		1	
6 Director, Track & Facilities		1	
7 Director, Transit Services		1	
1 Manager, Electrical & Electronics		1	
2 Manager, Fare Collection			1
3 Manager, Mechanical & Custodial		1	
4 Manager, Passenger Services		1	
5 Manager, Power, Signals & Communications		2	
6 Manager, Track & Facilities		1	
7 Manager, Track, Structures & Mechanical Equipment		1	
8 Supervising Dispatcher		2	
9 Technical Supervisor, Electrical Systems			
10 Technical Supervisor, Civil/Mechanical Systems			1
11 Technical Supervisor, Equipment			1
12 Technical Supervisor, Transit Services			1
1 Custodial Foreman			1
2 Dispatcher		6	2
3 Dispatcher Trainee		1	
4 Electrical Foreman		6	
5 Fare Collection Foreman			1
6 Fleet Foreman		1	
7 Maintenance Foreman			

PATCO EEO CATEGORIES (By State)

JOB TITLE	STATE OF RESIDENCE		
	DE	NJ	PA
8 Mechanical Foreman		1	1
9 Money Room Supervisor		1	
10 Payroll Administrator		2	
11 Purchasing Agent		1	
12 Sr. Accountant		3	
13 Station Supervisor		7	1
14 Supervisor, Storeroom			1
15 Supervisor, Transit Services		4	
16 Supervisor/Traffic Analyst		7	1
17 Track Foreman		2	1
<hr/>			
OFFICIALS & ADMINISTRATORS (Total By State)			
	0	59	14
<hr/>			
TOTAL OFFICIALS & ADMINISTRATORS			
		73	
1 Fare Collection Systems Analyst		1	
2 Program Analyst			
3 Project Manager, Technical		1	
4 Purchasing Specialist		3	
5 Safety Specialist		2	
<hr/>			
PROFESSIONALS (Total By State)			
	0	7	0
<hr/>			
TOTAL PROFESSIONALS			
		7	
1 Train Operator	1	39	13
<hr/>			
PARAPROFESSIONALS (Total By State)			
	1	39	13

PATCO EEO CATEGORIES (By State)

173

JOB TITLE	STATE OF RESIDENCE		
	DE	NJ	PA
TOTAL PARAPROFESSIONALS			
		53	
1 Custodian		16	15
2 Revenue Collector		2	
SERVICE MAINTENANCE (Total By State)			
	0	18	15
TOTAL SERVICE MAINTENANCE			
		33	
1 Accounting Clerk		2	
2 Administrative Coordinator		8	
3 Customer Service Agent/Traffic Checker		3	
4 Data Entry Clerk			1
5 Media Production Technician		1	
6 Storekeeper		5	
ADMINISTRATIVE SUPPORT (Total By State)			
	0	19	1
TOTAL ADMINISTRATIVE SUPPORT			
		20	
1 Car Monitoring & Diagnostic System Technician		1	
2 Electronic Technician	1	17	1
3 Electronic Technician Apprentice - Fare Collection			1
4 Equipment Electrician		3	1
5 Equipment Electrician A/C		4	
6 Equipment Mechanic	1	16	
7 Fare Collection Repairman		1	1
8 Groundskeeper		2	
9 Machine Operator 1/C		4	
10 Machinist 1/C		1	
11 Machinist 1/C Toolmaker		1	

PATCO EEO CATEGORIES (By State)

	JOB TITLE	STATE OF RESIDENCE		
		DE	NJ	PA
12	Maintainer		20	4
13	Maintenance Mechanic 1/C		3	
14	Mechanical & Structural Technician		12	1
15	Track Mechanic		11	6
16	Welder		1	
CRAFT WORKERS (SKILLED) (Total By State)				
		2	97	15
TOTAL CRAFT WORKERS (SKILLED)			114	
TOTAL EMPLOYEES BY STATE		3	239	58
TOTAL PATCO EMPLOYEES			300	
SUMMARY (Employee Class)				
NON-REP		0	85	15
			100	
TEAMSTERS		3	154	43
			200	

MEMORANDUM

PORT AUTHORITY TRANSIT CORPORATION
of Pennsylvania & New Jersey



To: John Rink
FROM: David Fullerton
SUBJECT: Monthly Report: Safety Department – July 2023
DATE: August 7, 2023

1. Safety Services Staff was involved in the following activities concerning Contractors' Safety:

- Conducted Contractors' Safety Briefings and created the necessary follow-up reports of safety briefings as shown below (total of 117 people trained):

DATE	CONTRACTOR	PATCO CONTRACT #	PROJECT/WORK AREA	#
07/03/23	AECOM	Contract No. 21-G	Rail Replacement	2
07/03/23	Greenman-Pedersen, Inc.	BF-54-2019	Rehab. of Substations and Anchorages Project	1
07/03/23	Haztek	Contract No. 21-G	Rail Replacement	3
07/03/23	RCCSJ	Contract No. 21-G	Rail Replacement	3
07/03/23	172 Laborers	Contract No. 21-G	Rail Replacement	2
07/10/23	PATCO New Hire		DRPA Safety Specialist	1
07/10/23	Summer Interns		3 DRPA/PATCO	3
07/10/23	Temporary Employees		CSR and Finance Department	2
07/10/23	AECOM	Contract No. 21-G	Rail Replacement	3
07/10/23	Airside		Center Tower Pump Station	3
07/10/23	Chase Enterprises		Chase Enterprises Weed Control, 2023	4
07/10/23	Cornell	Contract #12-J	Franklin Square Re-Opening	7
07/10/23	Hunt Engineering	Contract #12-J	Franklin Square Re-Opening	2
07/10/23	LDW		Center Tower Pump Station	4
07/10/23	Michael Baker Int'l	PATCO-27-L	PATCO Westmont Station	1
07/10/23	Skanska	BF-54-2019	Rehab. of Substations and Anchorages Project	9
07/17/23	Temporary New Hire		WWB Storeroom	1

DATE	CONTRACTOR	PATCO CONTRACT #	PROJECT/WORK AREA	#
07/17/23	AECOM	Contract No. 21-G	Rail Replacement	3
07/17/23	AON		Safety Oversight for DRPA	1
07/17/23	Athena Contracting		Center Tower Pump Station	2
07/17/23	Colliers Engineering		Center Tower Pump Station	1
07/17/23	Hatch LTK	GN-0009-22	PATCO 2022 Biennial Inspection	2
07/17/23	HNTB Corporation	Contract #12-J	Franklin Square Re-Opening	9
07/17/23	Hunt Engineering	Contract #12-J	Franklin Square Re-Opening	1
07/17/23	Scalfo Electric		Center Tower Pump Station	2
07/17/23	Schneider Electric	3 TSGP 2021	Camera Upgrade Project	1
07/17/23	Skanska	BF-54-2019	Rehab. of Substations and Anchorages Project	1
07/17/23	Vanalt Electrical		Underground Radio Upgrade	2
07/24/23	DRPA New Hire		Auto Technician, Fleet	1
07/24/23	AD Marble		Glassboro-Camden Line Project	4
07/24/23	Athena Contracting		Center Tower Pump Station	1
07/24/23	Brinks	GN-0019-12	Revenue Collection & Armored Car Services	5
07/24/23	Chase Enterprises		Chase Enterprises Weed Control, 2023	2
07/24/23	Cornell	BF-54-2019	Rehab. of Substations and Anchorages Project	1
07/24/23	Dinmore Engineering	DRPA Contract No. L00614	BFB Improvements	1
07/24/23	HNTB	Contract #12-J	Franklin Square Re-Opening	1
07/24/23	Johnson Controls, Inc.		Fire Alarm System	1
07/24/23	JJD-Electric	Contract No. 21-G	Rail Replacement	2
07/24/23	Michael Baker Int'l	PATCO-27-L	PATCO Westmont Station	1
07/24/23	NJDOT		State Safety Oversight/ Compliance Inspections	1
07/24/23	Scalfo Electric		Center Tower Pump Station	1
07/31/23	AECOM	Contract No. 21-G	Rail Replacement	1
07/31/23	Cornell	BF-54-2019	Rehab. of Substations and Anchorages Project	6

DATE	CONTRACTOR	PATCO CONTRACT #	PROJECT/WORK AREA	#
07/31/23	Freyssinet	BF-54-2019	Rehab. of Substations and Anchorages Project	1
07/31/23	Greenman-Pedersen	BF-54-2019	Rehab. of Substations and Anchorages Project	2
07/31/23	Johnson Controls, Inc.		Fire Alarm System	1
07/31/23	JPC Group		Center Tower Pump Station	3
07/31/23	Platinum	BF-54-2019	Rehab. of Substations and Anchorages Project	3
07/31/23	Scalfo Electric		Center Tower Pump Station	1
07/31/23	Vanalt Electrical		Underground Radio Upgrade	1

Drug & Alcohol Tests – for July 2023

Random Drug only	10
Random Alcohol only	0
Random Drug & Alcohol	2
Reasonable Suspicion Drug only	1
Reasonable Suspicion Alcohol only	0
Post-Accident	<u>0</u>
TOTAL TESTS COMPLETED	13

2. Internal PATCO Safety Activities:

- Conducted Audit Preparation, July 3rd - 7th, 2023
- Conducted Environmental Inspections at PATCO, July 3rd, 10th, 17th, 24th, and 31st, 2023
- Conducted Safety Inspections, July 11th, 13th, 18th, 20th, 25th, and 27th, 2023
- Conducted Joint Workplace Members (June) Monthly Committee Meeting, In-Person and Microsoft Teams, July 5th, 2023
- Conducted Track & Facilities and Power & Signals Audit/Walk-Through, July 5th, 12th, 19th, and 26th, 2023
- Participated in Franklin Square Re-Opening Project Meeting, Contract #12-J, Microsoft Teams, July 5th and July 18th, 2023
- Attended and Participated in PATCO Staff Meeting, PATCO General Manager's Conference Room or Microsoft Teams, July 5th, 2023
- Conducted Field Audit, Power & Signals Switch Inspection, July 6th, 2023
- Conducted PATCO Station Inspections, July 6th, 2023
- Participated in PATCO Westmont Station Progress Meeting, Contract No. 27-L, Microsoft Teams, July 6th, 2023
- Performed update on Random Eligibility Pool for Random Drug & Alcohol testing, July 6th, 13th, 20th, and 27th, 2023

- Attended Flight Plan & Safety Plan/Risk Assessment, CBB, July 6th, 2023
- Conducted Audit Preparation, July 10th - 14th, 2023
- Attended AIPP On-site Audit, (Microsoft Teams also available), Port Authority Transit Corporation, July 11th, 2023
- Participated in VG – Discussion Re: Expert Report, Conference Call, July 12th, 2023
- Conducted Equipment Audit/Walk-Through, July 14th and 28th, 2023
- Participated in CPR/AED Training, Microsoft Teams, July 17th and 21st (Nightshift)
- Conducted Audit Preparation, July 17th - 21st, 2023
- Attended Talking Safety Management Systems (SMS): Safety Communication, Conference Call, July 19th, 2023
- Attended Senior Staff Meeting, OPC Board Room or Microsoft Teams, July 20th, 2023
- Participated in SSOA Monthly Meeting with PATCO via Microsoft Teams, July 20th, 2023
- Conducted New Hire Orientation for Police Officer, Microsoft Teams, July 21st, 2023
- Attended Center Tower Start Up, Microsoft Teams, July 21st, 2023
- Conducted Audit Preparation, July 24th - 28th, 2023
- Conducted Joint Workplace Members (July) Monthly Committee Meeting, Virtual and In-Person, July 25th, 2023
- Attended Labor Management, Safety Subcommittee, In-Person or Microsoft Teams, July 25th, 2023
- Attended Labor Management Monthly Committee, In-Person or Microsoft Teams, July 25th, 2023
- Attended PATCO Directors' Meeting, PATCO General Manager's Office or Microsoft Teams, July 25th, 2023
- Presented Fall Protection Authorized Person Training, In-Person or Microsoft Teams, July 25th, 2023
- Attended Woodcrest Station Platform Rehabilitation and Collingswood Headhouse Project, Contract No. 12-K, Pre-Bid Meeting, via Zoom, July 26th, 2023
- Performed Internal Safety Audit (ISA), Maintenance Plan, Microsoft Teams, July 27th, 2023
- Participated in Rail Replacement Project, Contract #21-G, Progress Meeting, Microsoft Teams, July 27th, 2023
- Conducted Contractor Safety Briefing for DRPA Engineers, via Microsoft Teams, July 28th, 2023
- Conducted Audit Preparation, July 31st, 2023

3. **Internal DRPA Safety Activities:**

- Attended WWB, NJ Corridor Resurfacing Progress Meeting, Contract No. WW-33-2022, July 5th and 19th, 2023
- Participated in CBB Weld Investigation Progress Meeting, Microsoft Teams, July 6th, 2023
- Conducted CBB Shop Safety Inspections, July 7th and 21st, 2023
- Attended New Elect Climb Test, WWB, July 13th, 2023
- Attended BRB Staff Bi-Weekly Meeting, BRB or Conference Call, July 14th and 28th, 2023
- Attended CBB Workplace Safety Subcommittee Meeting, CBB or Conference Call, July 17th, 2023

- Conducted Fire Extinguisher Training, WWB, Toll Department (day and nightshift) July 17th, 18th, and 19th, 2023
- Attended 2024 Operating & Capital Budget Knowledge Transfer Session, via Microsoft Teams, July 19th, 2023
- Attended BFB Bi-Weekly Staff Meeting, BFB or Conference Call, July 21st, 2023
- Conducted Fire Extinguisher Training (Make Up), WWB, July 21st, 2023
- Conducted Fire Extinguisher Training, CBB Toll Department, July 24th, 2023
- Oversight of Random Drug & Alcohol screenings with Interstate Mobile at BRB, July 25th, 2023
- Attended and Participated in BRB Safety Power Hour, July 25th, 2023
- Attended TSI Office Hours – Connectivity Test, July 26th, 2023
- Attended SMS Safety Awareness – Office Hours, July 26th, 2023
- Attended I-Auditor Inspection Setup, July 26th, 2023
- Oversight (Make Up) Random Drug & Alcohol screenings with Interstate Mobile at BRB, July 27th, 2023
- Conducted CBB Weld Investigation Site Visit/Audit, July 27th and 28th, 2023
- Conducted Fire Extinguisher Training, CBB, Toll Department (nightshift) July 27th, 2023
- Reviewed various Health and Safety plans from contractors who were awarded construction and/or design projects during the month of July.
- Reviewed and commented on various Engineering Technical and Special Provisions documents for future DRPA projects. Conducted various site safety visits and inspections at DRPA Non-OCIP construction projects at the four bridges.

4. **Joint PATCO/DRPA Safety Activities:**

- Conducted and participated in Weekly PATCO Contractor Safety Briefings on July 3rd, 10th, 17th, 24th, and 31st, 2023
- Conducted and participated in New Hire Orientation for one (1) PATCO New Employee, three (3) Summer Interns, and two (2) DRPA Temporary Employees, July 10th, 2023
- Conducted Fire Extinguisher Training, CBB, July 12th and 13th, 2023
- Conducted and participated in monthly SACC/Joint Workplace Committee meeting via Microsoft Teams and Telephone Conference, July 13th, 2023
- Conducted and participated in New Hire Orientation for one (1) DRPA Temporary Employee, July 17th, 2023
- Attended and Participated in Bridge, Fleet, Safety, and Risk Management Directors' Meeting with Safety Specialists, Microsoft Teams, July 19th, 2023
- Conducted and participated in New Hire Orientation for one (1) DRPA New Employee, July 24th, 2023
- Administered Performance Review, Safety Specialist, via Microsoft Teams, July 25th, 2023
- Participated in the Central Safety and Health Committee Meeting via Microsoft Teams and Telephone Conference, July 26th, 2023

5. **Joint PATCO/DRPA Safety Outside Agency Involvement.**

None

PATCO BOARD MINUTES

**PORT AUTHORITY TRANSIT CORPORATION
BOARD MEETING**

**One Port Center
Camden, New Jersey
Wednesday, July 19, 2023**

Pennsylvania Commissioners

Cherelle Parker, Chairwoman of the Board
Hayden Rigo (for Pennsylvania Auditor General Timothy DeFoor) (via Zoom)
Keiwana McKinney (via Zoom)
Robert Ghormoz (via Zoom)
Donna Powell (via Zoom)

New Jersey Commissioners

Jeffrey Nash, Esq., Vice Chairman of the Board
Albert Frattali
Charles Fentress
Sara Lipsett (via Zoom)
Daniel Christy (via Zoom)

DRPA/PATCO Staff

John Hanson, Chief Executive Officer
Jalila Parker, Deputy Chief Executive Officer
Raymond J. Santarelli, General Counsel and Corporate Secretary
James White, Chief Financial Officer
Toni Brown, Chief Administrative Officer
John Rink, PATCO General Manager
David Aubrey, Inspector General
Stephen Holden, Deputy General Counsel
Michael Venuto, Chief Engineer
Edward Cobbs, Chief of Police
Tonyelle Cook-Artis, Director, Government Relations
Darlene Callands, Manager Community Relations
Amy Ash, Manager, Contract Administration
Christopher Jones, Director, Information Services
Matt Licata, Acting Director, Fleet Management
Mark Ciechon, Director, Finance, PATCO
Darcie DeBeaumont, Director, Finance, DRPA
Christina Maroney, Director, Strategic Initiatives
Kathleen Vandy, Assistant General Counsel
Carol Herbst, Senior Accountant
Dawn Whiton, Executive Assistant to the CEO
Barbara Wagner, Executive Assistant to the Deputy CEO
Mike Williams, Manager, Corporate Communications
Michael Christie, Maintenance Foreman, WWB (via Zoom)
Elizabeth Saylor, Administrative Coordinator, Corporate Secretary (via Zoom)

Others Present

Connie Fentress

Janice Venables, Associate Counsel, New Jersey Governor's Authorities Unit

Christopher Gibson, Esq., Archer & Greiner, P.C.

Alan Kessler, Esq., Duane Morris, LLP (via Zoom)

Jessica Priselac, Esq., Duane Morris, LLP (via Zoom)

Patrick Smalls, PATCO Finance Intern

Eulisis Delgado, Custodian, PATCO

Thomas Young, Bellevue Strategies, LLC (Board Liaison) (via Zoom)

OPEN SESSION**Roll Call**

Chairwoman Parker called the meeting to order at 9:42 a.m. and asked that the Corporate Secretary call the roll. The following were present, constituting a quorum: Chairwoman Parker, Vice Chair Nash, and Commissioners Frattali, Fentress, Rigo, McKinney, Lipsett, Christy, Ghormoz, and Powell.

Public Comment

Corporate Secretary Santarelli stated there was no public comment.

Report of the General Manager

PATCO General Manager Rink stated that the Report of the General Manager stood as previously submitted. There were no questions or comments. Commissioner Christy moved to approve the General Manager's Report and Commissioner McKinney seconded the motion. All Commissioners in attendance voted in the affirmative. The motion carried.

Approval of the June 14, 2023 PATCO Board Meeting Minutes

Chairwoman Parker stated that the Minutes of the June 14, 2023 PATCO Board Meeting were previously provided to all Commissioners and the Governors of New Jersey and Pennsylvania. There were no comments on or corrections to the Minutes. Commissioner Frattali moved to approve the Minutes and Commissioner Fentress seconded the motion. All Commissioners in attendance voted in the affirmative to approve the Minutes as submitted. The motion carried.

Receipt and Filing of the List of Previously Approved Payments and covering the Month of June 2023

Chairwoman Parker stated that the List of Previously Approved Payments covering the month of June 2023 was previously provided to all Commissioners. There were no questions or comments. Commissioner Frattali moved to receive and file the List and Commissioner Fentress seconded the motion. All Commissioners in attendance voted in the affirmative. The motion carried.

Receipt and Filing of the List of Previously Approved Purchase Orders and Contracts covering the Month of June 2023

Chairwoman Parker stated that the List of Previously Approved Purchase Orders and Contracts covering the month of June 2023 was previously provided to all Commissioners. There were no questions or comments. Vice Chair Nash moved to receive and file the List and Commissioner

Fentress seconded the motion. All Commissioners in attendance voted in the affirmative. The motion carried.

Approval of Balance Sheet and Equity Statement dated April 30, 2023

Chairwoman Parker stated that the Balance Sheet and Equity Statement dated April 30, 2023 was previously provided to all Commissioners. There were no questions or comments. Commissioner Frattali moved to receive and file the Balance Sheet and Equity Statement and Commissioner Fentress seconded the motion. All Commissioners in attendance voted in the affirmative. The motion carried.

Approval of Operations & Maintenance Committee Meeting Minutes of July 11, 2023

Chairwoman Parker stated that the Minutes of the July 11, 2023 Operations & Maintenance Committee Meeting were previously provided to all Commissioners. There were no comments or corrections. Commissioner Frattali moved to approve the Minutes and Commissioner Fentress seconded the motion. All Commissioners in attendance voted in the affirmative to approve the Minutes as submitted. The motion carried.

Adoption of Resolution Approved by the Operations & Maintenance Committee on July 11, 2023

Chairwoman Parker stated that there was one (1) Resolution from the July 11, 2023 Operations & Maintenance Committee Meeting for consideration:

PATCO-23-012 Capital Project Contract Modifications – PATCO

PATCO General Manager Rink presented the Summary Statement and Resolution seeking Board authorization for the execution of contract modifications to certain contracts for the Authority's Access Control and Fire Detection Program and that the Board amend the originally approved Resolutions PATCO-19-014 and PATCO-23-001 with Johnson Controls. The changes to the contract include pressure testing and flow tests of the subway station track deluge sprinkler system and dry standpipe systems as required by DRPA's property insurance provider FM Global as part of property loss prevention program. The additional costs to the contract will be \$40,000.00, making the adjusted contract amount \$301,784.46. Chairwoman Parker inquired whether the Commissioners had any questions for staff concerning the Resolution. There were no questions. Commissioner Christy moved to adopt the Resolution and Commissioner Frattali seconded the motion. All Commissioners in attendance voted in the affirmative. The motion carried and the Board adopted the Resolution.

Unfinished Business

Chairwoman Parker stated there were no Unfinished Business items.

New Business

Chairwoman Parker stated there were no New Business items.

Executive Session

Chairwoman Parker stated there were no Executive Session items.

Adjournment

With no further business, Chairwoman Parker proposed an adjournment of the Meeting. Commissioner Fentress moved to adjourn the Meeting. Commissioner Frattali seconded the motion. All Commissioners in attendance voted in the affirmative. The Meeting adjourned at 9:48 a.m.

Respectfully submitted,

A handwritten signature in black ink, appearing to read "Raymond J. Santarelli". The signature is written in a cursive, flowing style.

Raymond J. Santarelli, Esquire
General Counsel and Corporate Secretary

**PATCO MONTHLY LIST OF
PREVIOUSLY APPROVED PAYMENTS**

Port Authority Transit Corporation
Monthly List Of Previously Approved Payments 07/01/23 through 07/31/23
Meeting Date 08/16/23

Vendor Name	Item Description	Resolution # / Authorization	Amount
ANA SOURCING LLC	1st Aid & Safety Equipment	25KTHRES	264.00
GALLS PARENT HOLDINGS, LLC	1st Aid & Safety Equipment	25KTHRES	958.40
LOVELINE INDUSTRIES, INC.	1st Aid & Safety Equipment	25KTHRES	2,400.00
NEW PIG CORPORATION	1st Aid & Safety Equipment	25KTHRES	131.40
STAUFFER GLOVE & SAFETY	1st Aid & Safety Equipment	25KTHRES	135.84
SUPREME SAFETY, INC	1st Aid & Safety Equipment	25KTHRES	3,121.02
T. FRANK MCCALL'S, INC.	1st Aid & Safety Equipment	25KTHRES	378.00
V.E.RALPH & SON,INC.	1st Aid & Safety Equipment	25KTHRES	735.00
	1st Aid & Safety Equipment Total		8,123.66
UNITED REFRIGERATION, INC.	Air Compressor/Accessories	25KTHRES	114.79
	Air Compressor/Accessories Total		114.79
BRINK'S, INCORPORATED	Armored Car Services	P-18-027	7,798.59
	Armored Car Services Total		7,798.59
ELMER DOOR CO., INC.	Buildings Grounds & Maint.	25KTHRES	5,500.00
GKY INDUSTRIES	Buildings Grounds & Maint.	25KTHRES	2,161.00
STAGE 8 FASTENERS INC	Buildings Grounds & Maint.	25KTHRES	22,978.20
TINA A. LISTON-HORNER	Buildings Grounds & Maint.	D-22-072	119,821.56
	Buildings Grounds & Maint. Total		150,460.76
NCH CORPORATION	Cleaning Materials	25KTHRES	277.95
TRISTATE INDUSTRIAL DISTRIBUTORS OF	Cleaning Materials	25KTHRES	370.32
W.W. GRAINGER INC.	Cleaning Materials	25KTHRES	2,954.88
	Cleaning Materials Total		3,603.15
DELTA DENTAL OF NEW JERSEY, INC.	Cobra Reimbursement Receivable	D-21-082	122.94
VISION BENEFITS OF AMERICA	Cobra Reimbursement Receivable	D-22-060	11.91
	Cobra Reimbursement Receivable Total		134.85
ACV ENVIRONMENTAL SERVICES, INC.	Contract Service Expense	25KTHRES	12,752.79
BURLINGTON SAFETY LAB.	Contract Service Expense	25KTHRES	409.50
CLIF WYCK FARM KENNELS	Contract Service Expense	25KTHRES	3,569.79
DELAWARE CAR COMPANY	Contract Service Expense	25KTHRES	2,800.00
HAMPTON CLARKE INC	Contract Service Expense	25KTHRES	1,101.00
JOHNSON CONTROLS US HOLDINGS LLC	Contract Service Expense	P-22-028Q	1,316.00
ONE CALL CONCEPTS, INC.	Contract Service Expense	25KTHRES	208.78
PETSMART STORE# 1225	Contract Service Expense	25KTHRES	126.97
SCHINDLER ELEVATOR CORPORATION	Contract Service Expense	CEOEMG	15,480.00
TERMINIX INTERNATIONAL COMPANY	Contract Service Expense	25KTHRES	425.00
	Contract Service Expense Total		38,189.83
EPLUS TECHNOLOGY, INC.	Data Processing Services & Switches	D-23-035A	46,341.35
	Data Processing Services & Switches Total		46,341.35
PETROLEUM TRADERS CORPORATION	Diesel Fuel	D-23-005	4,862.48
	Diesel Fuel Total		4,862.48
BILLOWS ELECTRIC SUPPLY CO INC	Direct Materials	25KTHRES	100.79
CONROY, INC.	Direct Materials	25KTHRES	22.98
HOME DEPOT U.S.A., INC.	Direct Materials	P-22-028O	1,382.49
LOWE'S COMPANIES, INC.	Direct Materials	P-22-028P	212.01
	Direct Materials Total		1,718.27
ACE PLUMBING & ELECTRICAL SUPPLIES	Electrical & Signal Parts	25KTHRES	129.91
CEMBRE INC.	Electrical & Signal Parts	25KTHRES	1,435.20
CIRCUIT BREAKER SALES NE LLC	Electrical & Signal Parts	25KTHRES	18,350.00
COLLINGS CONTRACTING TECHNOLOGIES,	Electrical & Signal Parts	25KTHRES	114.72
SHALLCROSS BOLT AND SPECIALTIES CO.	Electrical & Signal Parts	25KTHRES	58.50
T&T SUPPLY CO	Electrical & Signal Parts	25KTHRES	3,100.00
TINA A. LISTON-HORNER	Electrical & Signal Parts	25KTHRES	1,025.90
TWINCO MFG. CO., INC.	Electrical & Signal Parts	P-21-020H	29,186.00
W.W. GRAINGER INC.	Electrical & Signal Parts	25KTHRES	142.19
	Electrical & Signal Parts Total		53,542.42
AMERICAN POWER LLC	Electrical Components & Parts	25KTHRES	137.60
TINA A. LISTON-HORNER	Electrical Components & Parts	25KTHRES	2,156.40
TINA A. LISTON-HORNER	Electrical Components & Parts	25KTHRES	384.52
TRISTATE INDUSTRIAL DISTRIBUTORS OF	Electrical Components & Parts	25KTHRES	33.00
	Electrical Components & Parts Total		2,711.52
COLLINGS CONTRACTING TECHNOLOGIES,	Electrical Equipment & Supplies	25KTHRES	600.00
GRAYBAR ELECTRIC CO. INC.	Electrical Equipment & Supplies	25KTHRES	275.22
TINA A. LISTON-HORNER	Electrical Equipment & Supplies	25KTHRES	694.28
TRISTATE INDUSTRIAL DISTRIBUTORS OF	Electrical Equipment & Supplies	25KTHRES	912.00
US ELECTRICAL SERVICES, INC.	Electrical Equipment & Supplies	25KTHRES	112.50
	Electrical Equipment & Supplies Total		2,594.00

ATLANTIC CITY ELECTRIC	Electricity Expense	UTILITY	83.31
PSE&G CO.	Electricity Expense	UTILITY	3,147.22
SEPTA	Electricity Expense	UTILITY	92.87
	Electricity Expense Total		3,323.40
NATIONAL DRIVE	Employee Payroll Deductions	NONE	18.00
VOYA FINANCIAL	Employee Payroll Deductions	NONE	57,881.55
	Employee Payroll Deductions Total		57,899.55
TRISTATE INDUSTRIAL DISTRIBUTORS OF	Epoxy Formulations	25KTHRES	436.80
	Epoxy Formulations Total		436.80
SNAP-ON INCORPORATED	Equipment & Tools	25KTHRES	782.55
THORNTON ENTERPRISES INC	Equipment & Tools	25KTHRES	126.00
	Equipment & Tools Total		908.55
COLLINGS CONTRACTING TECHNOLOGIES,	Fare Collection Equipment	25KTHRES	315.36
CUBIC TRANSPORTATION SYSTEMS INC	Fare Collection Equipment	P-22-020B	4,998.30
GKY INDUSTRIES	Fare Collection Equipment	25KTHRES	184.80
GLOBAL EQUIPMENT COMPANY INC.	Fare Collection Equipment	25KTHRES	3,644.14
TEAM ONE REPAIR, INC.	Fare Collection Equipment	P-22-028F	603.50
W.W. GRAINGER INC.	Fare Collection Equipment	25KTHRES	216.93
	Fare Collection Equipment Total		9,963.03
BDF CHEMICAL CO INC	Fasteners	25KTHRES	819.50
CARR'S HARDWARE	Fasteners	25KTHRES	44.00
FASTENAL COMPANY	Fasteners	25KTHRES	36.47
GKY INDUSTRIES	Fasteners	25KTHRES	835.50
MCMMASTER-CARR SUPPLY COMPANY	Fasteners	25KTHRES	35.18
SHALLCROSS BOLT AND SPECIALTIES CO.	Fasteners	25KTHRES	369.00
	Fasteners Total		2,139.65
INTERNAL REVENUE SERVICE	Federal/FICA Payroll Taxes	NONE	635,871.52
	Federal/FICA Payroll Taxes Total		635,871.52
JOHNSON CONTROLS US HOLDINGS LLC	Fire Alarm Expansion	D-22-056	21,411.80
	Fire Alarm Expansion Total		21,411.80
SPECIALTY FREIGHT SERVICES, INC	Freight	25KTHRES	750.00
	Freight Total		750.00
INDCO INC	Fuel/Oil/Grease	25KTHRES	419.04
TRISTATE INDUSTRIAL DISTRIBUTORS OF	Fuel/Oil/Grease	25KTHRES	562.94
	Fuel/Oil/Grease Total		981.98
PETROLEUM TRADERS CORPORATION	Gasoline - Unleaded	D-23-005	9,157.09
	Gasoline - Unleaded Total		9,157.09
SYMETRA LIFE INSURANCE COMP.	Group Life & Accident Insurance Payable	D-20-081	38,792.07
	Group Life & Accident Insurance Payable Total		38,792.07
CAMDEN TOOL	Hand Tools	25KTHRES	624.19
CARR'S HARDWARE	Hand Tools	25KTHRES	711.75
COLONY HARDWARE CORPORATION	Hand Tools	25KTHRES	37.80
CONTEMPORARY MACHINERY &	Hand Tools	25KTHRES	1,995.77
FELTON L. WALKER	Hand Tools	25KTHRES	208.84
GKY INDUSTRIES	Hand Tools	25KTHRES	280.00
INDCO INC	Hand Tools	25KTHRES	118.00
SNAP-ON INCORPORATED	Hand Tools	25KTHRES	1,354.87
TINA A. LISTON-HORNER	Hand Tools	25KTHRES	982.00
TRISTATE INDUSTRIAL DISTRIBUTORS OF	Hand Tools	25KTHRES	180.41
UNITED REFRIGERATION, INC.	Hand Tools	25KTHRES	357.63
	Hand Tools Total		6,851.26
CARR'S HARDWARE	Hardware & Related Equipment	25KTHRES	660.00
	Hardware & Related Equipment Total		660.00
T&T SUPPLY CO	Industrial Gases	25KTHRES	19,314.00
	Industrial Gases Total		19,314.00
ANA SOURCING LLC	Janitorial Supplies	25KTHRES	1,043.81
CARR'S HARDWARE	Janitorial Supplies	25KTHRES	1,733.50
FELTON L. WALKER	Janitorial Supplies	25KTHRES	260.00
INDCO INC	Janitorial Supplies	25KTHRES	814.71
PABCO INDUSTRIES LLC	Janitorial Supplies	25KTHRES	8,148.00
TRISTATE INDUSTRIAL DISTRIBUTORS OF	Janitorial Supplies	25KTHRES	317.10
US ELECTRICAL SERVICES, INC.	Janitorial Supplies	25KTHRES	495.87
VAL-U AUTO PARTS LLC	Janitorial Supplies	25KTHRES	183.77
	Janitorial Supplies Total		12,996.76
DENNEY ELECTRIC SUPPLY OF AMBLER,	Lindenwold & Ashland Ext. Comms/Power	D-23-019	72,919.46
	Lindenwold & Ashland Ext. Comms/Power Total		72,919.46
AMERIHEALTH INSURANCE COMPANY	Medical	D-22-076	176,437.23
DELTA DENTAL OF NEW JERSEY, INC.	Medical	D-21-082	7,459.99
VISION BENEFITS OF AMERICA	Medical	D-22-060	773.86
	Medical Total		184,671.08

AICPA	Memberships & Subscriptions	25KTHRES	340.00
AMERICAN PUBLIC TRANSPORTATION	Memberships & Subscriptions	P-23-011	39,250.00
	Memberships & Subscriptions Total		39,590.00
EPLUS TECHNOLOGY, INC.	Nextfare Cloud Hosting	P-23-006	9,698.66
	Nextfare Cloud Hosting Total		9,698.66
SOSMETAL PRODUCTS INC	Office Supplies	25KTHRES	374.75
	Office Supplies Total		374.75
PA DEPT OF REVENUE	PA Payroll Taxes	NONE	12,672.57
	PA Payroll Taxes Total		12,672.57
CARR'S HARDWARE	Paint-Coatings	25KTHRES	720.00
TRISTATE INDUSTRIAL DISTRIBUTORS OF	Paint-Coatings	25KTHRES	570.96
	Paint-Coatings Total		1,290.96
PATCO - Payroll Account	Payroll For Accounting Period	NONE	1,342,833.86
	Payroll For Accounting Period Total		1,342,833.86
PA STATE EMPLOYEES RETIREMENT SYSTEM	Pension - SERS	NONE	312,705.05
	Pension - SERS Total		312,705.05
CITY OF PHILADELPHIA	Philadelphia Payroll Taxes	NONE	8,206.02
	Philadelphia Payroll Taxes Total		8,206.02
CARR'S HARDWARE	Plumbing Equipment & Supplies	25KTHRES	15.99
ENGINEERED HYDRAULICS, INC	Plumbing Equipment & Supplies	25KTHRES	421.85
SUPREME SAFETY, INC	Plumbing Equipment & Supplies	25KTHRES	7.13
TRISTATE INDUSTRIAL DISTRIBUTORS OF	Plumbing Equipment & Supplies	25KTHRES	69.88
	Plumbing Equipment & Supplies Total		514.85
R&R RADAR, INC.	Police Equipment and Supplies	25KTHRES	503.00
TENTCRAFT LLC	Police Equipment and Supplies	25KTHRES	3,614.55
	Police Equipment and Supplies Total		4,117.55
FEDERAL EXPRESS CORPORATION	Postage Expenses	25KTHRES	370.74
	Postage Expenses Total		370.74
CORBI PRINTING CO., INC.	Printing Expense	25KTHRES	650.00
	Printing Expense Total		650.00
STEVENS & LEE P C	Professional Fees - Labor Relations	P-22-001	1,868.50
	Professional Fees - Labor Relations Total		1,868.50
STRADLEY RONON STEVENS & YOUNG, LLP	Professional Fees - Legal Costs	P-22-001	55.00
	Professional Fees - Legal Costs Total		55.00
ARCHER & GREINER, PC	Professional Fees - Litigation Costs	P-22-001	7,727.50
DILWORTH PAXSON LLP	Professional Fees - Litigation Costs	P-22-001	7,650.00
	Professional Fees - Litigation Costs Total		15,377.50
CONCENTRA HEALTH SERVICES INC	Professional Fees - Medical	P-21-008	110.00
INTERSTATE MOBILE CARE, INC.	Professional Fees - Medical	P-21-008	2,614.00
OCCUPATIONAL HEALTH CENTERS	Professional Fees - Medical	P-21-008	522.00
	Professional Fees - Medical Total		3,246.00
ACADACA, LLC	Professional Services	P-23-005	16,464.04
BENEFIT HARBOR LP	Professional Services	D-22-059	2,430.40
CUBIC TRANSPORTATION SYSTEMS INC	Professional Services	P-22-012	23,493.75
THOMAS M KNETZ	Professional Services	25KTHRES	611.00
	Professional Services Total		42,999.19
PECO - PAYMENT PROCESSING	Purchased Power	UTILITY	44,803.16
PSE&G CO.	Purchased Power	P-22-027	109,734.69
TOTALENERGIES STRONG, LLC	Purchased Power	P-21-019	224,190.02
	Purchased Power Total		378,727.87
BIRD CONTROL SERVICES, INC.	Rail Car Cleaning Materials	25KTHRES	87.00
	Rail Car Cleaning Materials Total		87.00
GRM INFORMATION MANAGEMENT SERVICES	Records Management Fees	D-20-090	48.42
	Records Management Fees Total		48.42
ESTATE OF DOLORES HUGHES	Refund	25KTHRES	80.00
GERALDINE BLOEMKER	Refund	25KTHRES	59.94
JAMES and DOLORES DEITRICH	Refund	25KTHRES	20.78
KATHLEEN CAPPs	Refund	25KTHRES	14.80
SETH SOCOLOW	Refund	25KTHRES	5.00
	Refund Total		180.52
SAFETY-KLEEN SYSTEMS INC	Rent/Lease-General Equipment	25KTHRES	972.36
	Rent/Lease-General Equipment Total		972.36
WILLIAMS SCOTSMAN INC.	Rental - Property & Other Equipment	25KTHRES	1,295.41
	Rental - Property & Other Equipment Total		1,295.41
AMERIHEALTH INSURANCE COMPANY	Retiree Medical Insurance	D-22-076	13,303.74
GALLAGHER BENEFIT SERVICES, INC	Retiree Medical Insurance	D-18-053	8,687.50
UNITED HEALTHCARE	Retiree Medical Insurance	D-22-110	53,539.06
	Retiree Medical Insurance Total		75,530.30
HORIZON BLUE CROSS BLUE SHIELD OF N	Retiree Medical Prescription Insurance Over 65	D-22-097	17,983.84
	Retiree Medical Prescription Insurance Over 65 Total		17,983.84

ATLANTIC UNIFORM COMPANY INC	Security Supplies & Equipment	25KTHRES	1,417.00
	Security Supplies & Equipment Total		1,417.00
SEPTA	SEPTA Fares Collected (Payable to SEPTA)	P-15-017	20,010.00
	SEPTA Fares Collected (Payable to SEPTA) Total		20,010.00
MYTHICS	Software License Fees	25KTHRES	3,134.90
	Software License Fees Total		3,134.90
TEAMSTERS HEALTH & WELFARE	Teamsters Health and Welfare	D-22-019	297,559.08
	Teamsters Health and Welfare Total		297,559.08
TEAMSTER PENSION FUND	Teamsters Pension	D-20-024	144,835.88
	Teamsters Pension Total		144,835.88
TEAMSTERS LOCAL UNION 676	Teamsters Union Dues	P-22-019	12,288.00
	Teamsters Union Dues Total		12,288.00
SAP NATIONAL SECURITY SERVICES INC	Technology Service Contracts	D-21-007	145,794.22
	Technology Service Contracts Total		145,794.22
DIRECTV	Telephone & Telecom Expense	UTILITY	111.81
MCI COMMUNICATIONS SERVICES INC	Telephone & Telecom Expense	UTILITY	849.50
VERIZON	Telephone & Telecom Expense	UTILITY	761.75
VERIZON BUSINESS	Telephone & Telecom Expense	UTILITY	1,004.13
	Telephone & Telecom Expense Total		2,727.19
CUBIC TRANSPORTATION SYSTEMS INC	Temp Services - Customer Service Center	P-20-005	34,382.42
	Temp Services - Customer Service Center Total		34,382.42
ACCOUNTANTS FOR YOU, INC	Temporary Services	D-19-058	5,601.38
ISEARCH PARTNERS INC	Temporary Services	D-19-058	7,487.28
LARRY K YATES	Temporary Services	25KTHRES	3,800.00
	Temporary Services Total		16,888.66
RAILROAD TOOLS AND SOLUTIONS LLC	Track & Right of Way Maint	25KTHRES	519.04
ROBEL NORTH AMERICA CORP	Track & Right of Way Maint	25KTHRES	537.00
	Track & Right of Way Maint Total		1,056.04
MOTIVE POWER INC.	Traction Motor Rebuilds	P-19-018	20,680.00
RAM INDUSTRIAL SERVICES, LLC	Traction Motor Rebuilds	P-19-018	86,212.00
SHERWOOD ELECTROMOTION INC.	Traction Motor Rebuilds	P-19-018	36,131.00
WALCO ELECTRIC COMPANY	Traction Motor Rebuilds	P-19-018	30,894.00
	Traction Motor Rebuilds Total		173,917.00
ALL SUPPLIES AND PARTS INC	Transit Car Equipment-Electrical	25KTHRES	11,178.00
T&T SUPPLY CO	Transit Car Equipment-Electrical	25KTHRES	972.72
TECHNOLOGIES LANKA INC	Transit Car Equipment-Electrical	P-22-020E	1,020.00
TEKNOWARE, INC.	Transit Car Equipment-Electrical	P-22-028L	4,759.50
TRISTATE INDUSTRIAL DISTRIBUTORS OF	Transit Car Equipment-Electrical	25KTHRES	1.25
	Transit Car Equipment-Electrical Total		17,931.47
GRAY MANUFACTURING INDUSTRIES, LLC	Transit Car Equipment-Mechanical	P-23-003	46,095.10
HELWIG CARBON PRODUCTS, INC.	Transit Car Equipment-Mechanical	P-22-020C	38,106.82
PENN DETROIT DIESEL ALLISON LLC	Transit Car Equipment-Mechanical	25KTHRES	2,268.51
TECHNOLOGIES LANKA INC	Transit Car Equipment-Mechanical	P-22-020E	8,254.00
VENUS SUPPLIES AND SERVICES	Transit Car Equipment-Mechanical	25KTHRES	496.80
WESTCODE INC.	Transit Car Equipment-Mechanical	P-22-028K	36,983.85
WESTINGHOUSE AIR BRAKE TECHNOLOGIES	Transit Car Equipment-Mechanical	P-22-020G	19,420.86
WESTINGHOUSE AIR BRAKE TECHNOLOGIES	Transit Car Equipment-Mechanical	P-22-020H	22,979.89
	Transit Car Equipment-Mechanical Total		174,605.83
RICH TREE SERVICE, INC.	Transmission Line Trimming	P-20-008	27,120.00
	Transmission Line Trimming Total		27,120.00
TAB INC	Trash Removal	25KTHRES	416.68
	Trash Removal Total		416.68
CATHERINE ILICICH	Refund	25KTHRES	43.50
	Refund Total		43.50
UNIFIRST CORPORATION	Uniform Cleaning Expense	P-19-024	2,576.69
	Uniform Cleaning Expense Total		2,576.69
4IMPRINT, INC.	Uniform Expense	25KTHRES	941.06
A&A SALES ASSOCIATES LLC	Uniform Expense	P-21-011B	9,622.33
KEYPORT ARMY NAVY	Uniform Expense	25KTHRES	4,225.54
LEHIGH OUTFITTERS	Uniform Expense	P-21-017	129.80
PUBLIC SAFETY UNLIMITED, LLC	Uniform Expense	25KTHRES	675.00
REFLECTIVE APPAREL FACTORY, INC	Uniform Expense	25KTHRES	977.30
SAF-GARD SAFETY SHOE COMPANY	Uniform Expense	P-22-022D	2,089.93
SLATEBELT SAFETY	Uniform Expense	25KTHRES	472.00
	Uniform Expense Total		19,132.96
AUTO & TRUCK PARTS OF DEPTFORD INC	Vehicle Parts for Repairs	D-23-024	3,269.59
ECHELON FORD INC	Vehicle Parts for Repairs	25KTHRES	610.66
	Vehicle Parts for Repairs Total		3,880.25
CECIL E. CANADY SR COURT OFFICER	Wage Attachment	NONE	460.63
EXPERTPAY CHILD SUPPORT	Wage Attachment	NONE	8,458.48
KEYSTONE COLLECTIONS GROUP	Wage Attachment	NONE	354.61
	Wage Attachment Total		9,273.72

BOROUGH OF COLLINGSWOOD
 CITY OF CAMDEN
 CITY OF PHILA
 NEW JERSEY AMERICAN WATER

T&T SUPPLY CO
 UNITED REFRIGERATION, INC.

CAPEHART & SCATCHARD
 COOPER LEVENSON, PA
 MALAMUT & ASSOCIATES, LLC
 SCHAFF & YOUNG, PC
 SCIBAL ASSOCIATES INC

* D indicates a DRPA resolution
 * P indicates a PATCO resolution

Water & Sewer Expense
 Water & Sewer Expense
 Water & Sewer Expense
 Water & Sewer Expense
Water & Sewer Expense Total
 Welding Equipment & Supplies
 Welding Equipment & Supplies
Welding Equipment & Supplies Total
 Worker's Comp Reserve
 Worker's Comp Reserve
 Worker's Comp Reserve
 Worker's Comp Reserve
 Worker's Comp Reserve
Worker's Comp Reserve Total
Grand Total

UTILITY 368.25
 UTILITY 705.26
 UTILITY 398.42
 UTILITY 6,009.21
 UTILITY 7,481.14
 25KTHRES 6,444.57
 25KTHRES 129.53
 6,574.10
 P-22-001 116.00
 P-22-001 3,826.70
 P-22-001 1,382.50
 P-22-001 945.00
 P-21-019 101,261.56
 107,531.76
 4,901,219.08

**PATCO MONTHLY LIST OF
PREVIOUSLY APPROVED
PURCHASE ORDERS & CONTRACTS**

PATCO Monthly List of Previously Approved Purchase Order Contracts - July 2023

Purchasing Document	Document Date	Vendor/supplying plant	Material Group Desc.	Net Order Value
4500020175				130.84
4500020175	7/3/2023	101353 UNITED REFRIGERATION, INC.	WELDING EQP & SUPP	130.84
4500020176				609.60
4500020176	7/3/2023	100449 TEAM ONE REPAIR, INC.	FARE COLLECTION EQP	609.60
4500020177				331.00
4500020177	7/3/2023	101353 UNITED REFRIGERATION, INC.	HAND TOOLS	331.00
4500020178				432.00
4500020178	7/3/2023	100951 KAESER COMPRESSORS	ELEC&SIG PARTS/MAINT	432.00
4500020179				287.75
4500020179	7/3/2023	100735 ARBILL INDUSTRIES INC	1ST AID & SAFETY EQP	93.00
4500020179	7/3/2023	100735 ARBILL INDUSTRIES INC	1ST AID & SAFETY EQP	194.75
4500020181				70.00
4500020181	7/3/2023	100660 PABCO INDUSTRIES LLC	BAGS/EROSION EQUIP	70.00
4500020182				275.22
4500020182	7/3/2023	100902 GRAYBAR ELECTRIC CO. INC.	ELEC EQP/SUPP-NO CBL	275.22
4500020183				442.20
4500020183	7/3/2023	101973 SUPREME SAFETY, INC	POISONS	352.80
4500020183	7/3/2023	101973 SUPREME SAFETY, INC	1ST AID & SAFETY EQP	89.40
4500020184				1,045.50
4500020184	7/3/2023	100963 KSL SUPPLIES INC.	FARE COLLECTION EQP	1,045.50
4500020185				876.00
4500020185	7/5/2023	101309 PITNEY BOWES INC	RENT/LEASE-OFFICE	876.00
4500020186				1,162.10
4500020186	7/6/2023	103485 DIVAL SAFETY EQUIPMENT	TRAN CAR EQUIP-MECH	19.50
4500020186	7/6/2023	103485 DIVAL SAFETY EQUIPMENT	TRAN CAR EQUIP-MECH	100.00
4500020186	7/6/2023	103485 DIVAL SAFETY EQUIPMENT	FIRE PROTECTION EQP	280.00
4500020186	7/6/2023	103485 DIVAL SAFETY EQUIPMENT	FIRE PROTECTION EQP	212.00
4500020186	7/6/2023	103485 DIVAL SAFETY EQUIPMENT	FIRE PROTECTION EQP	366.25
4500020186	7/6/2023	103485 DIVAL SAFETY EQUIPMENT	FIRE PROTECTION EQP	184.35
4500020187				74.10
4500020187	7/6/2023	100231 INDCO INC	JANITORIAL SUPPLIES	74.10
4500020188				477.00
4500020188	7/6/2023	102375 ANA SOURCING LLC	JANITORIAL SUPPLIES	477.00
4500020189				3,802.68
4500020189	7/6/2023	101233 WESTINGHOUSE AIR BRAKE TECHNOLOGIES	TRAN CAR EQUIP-MECH	479.00
4500020189	7/6/2023	101233 WESTINGHOUSE AIR BRAKE TECHNOLOGIES	TRAN CAR EQUIP-MECH	3,323.68
4500020190				125.78
4500020190	7/6/2023	100879 FASTENAL COMPANY	FASTENERS	125.78
4500020191				211.00
4500020191	7/6/2023	100379 QUIK STITCH EMBROIDERY	CLOTHING UNIFORM	82.00
4500020191	7/6/2023	100379 QUIK STITCH EMBROIDERY	CLOTHING UNIFORM	41.00
4500020191	7/6/2023	100379 QUIK STITCH EMBROIDERY	CLOTHING UNIFORM	43.00
4500020191	7/6/2023	100379 QUIK STITCH EMBROIDERY	CLOTHING UNIFORM	45.00
4500020193				190.98
4500020193	7/6/2023	100667 SNAP-ON INCORPORATED	HAND TOOLS	190.98
4500020194				290.88
4500020194	7/6/2023	100436 STAUFFER GLOVE & SAFETY	1ST AID & SAFETY EQP	290.88
4500020196				107.68
4500020196	7/6/2023	100022 ACE PLUMBING & ELECTRICAL SUPPLIES	ELEC&SIG PARTS/MAINT	107.68
4500020197				102.00
4500020197	7/6/2023	101973 SUPREME SAFETY, INC	JANITORIAL SUPPLIES	102.00
4500020198				315.00
4500020198	7/6/2023	100258 KC ELECTRONIC DISTRIBUTORS INC	ELEC EQP/SUPP-NO CBL	315.00
4500020202				1,196.00
4500020202	7/6/2023	101233 WESTINGHOUSE AIR BRAKE TECHNOLOGIES	TRAN CAR EQUIP-MECH	1,026.00
4500020202	7/6/2023	101233 WESTINGHOUSE AIR BRAKE TECHNOLOGIES	TRAN CAR EQUIP-MECH	170.00
4500020205				15,265.00
4500020205	7/6/2023	101178 TRANE U.S. INC.	HVAC	15,265.00
4500020206				1,678.51
4500020206	7/6/2023	100231 INDCO INC	JANITORIAL SUPPLIES	77.76
4500020206	7/6/2023	100231 INDCO INC	JANITORIAL SUPPLIES	552.75
4500020206	7/6/2023	100231 INDCO INC	JANITORIAL SUPPLIES	520.00
4500020206	7/6/2023	100231 INDCO INC	JANITORIAL SUPPLIES	528.00
4500020208				2,954.88
4500020208	7/7/2023	100646 W.W. GRAINGER INC.	CLEANING MATERIALS	2,954.88
4500020209				519.72

PATCO Monthly List of Previously Approved Purchase Order Contracts - July 2023

4500020209	7/7/2023	101233	WESTINGHOUSE AIR BRAKE TECHNOLOGIES	TRAN CAR EQUIP-MECH	519.72
4500020211					3,223.35
4500020211	7/7/2023	100285	MAC PRODUCTS, INC	TRAN CAR EQUIP-MECH	3,223.35
4500020212					576.00
4500020212	7/7/2023	101067	TINA A. LISTON-HORNER	FARE COLLECTION EQP	576.00
4500020213					192.96
4500020213	7/7/2023	101353	UNITED REFRIGERATION, INC.	INDUSTRIAL GASES	192.96
4500020214					2,094.75
4500020214	7/7/2023	100525	Y-PERS, INC.	CLOTHING UNIFORM	99.75
4500020214	7/7/2023	100525	Y-PERS, INC.	CLOTHING UNIFORM	498.75
4500020214	7/7/2023	100525	Y-PERS, INC.	CLOTHING UNIFORM	1,097.25
4500020214	7/7/2023	100525	Y-PERS, INC.	CLOTHING UNIFORM	299.25
4500020214	7/7/2023	100525	Y-PERS, INC.	CLOTHING UNIFORM	99.75
4500020215					4,210.05
4500020215	7/7/2023	100525	Y-PERS, INC.	CLOTHING UNIFORM	139.80
4500020215	7/7/2023	100525	Y-PERS, INC.	CLOTHING UNIFORM	139.80
4500020215	7/7/2023	100525	Y-PERS, INC.	CLOTHING UNIFORM	139.80
4500020215	7/7/2023	100525	Y-PERS, INC.	CLOTHING UNIFORM	139.80
4500020215	7/7/2023	100525	Y-PERS, INC.	CLOTHING UNIFORM	139.65
4500020215	7/7/2023	100525	Y-PERS, INC.	CLOTHING UNIFORM	917.70
4500020215	7/7/2023	100525	Y-PERS, INC.	CLOTHING UNIFORM	1,057.35
4500020215	7/7/2023	100525	Y-PERS, INC.	CLOTHING UNIFORM	837.90
4500020215	7/7/2023	100525	Y-PERS, INC.	CLOTHING UNIFORM	558.60
4500020215	7/7/2023	100525	Y-PERS, INC.	CLOTHING UNIFORM	139.65
4500020218					9,850.00
4500020218	7/10/2023	100252	T&T SUPPLY CO	ELEC&SIG PARTS/MAINT	3,100.00
4500020218	7/10/2023	100252	T&T SUPPLY CO	INDUSTRIAL GASES	6,750.00
4500020221					9,500.00
4500020221	7/11/2023	101283	HARSCO CORPORATION	MISC PROF SRVS	9,500.00
4500020222					7,320.39
4500020222	7/11/2023	101876	SCHALTBAU NORTH AMERICA	TRANS CAR EQUIP-ELEC	7,320.39
4500020224					547.68
4500020224	7/11/2023	100296	MKG SALES ASSOCIATES, INC.	BLDGS/GRNDS- MAINT.	547.68
4500020226					1,352.83
4500020226	7/12/2023	100667	SNAP-ON INCORPORATED	HAND TOOLS	1,075.52
4500020226	7/12/2023	100667	SNAP-ON INCORPORATED	HAND TOOLS	211.56
4500020226	7/12/2023	100667	SNAP-ON INCORPORATED	HAND TOOLS	65.75
4500020227					204.95
4500020227	7/12/2023	102708	CARR'S HARDWARE	WELDING EQP & SUPP	55.00
4500020227	7/12/2023	102708	CARR'S HARDWARE	HAND TOOLS	149.95
4500020228					79.92
4500020228	7/12/2023	100436	STAUFFER GLOVE & SAFETY	1ST AID & SAFETY EQP	79.92
4500020229					679.49
4500020229	7/12/2023	101973	SUPREME SAFETY, INC	BLDGS/GRNDS- MAINT.	203.85
4500020229	7/12/2023	101973	SUPREME SAFETY, INC	1ST AID & SAFETY EQP	392.00
4500020229	7/12/2023	101973	SUPREME SAFETY, INC	1ST AID & SAFETY EQP	83.64
4500020230					90.00
4500020230	7/12/2023	100755	BDF CHEMICAL CO INC	FASTENERS	90.00
4500020231					2,809.00
4500020231	7/12/2023	100231	INDCO INC	RAGS, SHOP TOWELS	2,809.00
4500020232					116.19
4500020232	7/12/2023	101353	UNITED REFRIGERATION, INC.	AIR COMPRES/ACCESS.	116.19
4500020233					2,600.00
4500020233	7/12/2023	101983	LOVELINE INDUSTRIES, INC.	1ST AID & SAFETY EQP	2,600.00
4500020234					173.06
4500020234	7/12/2023	101191	TRISTATE INDUSTRIAL DISTRIBUTORS OF	PAINT-COATINGS, ETC	52.68
4500020234	7/12/2023	101191	TRISTATE INDUSTRIAL DISTRIBUTORS OF	PAINT-COATINGS, ETC	52.68
4500020234	7/12/2023	101191	TRISTATE INDUSTRIAL DISTRIBUTORS OF	HAND TOOLS	67.70
4500020235					2,390.00
4500020235	7/12/2023	101037	NEWARK CORPORATION	ELEC EQP/SUPP-NO CBL	2,390.00
4500020239					3,039.68
4500020239	7/13/2023	100285	MAC PRODUCTS, INC	TRAN CAR EQUIP-MECH	3,039.68
4500020240					1,350.00
4500020240	7/13/2023	101973	SUPREME SAFETY, INC	BLDGS/GRNDS- MAINT.	1,350.00
4500020241					636.00
4500020241	7/13/2023	101067	TINA A. LISTON-HORNER	HAND TOOLS	636.00
4500020242					1,685.00
4500020242	7/13/2023	103622	SPECIALTY FREIGHT SERVICES, INC	TRANSP/TRUCK SRVS	1,385.00

PATCO Monthly List of Previously Approved Purchase Order Contracts - July 2023

4500020242	7/13/2023	103622	SPECIALTY FREIGHT SERVICES, INC	TRANSP/TRUCK SRVS	300.00
4500020243					278.90
4500020243	7/13/2023	100302	FELTON L. WALKER	HAND TOOLS	79.35
4500020243	7/13/2023	100302	FELTON L. WALKER	TRAN CAR EQUIP-MECH	111.80
4500020243	7/13/2023	100302	FELTON L. WALKER	FUEL/OIL/GREASE	87.75
4500020244					166.44
4500020244	7/13/2023	100735	ARBILL INDUSTRIES INC	1ST AID & SAFETY EQP	33.60
4500020244	7/13/2023	100735	ARBILL INDUSTRIES INC	1ST AID & SAFETY EQP	132.84
4500020245					99.24
4500020245	7/13/2023	100646	W.W. GRAINGER INC.	HAND TOOLS	99.24
4500020247					650.00
4500020247	7/13/2023	100258	KC ELECTRONIC DISTRIBUTORS INC	ELEC EQP/SUPP-NO CBL	650.00
4500020248					144.75
4500020248	7/13/2023	100684	SOSMETAL PRODUCTS INC	HAND TOOLS	144.75
4500020249					43.26
4500020249	7/13/2023	101085	PRECISION FLOW LLC	TRAN CAR EQUIP-MECH	43.26
4500020251					643.30
4500020251	7/14/2023	101852	EMERALD BUSINESS SUPPLY INC.	PAPER OFFCE/PRT SHOP	643.30
4500020253					1,589.28
4500020253	7/14/2023	100445	T. FRANK MCCALL'S, INC.	JANITORIAL SUPPLIES	1,589.28
4500020254					5,000.00
4500020254	7/14/2023	100136	DIGBY SYSTEMS, INC	MISC PROF SRVS	5,000.00
4500020255					507.60
4500020255	7/14/2023	102031	VENUS SUPPLIES AND SERVICES	TRAN CAR EQUIP-MECH	507.60
4500020256					146.55
4500020256	7/14/2023	100646	W.W. GRAINGER INC.	1ST AID & SAFETY EQP	146.55
4500020257					2,300.40
4500020257	7/14/2023	103597	BLUE MOUNTAIN DISTRIBUTORS	COOLERS/BTL WATER	335.52
4500020257	7/14/2023	103597	BLUE MOUNTAIN DISTRIBUTORS	COOLERS/BTL WATER	59.88
4500020257	7/14/2023	103597	BLUE MOUNTAIN DISTRIBUTORS	COOLERS/BTL WATER	335.52
4500020257	7/14/2023	103597	BLUE MOUNTAIN DISTRIBUTORS	COOLERS/BTL WATER	59.88
4500020257	7/14/2023	103597	BLUE MOUNTAIN DISTRIBUTORS	COOLERS/BTL WATER	167.76
4500020257	7/14/2023	103597	BLUE MOUNTAIN DISTRIBUTORS	COOLERS/BTL WATER	59.88
4500020257	7/14/2023	103597	BLUE MOUNTAIN DISTRIBUTORS	COOLERS/BTL WATER	167.76
4500020257	7/14/2023	103597	BLUE MOUNTAIN DISTRIBUTORS	COOLERS/BTL WATER	59.88
4500020257	7/14/2023	103597	BLUE MOUNTAIN DISTRIBUTORS	COOLERS/BTL WATER	167.76
4500020257	7/14/2023	103597	BLUE MOUNTAIN DISTRIBUTORS	COOLERS/BTL WATER	83.88
4500020257	7/14/2023	103597	BLUE MOUNTAIN DISTRIBUTORS	COOLERS/BTL WATER	59.88
4500020257	7/14/2023	103597	BLUE MOUNTAIN DISTRIBUTORS	COOLERS/BTL WATER	59.88
4500020257	7/14/2023	103597	BLUE MOUNTAIN DISTRIBUTORS	COOLERS/BTL WATER	83.88
4500020257	7/14/2023	103597	BLUE MOUNTAIN DISTRIBUTORS	COOLERS/BTL WATER	59.88
4500020257	7/14/2023	103597	BLUE MOUNTAIN DISTRIBUTORS	COOLERS/BTL WATER	167.76
4500020257	7/14/2023	103597	BLUE MOUNTAIN DISTRIBUTORS	COOLERS/BTL WATER	59.88
4500020257	7/14/2023	103597	BLUE MOUNTAIN DISTRIBUTORS	COOLERS/BTL WATER	83.88
4500020257	7/14/2023	103597	BLUE MOUNTAIN DISTRIBUTORS	COOLERS/BTL WATER	59.88
4500020258					6,398.64
4500020258	7/14/2023	103597	BLUE MOUNTAIN DISTRIBUTORS	COOLERS/BTL WATER	59.88
4500020258	7/14/2023	103597	BLUE MOUNTAIN DISTRIBUTORS	COOLERS/BTL WATER	1,006.56
4500020258	7/14/2023	103597	BLUE MOUNTAIN DISTRIBUTORS	COOLERS/BTL WATER	59.88
4500020258	7/14/2023	103597	BLUE MOUNTAIN DISTRIBUTORS	COOLERS/BTL WATER	1,006.56
4500020258	7/14/2023	103597	BLUE MOUNTAIN DISTRIBUTORS	COOLERS/BTL WATER	59.88
4500020258	7/14/2023	103597	BLUE MOUNTAIN DISTRIBUTORS	COOLERS/BTL WATER	1,006.56
4500020258	7/14/2023	103597	BLUE MOUNTAIN DISTRIBUTORS	COOLERS/BTL WATER	59.88
4500020258	7/14/2023	103597	BLUE MOUNTAIN DISTRIBUTORS	COOLERS/BTL WATER	1,006.56
4500020258	7/14/2023	103597	BLUE MOUNTAIN DISTRIBUTORS	COOLERS/BTL WATER	59.88
4500020258	7/14/2023	103597	BLUE MOUNTAIN DISTRIBUTORS	COOLERS/BTL WATER	1,006.56
4500020258	7/14/2023	103597	BLUE MOUNTAIN DISTRIBUTORS	COOLERS/BTL WATER	59.88
4500020258	7/14/2023	103597	BLUE MOUNTAIN DISTRIBUTORS	COOLERS/BTL WATER	1,006.56
4500020258	7/14/2023	103597	BLUE MOUNTAIN DISTRIBUTORS	COOLERS/BTL WATER	59.88
4500020258	7/14/2023	103597	BLUE MOUNTAIN DISTRIBUTORS	COOLERS/BTL WATER	1,006.56
4500020261					1,897.50
4500020261	7/14/2023	100990	SYSCOM COMPONENTS, LLC	TRANS CAR EQUIP-ELEC	1,897.50
4500020262					1,689.48
4500020262	7/14/2023	103597	BLUE MOUNTAIN DISTRIBUTORS	COOLERS/BTL WATER	503.28
4500020262	7/14/2023	103597	BLUE MOUNTAIN DISTRIBUTORS	COOLERS/BTL WATER	59.88
4500020262	7/14/2023	103597	BLUE MOUNTAIN DISTRIBUTORS	COOLERS/BTL WATER	503.28
4500020262	7/14/2023	103597	BLUE MOUNTAIN DISTRIBUTORS	COOLERS/BTL WATER	59.88
4500020262	7/14/2023	103597	BLUE MOUNTAIN DISTRIBUTORS	COOLERS/BTL WATER	503.28
4500020262	7/14/2023	103597	BLUE MOUNTAIN DISTRIBUTORS	COOLERS/BTL WATER	59.88
4500020263					3,034.65
4500020263	7/14/2023	103597	BLUE MOUNTAIN DISTRIBUTORS	COOLERS/BTL WATER	4.99

PATCO Monthly List of Previously Approved Purchase Order Contracts - July 2023

4500020263	7/14/2023	103597	BLUE MOUNTAIN DISTRIBUTORS	COOLERS/BTL WATER	1,006.56
4500020263	7/14/2023	103597	BLUE MOUNTAIN DISTRIBUTORS	COOLERS/BTL WATER	4.99
4500020263	7/14/2023	103597	BLUE MOUNTAIN DISTRIBUTORS	COOLERS/BTL WATER	1,006.56
4500020263	7/14/2023	103597	BLUE MOUNTAIN DISTRIBUTORS	COOLERS/BTL WATER	4.99
4500020263	7/14/2023	103597	BLUE MOUNTAIN DISTRIBUTORS	COOLERS/BTL WATER	1,006.56
4500020264					18,189.36
4500020264	7/14/2023	103597	BLUE MOUNTAIN DISTRIBUTORS	COOLERS/BTL WATER	59.88
4500020264	7/14/2023	103597	BLUE MOUNTAIN DISTRIBUTORS	COOLERS/BTL WATER	503.28
4500020264	7/14/2023	103597	BLUE MOUNTAIN DISTRIBUTORS	COOLERS/BTL WATER	59.88
4500020264	7/14/2023	103597	BLUE MOUNTAIN DISTRIBUTORS	COOLERS/BTL WATER	503.28
4500020264	7/14/2023	103597	BLUE MOUNTAIN DISTRIBUTORS	COOLERS/BTL WATER	59.88
4500020264	7/14/2023	103597	BLUE MOUNTAIN DISTRIBUTORS	COOLERS/BTL WATER	1,006.56
4500020264	7/14/2023	103597	BLUE MOUNTAIN DISTRIBUTORS	COOLERS/BTL WATER	59.88
4500020264	7/14/2023	103597	BLUE MOUNTAIN DISTRIBUTORS	COOLERS/BTL WATER	1,006.56
4500020264	7/14/2023	103597	BLUE MOUNTAIN DISTRIBUTORS	COOLERS/BTL WATER	1,509.84
4500020264	7/14/2023	103597	BLUE MOUNTAIN DISTRIBUTORS	COOLERS/BTL WATER	59.88
4500020264	7/14/2023	103597	BLUE MOUNTAIN DISTRIBUTORS	COOLERS/BTL WATER	1,174.32
4500020264	7/14/2023	103597	BLUE MOUNTAIN DISTRIBUTORS	COOLERS/BTL WATER	59.88
4500020264	7/14/2023	103597	BLUE MOUNTAIN DISTRIBUTORS	COOLERS/BTL WATER	59.88
4500020264	7/14/2023	103597	BLUE MOUNTAIN DISTRIBUTORS	COOLERS/BTL WATER	503.28
4500020264	7/14/2023	103597	BLUE MOUNTAIN DISTRIBUTORS	COOLERS/BTL WATER	59.88
4500020264	7/14/2023	103597	BLUE MOUNTAIN DISTRIBUTORS	COOLERS/BTL WATER	503.28
4500020264	7/14/2023	103597	BLUE MOUNTAIN DISTRIBUTORS	COOLERS/BTL WATER	59.88
4500020264	7/14/2023	103597	BLUE MOUNTAIN DISTRIBUTORS	COOLERS/BTL WATER	1,006.56
4500020264	7/14/2023	103597	BLUE MOUNTAIN DISTRIBUTORS	COOLERS/BTL WATER	59.88
4500020264	7/14/2023	103597	BLUE MOUNTAIN DISTRIBUTORS	COOLERS/BTL WATER	1,006.56
4500020264	7/14/2023	103597	BLUE MOUNTAIN DISTRIBUTORS	COOLERS/BTL WATER	1,509.84
4500020264	7/14/2023	103597	BLUE MOUNTAIN DISTRIBUTORS	COOLERS/BTL WATER	59.88
4500020264	7/14/2023	103597	BLUE MOUNTAIN DISTRIBUTORS	COOLERS/BTL WATER	1,174.32
4500020264	7/14/2023	103597	BLUE MOUNTAIN DISTRIBUTORS	COOLERS/BTL WATER	59.88
4500020264	7/14/2023	103597	BLUE MOUNTAIN DISTRIBUTORS	COOLERS/BTL WATER	59.88
4500020264	7/14/2023	103597	BLUE MOUNTAIN DISTRIBUTORS	COOLERS/BTL WATER	503.28
4500020264	7/14/2023	103597	BLUE MOUNTAIN DISTRIBUTORS	COOLERS/BTL WATER	59.88
4500020264	7/14/2023	103597	BLUE MOUNTAIN DISTRIBUTORS	COOLERS/BTL WATER	503.28
4500020264	7/14/2023	103597	BLUE MOUNTAIN DISTRIBUTORS	COOLERS/BTL WATER	59.88
4500020264	7/14/2023	103597	BLUE MOUNTAIN DISTRIBUTORS	COOLERS/BTL WATER	1,006.56
4500020264	7/14/2023	103597	BLUE MOUNTAIN DISTRIBUTORS	COOLERS/BTL WATER	59.88
4500020264	7/14/2023	103597	BLUE MOUNTAIN DISTRIBUTORS	COOLERS/BTL WATER	1,006.56
4500020264	7/14/2023	103597	BLUE MOUNTAIN DISTRIBUTORS	COOLERS/BTL WATER	1,509.84
4500020264	7/14/2023	103597	BLUE MOUNTAIN DISTRIBUTORS	COOLERS/BTL WATER	59.88
4500020264	7/14/2023	103597	BLUE MOUNTAIN DISTRIBUTORS	COOLERS/BTL WATER	1,174.32
4500020264	7/14/2023	103597	BLUE MOUNTAIN DISTRIBUTORS	COOLERS/BTL WATER	59.88
4500020265					395.50
4500020265	7/14/2023	101733	PPC LUBRICANTS, INC.	FUEL/OIL/GREASE	395.50
4500020266					285.78
4500020266	7/14/2023	101438	MOTION INDUSTRIES, INC.	EPOXY FORMULATIONS	285.78
4500020272					5,285.30
4500020272	7/17/2023	102624	TESCO- THE EASTERN SPECIALTY CO	ELEC EQP/SUPP-NO CBL	5,285.30
4500020273					1,689.48
4500020273	7/17/2023	103597	BLUE MOUNTAIN DISTRIBUTORS	RENT/LEASE-OFFICE	503.28
4500020273	7/17/2023	103597	BLUE MOUNTAIN DISTRIBUTORS	RENT/LEASE-OFFICE	59.88
4500020273	7/17/2023	103597	BLUE MOUNTAIN DISTRIBUTORS	RENT/LEASE-OFFICE	503.28
4500020273	7/17/2023	103597	BLUE MOUNTAIN DISTRIBUTORS	RENT/LEASE-OFFICE	59.88
4500020273	7/17/2023	103597	BLUE MOUNTAIN DISTRIBUTORS	RENT/LEASE-OFFICE	503.28
4500020273	7/17/2023	103597	BLUE MOUNTAIN DISTRIBUTORS	RENT/LEASE-OFFICE	59.88
4500020275					1,689.48
4500020275	7/17/2023	103597	BLUE MOUNTAIN DISTRIBUTORS	RENT/LEASE-OFFICE	503.28
4500020275	7/17/2023	103597	BLUE MOUNTAIN DISTRIBUTORS	RENT/LEASE-OFFICE	59.88
4500020275	7/17/2023	103597	BLUE MOUNTAIN DISTRIBUTORS	RENT/LEASE-OFFICE	503.28
4500020275	7/17/2023	103597	BLUE MOUNTAIN DISTRIBUTORS	RENT/LEASE-OFFICE	59.88
4500020275	7/17/2023	103597	BLUE MOUNTAIN DISTRIBUTORS	RENT/LEASE-OFFICE	503.28
4500020275	7/17/2023	103597	BLUE MOUNTAIN DISTRIBUTORS	RENT/LEASE-OFFICE	59.88
4500020276					682.92
4500020276	7/17/2023	103597	BLUE MOUNTAIN DISTRIBUTORS	RENT/LEASE-OFFICE	167.76
4500020276	7/17/2023	103597	BLUE MOUNTAIN DISTRIBUTORS	RENT/LEASE-OFFICE	59.88
4500020276	7/17/2023	103597	BLUE MOUNTAIN DISTRIBUTORS	RENT/LEASE-OFFICE	167.76
4500020276	7/17/2023	103597	BLUE MOUNTAIN DISTRIBUTORS	RENT/LEASE-OFFICE	59.88
4500020276	7/17/2023	103597	BLUE MOUNTAIN DISTRIBUTORS	RENT/LEASE-OFFICE	167.76
4500020276	7/17/2023	103597	BLUE MOUNTAIN DISTRIBUTORS	RENT/LEASE-OFFICE	59.88

PATCO Monthly List of Previously Approved Purchase Order Contracts - July 2023

4500020277					1,941.12
4500020277	7/17/2023	103597	BLUE MOUNTAIN DISTRIBUTORS	COOLERS/BTL WATER	587.16
4500020277	7/17/2023	103597	BLUE MOUNTAIN DISTRIBUTORS	COOLERS/BTL WATER	59.88
4500020277	7/17/2023	103597	BLUE MOUNTAIN DISTRIBUTORS	COOLERS/BTL WATER	587.16
4500020277	7/17/2023	103597	BLUE MOUNTAIN DISTRIBUTORS	COOLERS/BTL WATER	59.88
4500020277	7/17/2023	103597	BLUE MOUNTAIN DISTRIBUTORS	COOLERS/BTL WATER	587.16
4500020277	7/17/2023	103597	BLUE MOUNTAIN DISTRIBUTORS	COOLERS/BTL WATER	59.88
4500020278					1,689.48
4500020278	7/17/2023	103597	BLUE MOUNTAIN DISTRIBUTORS	COOLERS/BTL WATER	503.28
4500020278	7/17/2023	103597	BLUE MOUNTAIN DISTRIBUTORS	COOLERS/BTL WATER	59.88
4500020278	7/17/2023	103597	BLUE MOUNTAIN DISTRIBUTORS	COOLERS/BTL WATER	503.28
4500020278	7/17/2023	103597	BLUE MOUNTAIN DISTRIBUTORS	COOLERS/BTL WATER	59.88
4500020278	7/17/2023	103597	BLUE MOUNTAIN DISTRIBUTORS	COOLERS/BTL WATER	503.28
4500020278	7/17/2023	103597	BLUE MOUNTAIN DISTRIBUTORS	COOLERS/BTL WATER	59.88
4500020279					10,162.11
4500020279	7/17/2023	102912	JOHNSON CONTROLS US HOLDINGS LLC	SEC/FIRE/EMER SRVS	3,387.37
4500020279	7/17/2023	102912	JOHNSON CONTROLS US HOLDINGS LLC	SEC/FIRE/EMER SRVS	3,387.37
4500020279	7/17/2023	102912	JOHNSON CONTROLS US HOLDINGS LLC	SEC/FIRE/EMER SRVS	3,387.37
4500020280					18,165.40
4500020280	7/17/2023	100828	CUBIC TRANSPORTATION SYSTEMS INC	FARE COLLECTION EQP	18,165.40
4500020281					102.70
4500020281	7/17/2023	100671	MOUSER ELECTRONICS, INC.	FARE COLLECTION EQP	102.70
4500020282					769.89
4500020282	7/18/2023	103597	BLUE MOUNTAIN DISTRIBUTORS	COOLERS/BTL WATER	251.64
4500020282	7/18/2023	103597	BLUE MOUNTAIN DISTRIBUTORS	COOLERS/BTL WATER	4.99
4500020282	7/18/2023	103597	BLUE MOUNTAIN DISTRIBUTORS	COOLERS/BTL WATER	251.64
4500020282	7/18/2023	103597	BLUE MOUNTAIN DISTRIBUTORS	COOLERS/BTL WATER	4.99
4500020282	7/18/2023	103597	BLUE MOUNTAIN DISTRIBUTORS	COOLERS/BTL WATER	251.64
4500020282	7/18/2023	103597	BLUE MOUNTAIN DISTRIBUTORS	COOLERS/BTL WATER	4.99
4500020286					13,247.88
4500020286	7/19/2023	103369	ROBEL NORTH AMERICA CORP	TRK&RHT OF WAY MAINT	7,562.88
4500020286	7/19/2023	103369	ROBEL NORTH AMERICA CORP	TRK&RHT OF WAY MAINT	4,650.00
4500020286	7/19/2023	103369	ROBEL NORTH AMERICA CORP	TRK&RHT OF WAY MAINT	1,035.00
4500020288					208.23
4500020288	7/20/2023	100755	BDF CHEMICAL CO INC	FASTENERS	208.23
4500020288	7/20/2023	100755	BDF CHEMICAL CO INC	FASTENERS	0.00
4500020289					8,578.10
4500020289	7/20/2023	100828	CUBIC TRANSPORTATION SYSTEMS INC	FARE COLLECTION EQP	279.60
4500020289	7/20/2023	100828	CUBIC TRANSPORTATION SYSTEMS INC	FARE COLLECTION EQP	440.08
4500020289	7/20/2023	100828	CUBIC TRANSPORTATION SYSTEMS INC	FARE COLLECTION EQP	3,942.25
4500020289	7/20/2023	100828	CUBIC TRANSPORTATION SYSTEMS INC	FARE COLLECTION EQP	2,175.55
4500020289	7/20/2023	100828	CUBIC TRANSPORTATION SYSTEMS INC	FARE COLLECTION EQP	614.00
4500020289	7/20/2023	100828	CUBIC TRANSPORTATION SYSTEMS INC	FARE COLLECTION EQP	81.18
4500020289	7/20/2023	100828	CUBIC TRANSPORTATION SYSTEMS INC	FARE COLLECTION EQP	1,045.44
4500020290					835.08
4500020290	7/20/2023	100231	INDCO INC	JANITORIAL SUPPLIES	59.50
4500020290	7/20/2023	100231	INDCO INC	JANITORIAL SUPPLIES	237.12
4500020290	7/20/2023	100231	INDCO INC	JANITORIAL SUPPLIES	412.56
4500020290	7/20/2023	100231	INDCO INC	JANITORIAL SUPPLIES	100.70
4500020290	7/20/2023	100231	INDCO INC	JANITORIAL SUPPLIES	25.20
4500020291					850.20
4500020291	7/20/2023	103552	TS AIR SCIENCES LLC	HVAC	850.20
4500020292					2,012.64
4500020292	7/20/2023	103597	BLUE MOUNTAIN DISTRIBUTORS	COOLERS/BTL WATER	2,012.64
4500020293					3,260.05
4500020293	7/20/2023	103096	BENDER ELECTRONICS INC	TRANS CAR EQUIP-ELEC	3,260.05
4500020294					130.84
4500020294	7/20/2023	101353	UNITED REFRIGERATION, INC.	WELDING EQP & SUPP	130.84
4500020295					544.60
4500020295	7/20/2023	103694	KODIAK CONTROLS INC	TRAN CAR EQUIP-MECH	544.60
4500020296					24,999.00
4500020296	7/21/2023	101236	WASTE MANAGEMENT OF NEW JERSEY, INC	DISPOSAL SERVICES	24,999.00
4500020298					185.88
4500020298	7/21/2023	100646	W.W. GRAINGER INC.	FARE COLLECTION EQP	61.96
4500020298	7/21/2023	100646	W.W. GRAINGER INC.	FARE COLLECTION EQP	61.96
4500020298	7/21/2023	100646	W.W. GRAINGER INC.	FARE COLLECTION EQP	61.96
4500020299					547.68
4500020299	7/21/2023	100296	MKG SALES ASSOCIATES, INC.	BLDGS/GRNDS- MAINT.	547.68

PATCO Monthly List of Previously Approved Purchase Order Contracts - July 2023

4500020300					904.50
4500020300	7/24/2023	100093	CEMBRE INC.	TRK&RHT OF WAY MAINT	904.50
4500020301					223.75
4500020301	7/24/2023	100667	SNAP-ON INCORPORATED	HAND TOOLS	223.75
4500020306					2,000.00
4500020306	7/24/2023	103241	STAPLES INC	OFFICE SUPPLIES	2,000.00
4500020308					2,286.90
4500020308	7/25/2023	103317	RELADYNE	FUEL/OIL/GREASE	2,286.90
4500020310					6,800.05
4500020310	7/25/2023	101233	WESTINGHOUSE AIR BRAKE TECHNOLOGIES	TRAN CAR EQUIP-MECH	674.80
4500020310	7/25/2023	101233	WESTINGHOUSE AIR BRAKE TECHNOLOGIES	TRAN CAR EQUIP-MECH	1,033.75
4500020310	7/25/2023	101233	WESTINGHOUSE AIR BRAKE TECHNOLOGIES	TRAN CAR EQUIP-MECH	4,239.00
4500020310	7/25/2023	101233	WESTINGHOUSE AIR BRAKE TECHNOLOGIES	TRAN CAR EQUIP-MECH	470.00
4500020310	7/25/2023	101233	WESTINGHOUSE AIR BRAKE TECHNOLOGIES	TRAN CAR EQUIP-MECH	382.50
4500020312					2,322.40
4500020312	7/25/2023	101067	TINA A. LISTON-HORNER	COMP ACCESS./SUPP.	2,300.40
4500020312	7/25/2023	101067	TINA A. LISTON-HORNER	ELEC EQP/SUPP-NO CBL	22.00
4500020313					368.69
4500020313	7/25/2023	100902	GRAYBAR ELECTRIC CO. INC.	ELEC&SIG PARTS/MAINT	368.69
4500020316					14,581.28
4500020316	7/26/2023	103593	THOMAS J MORRIS III	POLICE EQP AND SUPP	2,889.18
4500020316	7/26/2023	103593	THOMAS J MORRIS III	POLICE EQP AND SUPP	6,208.00
4500020316	7/26/2023	103593	THOMAS J MORRIS III	POLICE EQP AND SUPP	2,953.20
4500020316	7/26/2023	103593	THOMAS J MORRIS III	POLICE EQP AND SUPP	1,787.30
4500020316	7/26/2023	103593	THOMAS J MORRIS III	POLICE EQP AND SUPP	743.60
4500020317					228.00
4500020317	7/26/2023	100379	QUIK STITCH EMBROIDERY	CLOTHING UNIFORM	27.00
4500020317	7/26/2023	100379	QUIK STITCH EMBROIDERY	CLOTHING UNIFORM	87.00
4500020317	7/26/2023	100379	QUIK STITCH EMBROIDERY	CLOTHING UNIFORM	34.00
4500020317	7/26/2023	100379	QUIK STITCH EMBROIDERY	CLOTHING UNIFORM	51.00
4500020317	7/26/2023	100379	QUIK STITCH EMBROIDERY	CLOTHING UNIFORM	29.00
4500020318					1,334.25
4500020318	7/26/2023	100601	V.E.RALPH & SON,INC.	POLICE EQP AND SUPP	1,334.25
4500020319					17.15
4500020319	7/26/2023	101744	GLOBAL EQUIPMENT COMPANY INC.	FARE COLLECTION EQP	17.15
4500020320					2,430.00
4500020320	7/26/2023	102737	ERICO INTERNATIONAL CORPORATION	TRK&RHT OF WAY MAINT	2,430.00
4500020321					444.25
4500020321	7/26/2023	100326	NORTHSTAR INDUSTRIAL SUPPLY, LLC	CLOTHING UNIFORM	217.00
4500020321	7/26/2023	100326	NORTHSTAR INDUSTRIAL SUPPLY, LLC	CLOTHING UNIFORM	227.25
4500020322					2,500.00
4500020322	7/27/2023	103622	SPECIALTY FREIGHT SERVICES, INC	TRAN CAR EQUIP-MECH	2,500.00
4500020323					4,599.00
4500020323	7/27/2023	101911	B&C TRANSIT, INC.	ELECTRON COMPON/PRTS	4,599.00
4500020324					300.00
4500020324	7/27/2023	100379	QUIK STITCH EMBROIDERY	CLOTHING UNIFORM	300.00
4500020326					44.00
4500020326	7/27/2023	100379	QUIK STITCH EMBROIDERY	CLOTHING UNIFORM	36.00
4500020326	7/27/2023	100379	QUIK STITCH EMBROIDERY	CLOTHING UNIFORM	8.00
4500020327					61.25
4500020327	7/27/2023	100393	REFLECTIVE APPAREL FACTORY, INC	CLOTHING UNIFORM	57.25
4500020327	7/27/2023	100393	REFLECTIVE APPAREL FACTORY, INC	CLOTHING UNIFORM	4.00
4500020328					997.50
4500020328	7/27/2023	101191	TRISTATE INDUSTRIAL DISTRIBUTORS OF	JANITORIAL SUPPLIES	703.50
4500020328	7/27/2023	101191	TRISTATE INDUSTRIAL DISTRIBUTORS OF	FUEL/OIL/GREASE	294.00
4500020330					1,049.75
4500020330	7/28/2023	100667	SNAP-ON INCORPORATED	HAND TOOLS	587.20
4500020330	7/28/2023	100667	SNAP-ON INCORPORATED	HAND TOOLS	102.25
4500020330	7/28/2023	100667	SNAP-ON INCORPORATED	HAND TOOLS	233.95
4500020330	7/28/2023	100667	SNAP-ON INCORPORATED	HAND TOOLS	126.35
4500020331					249.75
4500020331	7/28/2023	100326	NORTHSTAR INDUSTRIAL SUPPLY, LLC	CLOTHING UNIFORM	249.75
4500020332					1,291.20
4500020332	7/28/2023	100231	INDCO INC	JANITORIAL SUPPLIES	991.20
4500020332	7/28/2023	100231	INDCO INC	PAPER/PLAS-DISPOSE	300.00
4500020336					525.12
4500020336	7/28/2023	103497	COLLINGS CONTRACTING TECHNOLOGIES,	ELEC EQP/SUPP-NO CBL	525.12
4500020338					1,098.72
4500020338	7/28/2023	100828	CUBIC TRANSPORTATION SYSTEMS INC	FARE COLLECTION EQP	1,098.72

PATCO Monthly List of Previously Approved Purchase Order Contracts - July 2023

4500020340					889.60
4500020340	7/28/2023	100449	TEAM ONE REPAIR, INC.	FARE COLLECTION EQP	889.60
4500020341					300.30
4500020341	7/28/2023	100671	MOUSER ELECTRONICS, INC.	FARE COLLECTION EQP	300.30
4500020342					1,512.00
4500020342	7/28/2023	100919	HOMELAND INDUSTRIAL SUPPLY INC	BLDGS/GRNDS- MAINT.	1,512.00
4500020345					103.32
4500020345	7/28/2023	100436	STAUFFER GLOVE & SAFETY	1ST AID & SAFETY EQP	103.32
4500020346					336.48
4500020346	7/28/2023	102708	CARR'S HARDWARE	OFFICE EQUIPMENT	310.50
4500020346	7/28/2023	102708	CARR'S HARDWARE	HAND TOOLS	25.98
4500020351					293.64
4500020351	7/31/2023	100607	CAMDEN TOOL	HAND TOOLS	142.20
4500020351	7/31/2023	100607	CAMDEN TOOL	HAND TOOLS	151.44

BALANCE SHEET

PORT AUTHORITY TRANSIT CORPORATION

BALANCE SHEET

May 31, 2023

PRELIMINARY / UNAUDITED

ASSETS

	<u>December 31, 2022</u>	<u>May 31, 2023</u>
Cash (Includes \$107,197 in Station Escrow Funds)	1,351,969	1,613,927
Investments (Note 1)	2,846,170	2,900,681
Accounts Receivable	3,535,546	4,475,004
Inventory at lower of cost (first-in, first-out) or market	7,162,390	7,551,952
Prepaid Expenses	1,782,061	1,152,948
	<u>16,678,136</u>	<u>17,694,511</u>

LIABILITIES AND EQUITY

Liabilities:

Accounts Payable:		
Trade	3,904,151	3,054,846
Delaware River Port Authority (Note 2)	299,828,000	302,378,831
Accrued Liabilities:		
Reserve for Other Post Employment Benefits (Note 4)	14,153,425	14,153,425
Deferred Revenue (Note 5)	6,996,834	7,012,533
Wages	496,562	780,751
Pension and Other	60,032	346,205
Sick Leave Benefits	187,864	186,229
Reserve for Unused Vacation	692,832	692,832
Reserve for contingent liabilities (Note 3)	5,191,395	5,728,947
	<u>331,511,094</u>	<u>334,334,599</u>
Equity:		
Advances from Delaware River Port Authority	646,265,320	665,723,689
Deficit	(961,098,278)	(982,363,777)
	<u>16,678,136</u>	<u>17,694,511</u>

PORT AUTHORITY TRANSIT CORPORATION
(A Wholly Owned Subsidiary Of Delaware River Port Authority)
STATEMENT OF REVENUES AND EXPENSES AND DEFICIT
FOR THE PERIOD INDICATED
PRELIMINARY / UNAUDITED

	Year to date ended	Month ended
	May 31, 2023	May 31, 2023
Operating Revenues:		
Passenger fares	5,265,783	1,097,150
Passenger parking	147,393	31,672
Passenger - other	28,662	5,924
Advertising	104,522	24,972
Telecommunications Rental Income	135,265	90,669
Miscellaneous	4,879	1,763
Interest Income From Investments	54,541	12,110
	<u>\$5,741,046</u>	<u>\$1,264,261</u>
Operating Expenses:		
Maintenance of Way and Power	5,901,023	1,292,719
Maintenance of Equipment	3,302,970	444,654
Purchased Power	1,710,221	372,395
Transportation	8,041,479	1,651,446
General Insurance	692,421	143,797
Superintendence and General Office	4,807,602	1,003,724
	<u>24,455,715</u>	<u>4,908,735</u>
Rent of Rapid Transit System Facilities (Note 2)	2,550,831	510,167
Other Post Employment Benefits Accrual (Note 4)	-	-
	<u>\$27,006,546</u>	<u>\$5,418,902</u>
Net Income (loss)	<u>(\$21,265,500)</u>	<u>(\$4,154,641)</u>
Deficit, December 31, 2022	<u>(\$961,098,278)</u>	
Deficit, May 31, 2023	<u>(\$982,363,778)</u>	

See Notes To Financial Statements

PORT AUTHORITY TRANSIT CORPORATION
(A Wholly Owned Subsidiary of the Delaware River Port Authority)
May 31, 2023

NOTES TO FINANCIAL STATEMENTS

1. Investments:

The Corporation has set aside \$2,900,681 to partially fund its liability for self-insurance with the following limits:

- (a) Totally self-insured for Voluntary Workers Compensation.
- (b) Comprehensive General Liability from the first dollar to \$5,000,000 per occurrence.

2. Rent of transit system facilities:

All rapid transit system facilities used by the Corporation are leased from the Delaware River Port Authority, under terms of an agreement dated April 18, 1969 and amended June 3, 1974. The lease requires the Corporation to operate and maintain the Locust-Lindenwold line.

The terms of the amended agreement, which was made retroactive to January 1, 1974, and which is to continue from year to year, provide that the Corporation pay a minimum annual rental of \$6,122,000, which approximates the sum of the annual interest expense to the Delaware River Port Authority for that portion of its indebtedness attributable to the construction and equipping of the leased facilities plus the provision for depreciation of the rapid transit facilities as recorded by the Authority. In addition, the lease requires the Corporation to pay to the Authority any net earnings from operations for the Locust-Lindenwold line less a reasonable amount to be retained for working capital and operating reserves.

The rent is payable semi-annually on June 30 and December 31. The Corporation is in default of this agreement as payments totaling \$302,378,831 from January 1, 1974 through May 31, 2023 have not been made to the Authority.

3. Reserves for Contingent Liabilities:

Pursuant to a policy of self-insurance, the Corporation has reserved \$ 1,946,409 for Comprehensive General Liability and \$3,782,537 for Workers' Compensation.

4. Other Post-Employment Benefits:

The Government Accounting Standards Board (GASB) has issued Statement No. 45, "Accounting and Financial Reporting by Employers for Post-Employment Benefits Other than Pensions (OPEB)," which addresses the accountability and disclosure of the costs and obligations, that are associated with post-employment health care and other non-pension benefits to current and future retirees, by governmental entities. Pursuant to this requirement, the Corporation adopted its reporting requirements during the 2007 fiscal year. The OPEB accrual, in recognition of the costs and obligations associated with post-employment health care, represents an actuarial determined amount upon an unfunded assumption under a 30-year amortization period at a discount rate of 5%.

5. Deferred Revenue:

Deferred revenue consists of the prepayment of fares related to the unearned values on passengers' smart cards for unused trips.

**Refer to Operations and
Maintenance Minutes
in the DRPA Board Packet**

SUMMARY STATEMENT

ITEM NO. PATCO-23-013

SUBJECT: Non-Hazardous Solid Waste and Industrial Refuse Removal Services for PATCO Facilities

COMMITTEE: Operations and Maintenance

COMMITTEE MEETING DATE: August 1, 2023

BOARD ACTION DATE: August 16, 2023

PROPOSAL: That the Board authorizes staff to negotiate a contract with Waste Management of New Jersey, Inc., to perform non-hazardous solid waste and industrial refuse removal services for PATCO's facilities for a period of two years with an option for a third year in a total not-to-exceed amount of \$266,379.00.

Amount: \$266,379.00 (Not-to-exceed)

Firm: Waste Management of New Jersey, Inc.
Ewing, New Jersey

PURPOSE: To remove non-hazardous solid waste and recyclables from PATCO facilities: Lindenwold Maintenance Facility; Lindenwold, Ashland, Woodcrest, Haddonfield, Westmont, Collingswood, and Ferry Avenue Stations; and Center Tower in Camden on a scheduled basis and to remove industrial refuse from PATCO's Lindenwold Maintenance Facility on an as-needed basis.

BACKGROUND: PATCO maintains an outside company to provide non-hazardous waste containers and to remove and dispose of the waste and recyclables on a scheduled basis. Additionally, services are required on an on-call / as-needed basis for disposal of construction debris and street sweepings. Waste is disposed of in accordance with all local, state, and federal regulations.

A Request for Proposal (RFP #PATCO 04-2023) was publicly advertised on DRPA's website on May 25, 2023 and bid documents were mailed to five (5) bidders. One (1) bid was received with two (2) No Bid responses.

Waste Management of NJ quoted prices for industrial refuse removal on an on-call / as-needed basis based on monthly rental cost, per pull cost, and per ton cost for disposal. These amounts were then compared to PATCO's actual expenses over the last three (3) years, resulting in the below estimate of total costs.

Vendor	Year 1	Year 2	(Option) Year 3	Total
Waste Management of NJ – for regularly scheduled recycling and solid waste removal	\$35,845.20	\$38,718.00	\$41,815.80	\$116,379.00
Estimate of Expense for Industrial Refuse removal on as-needed basis (based on average actual costs over past 3 years)	\$50,000.00	\$50,000.00	\$50,000.00	\$150,000.00
Subtotals	\$85,845.20	\$88,718.00	\$91,815.80	
Waste Management Not to Exceed Totals	\$174,563.20		\$91,815.80	\$266,379.00
Republic Services	No Bid			
American Disposal Systems, Inc.	No Bid			

It is recommended that a two (2) year contract be negotiated with Waste Management of NJ to provide non-hazardous solid waste and industrial refuse removal services in an amount not-to-exceed \$174,563.20 with an option of a one (1) year extension in an amount not to exceed \$91,815.80.

SUMMARY:

Amount:	Not to exceed \$174,563.20 over 2 year term and \$91,815.80 (optional third year)
Source of Funds:	Operating Budget
Capital Project #:	N/A
Master Plan Status:	N/A
Other Fund Sources:	N/A
Duration of Contract:	Two (2) Years with one (1) one-year extension for a total of 3 years
Other Parties Involved:	N/A

PATCO-23-013
Operations & Maintenance: August 1, 2023
Board Date: August 16, 2023
Non-Hazardous Solid Waste and
Industrial Refuse Removal Services
For PATCO Facilities

RESOLUTION

RESOLVED: That the Board authorizes staff to negotiate a contract with Waste Management of NJ, Inc., to perform non-hazardous solid waste and industrial refuse removal services for PATCO's Facilities for a period of two (2) years with an option for one (1) additional year in an amount not to exceed a total of \$266,379.00; and be it further

RESOLVED: The Chair, Vice Chair and President must approve and are hereby authorized to approve and execute all necessary agreements, contracts, or other documents on behalf of PATCO. If such agreements, contracts, President and if thereafter either the Chair or Vice Chair is absent or unavailable, the remaining Officer may execute the said document(s) on behalf of PATCO along with the President. If both the Chair and Vice Chair are absent or unavailable, and if it is necessary to execute the said document(s) while they are absent or unavailable, then the President shall execute such documents on behalf of PATCO.

SUMMARY:	Amount:	Not to exceed \$174,563.20 over 2 year term and \$91,815.80 (optional third year)
	Source of Funds:	Operating Budget
	Capital Project #:	N/A
	Master Plan Status:	N/A
	Other Fund Sources:	N/A
	Duration of Contract:	Two (2) Years with one (1) one-year extension for a total of 3 years
	Other Parties Involved:	N/A

NEW BUSINESS

SUMMARY STATEMENT

ITEM NO.: PATCO-23-014

SUBJECT: Consideration of Pending PATCO Contracts
(Between \$25,000 and \$100,000)

COMMITTEE: New Business

COMMITTEE MEETING DATE: N/A

BOARD ACTION DATE: August 16, 2023

PROPOSAL: That the Board consider authorizing staff to enter into contracts as shown on the Attachment to this Resolution.

PURPOSE: To permit staff to continue and maintain PATCO operations in a safe and orderly manner.

BACKGROUND: At the Meeting held August 18, 2010 the PATCO Commission adopted Resolution 10-046 providing that all PATCO contracts must be adopted at an open meeting of the PATCO Board. The Board proposed modifications to that Resolution at its meeting of September 15, 2010; specifically that all contracts between \$25,000 and \$100,000 be brought to the Board for approval. The contracts are listed on the Attachment hereto with the understanding that the Board may be willing to consider all of these contracts at one time, but if any member of the Board wishes to remove any one or more items from the list for separate consideration, each member will have that privilege.

SUMMARY:

Amount:	N/A
Source of Funds:	See Attached List
Capital Project #:	N/A
Operating Budget:	N/A
Master Plan Status:	N/A
Other Fund Sources:	N/A
Duration of Contract:	N/A
Other Parties Involved:	N/A

PATCO-23-014
New Business: August 16, 2023
Board Date: August 16, 2023
Consideration of Pending PATCO Contracts
(Between \$25,000 and \$100,000)

RESOLUTION

RESOLVED: That the Board authorizes and directs that - subject to approval by the Chair, Vice Chair, General Counsel and President - staff proceed to negotiate and enter into the contracts listed on the Attachment hereto.

SUMMARY:

Amount:	N/A
Source of Funds:	See Attached List
Capital Project #:	N/A
Operating Budget:	N/A
Master Plan Status:	N/A
Other Fund Sources:	N/A
Duration of Contract:	N/A
Other Parties Involved:	N/A



CONSIDERATION OF PENDING PATCO CONTRACTS (VALUED BETWEEN \$25,000 - \$100,000) – Wednesday, August 16, 2023

Item #	Vendor/Contractor	Description	Amount	Procurement Method	Bids Received	Bid Amounts	Source of Funds
A	Atlantic Track & Turnout, Inc Bloomfield, NJ	Procurement and Delivery of Five Hundred Seventy-Five (575) Third Rail Extension Channels without Anchor Strap and Fastener Hardware.	\$79,591.50	Competitive Formal Bid, RFP PATCO-05-2023 was publicly advertised and issued to six (6) prospective bidders. Five (5) bids were received and publicly opened on Thursday, July 20, 2023.	1. Atlantic Track & Turnout, Inc Bloomfield, NJ 2. Selco Manufacturing Corp. West Caldwell, NJ 3. Railroad Contraction Co. of SJ Paulsboro, NJ 4. Progress Rail Services, Corp. Albertville, AL 5. J. Mikulsky Railway Supply Co., Inc. Reading, PA 6. West Bay Construction, Inc. Absecon, NJ	1. \$79,591.50 2. \$89,125.00 3. \$108,675.00 4. No Bid 5. No Bid 6. No Response	General Funds