

DELAWARE RIVER PORT AUTHORITY

BOARD MEETING



Wednesday, June 14, 2023
9:00 a.m.

One Port Center
11th Floor Board Room
Camden, NJ

John T. Hanson, Chief Executive Officer



DRPA BOARD

**DELAWARE RIVER PORT AUTHORITY
BOARD MEETING**

**Wednesday, June 14, 2023 at 9:00 a.m.
One Port Center
2 Riverside Drive
Camden, New Jersey**

ORDER OF BUSINESS

1. Roll Call
2. Public Comment
3. Report of the CEO
4. Report of the CFO
5. Approval of May 17, 2023 Board Meeting Minutes
6. Monthly List of Previously Approved Purchase Orders and Contracts – May 2023
7. Approval of Operations & Maintenance Committee Meeting Minutes – June 6, 2023
8. Adoption of Resolutions Approved by Operations & Maintenance Committee – June 6, 2023
 - DRPA-23-048 FHWA/NJ DOT DRPA Systemwide Crash Cushion Attenuating Replacement Grant Funding
9. Approval of Finance Committee Meeting Minutes – June 7, 2023
10. Adoption of Resolutions Approved by Finance Committee – June 7, 2023
 - DRPA-23-049 Selection of Qualified Firms to Provide Underwriting Services to the Delaware River Port Authority
11. Approval of Audit Committee Meeting Minutes – June 7, 2023
12. Adoption of Resolutions Approved by Audit Committee – June 7, 2023
 - DRPA-23-050 2022 Financial Audit Exit Conference Report and Required Communications
13. Citizens Advisory Committee Report
14. Unfinished Business
15. New Business
16. Adjournment

CEO REPORT



Report of the Chief Executive Officer

June 14, 2023

Board of Commissioners
 Delaware River Port Authority of Pennsylvania and New Jersey
 One Port Center
 2 Riverside Drive
 Camden, New Jersey 08101-1949

To the Commissioners:

The following is a summary of recent DRPA activities. The appropriate reports are attached.

Emergency Powers

Please be advised that I have approved under the By-Laws Article XII (c)(8) of my Emergency Powers the following:

1. On May 17, 2023, it was brought to CEO’s attention that the Escalator Feeder Cable Replacement at 8th & Market Street North was faulted. PATCO does not have the tools and/or equipment to handle the replacement of this cable. H.B. Frazer is working a few blocks away at the Franklin Square Stations and has agreed to do the work. Emergency powers were used for this PO in the amount of \$28,607.00.
2. On May 10, 2023, it was brought to CEO’s attention that the Ultrasonic Rail Testing which was previously under contract with Herzog, and is not able to fulfill the staffing requirements to complete the required testing. As this is an FTA required testing that has to be completed twice per year and we needed to procure the second year’s work. Smith-Emery was currently under contract and will be able to perform the second year’s work. Emergency powers were used for this PO in the amount of \$38,829.28.

AROUND THE AUTHORITY

Law Enforcement Career Day

During Temple University’s annual Law Enforcement Career Day event, our officers had a great time discussing law enforcement careers at the DRPA/PATCO!

To learn more about the department, please visit www.drpa.org/police



STEWARDSHIP

Pollinator Habitat

The DRPA has created a new wildflower pollinator habitat on the New Jersey side of the Commodore Barry Bridge. The wildflowers serve an essential ecological purpose and enhance the surroundings’ beauty. This habitat is in addition to the areas planted by NJDOT about 18 months ago along Route 322, and those areas are thriving.



COMMUNITY

Community Request Keeps Cyclists Rolling Across the Ben Franklin Bridge Walkway

A community member contacted the DRPA for assistance in making their bicycle commute across the Ben Franklin Bridge Walkway less stressful. I am pleased to report that Bridge Ops went above and beyond to help, and I couldn't be more proud of their efforts.

As a result of the Ben Franklin Bridge Suspension Span & Anchorage Rehabilitation Project, the south pedestrian walkway was recently temporarily closed while the north pedestrian walkway was opened.



The resident stated they were worried about the difficulty of transporting their bicycle up and down the steps to access the 5th Street tunnel crossover on the Philadelphia side of the bridge.

Upon hearing this, the Ben Franklin Bridge Maintenance Department staff sprung into action and installed a sliding ramp along the side of the steps that made it easier for cyclists to transport their bikes up and down the steps.

This is one example of how listening to feedback and implementing changes can positively affect our community.

Commodore Barry Bridge Hosts Police Unity Tour

On Wednesday, May 10, Law enforcement officers, retirees, and families of fallen officers participated in an annual four day fund-raising bicycle ride from Florham Park, NJ to the National Law Enforcement Officers Memorial in Washington, D.C. The trip included a ride across the Commodore Barry Bridge resulting in a 20 minute closure of the bridge to get riders across safely.

In May 2022, the Police Unity Tour was proud to donate \$2.0 million to the National Law Enforcement Officers Memorial Fund, bringing our total donations to more than \$33 million since its inception in 1997.



Special Ben Franklin Bridge Lightings

As part of our community stewardship with regional tri-state nonprofits (PA, NJ, & DE), we are pleased to provide special lighting on the Benjamin Franklin Bridge for the following occasions from June 1-30, 2023.

- Internal Lightings:
 - **June 1, 4-13, 15-16, 22-27:** Rainbow for Pride Month
 - **June 2-3:** Orange for #WearOrange to End Gun Violence
 - **June 14:** Red, white & blue for Flag Day
 - **June 18-20:** Red & green for Juneteenth National Independence Day
 - **June 28-30:** Rainbow for Stone Wall Riot and Pride Month
- External Lightings:
 - **June 17:** Red & green for Juneteenth National Independence Day (Philadelphia Juneteenth Family)
 - **June 21:** Red & blue for Climate Central's Show Your Stripes

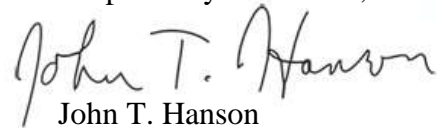


For a list of Bridge and Finance actions, see Attachment 1
For a list of Personnel Actions, see Attachment 2
For a list of Contracts and Purchases, see Attachment 3
For the Affirmative Action Report, see Attachment 4
For a list of Legal Statistics, see Attachment 5

PATCO

**For PATCO Ridership and Financial Information,
See the General Manager's Report in the PATCO section
Attached are reports from the appropriate departments.**

Respectfully Submitted,



John T. Hanson
Chief Executive Officer

REPORT OF THE CHIEF EXECUTIVE OFFICER
ATTACHMENT 1
BRIDGE AND FINANCE



Activity for the Month of May 2023

Calls for Service: 5,780 Total Arrests: 85 Adults: 83 Juv.: 2 CDS Arrests: 0 DWI Arrests: 2

Arrests: CBB: 0 BFB: 6 PATCO: 73 BRB: 0 WWB:6 Arrests NJ: 77 Arrests PA: 8

Reportable Accidents: CBB: 4 BFB: 12 PATCO: 2 BRB: 1 WWB:9

Non Reportable Accidents: CBB: 10 BFB: 15 PATCO: 1 BRB: 1 WWB:21

Accident with Injuries: CBB: 2 BFB: 5 PATCO: 0 BRB: 0 WWB:4

Incident Type	BLANK=0	CBB	BFB	PATCO	BRB	WWB	Total
26 Assist-Routine PD Backup		88	409	468	117	364	1,446
33 MV Stop		74	171	8	103	266	622
35X Motorist/Patron Aid		42	124	199	119	110	594
25 Escort		235	62	1	33	187	518
86 Removal			56	359			415
47 Disabled MV		40	70	2	47	127	286
46 Construction/Trades Backup		52	113	3	18	71	257
96 Slow Traffic		53	88		58	57	256
84 Check On Subject Well-being		1	9	167	1	3	181
91 Ped Investigation/Stop				118		2	120
90 Other PD Assist		10	20	51	9	21	111
79 Roadway Hazard/Station Hazard		19	28	10	19	27	103
88X Parking Viol./Compl.			1	94			95
25EZ Easy Pass Redirect		4	1		3	78	86
90M OPDA Medical			8	69		1	78
25X Insufficient Funds		1	8	15	1	31	56
78X Toll Evasion/TOS		10	11	24	5	4	54
91R Ped in Road/Tolls		2	23	1	1	11	38
17X Open/Secured Property			23	9			32
78 Toll Dispute		5	11			11	27
8 911 Hang Up/Mis-Dial		1	3	21	1		26
71D Disturbance			2	23			25
29 Alarm Activation				21	4		25
38 Transport Courtesy		1	6	11	2	3	23
341F Property Found			1	13	1	2	17
310 Bridge Damage/PATCO Damage			4	6	3	4	17
56 Med Emerg/Injury Report		1	5	10			16
65 Vandalism/Criminal Mischief			3	10	1	1	15



Activity for the Month of May 2023

Calls for Service: 5,780 Total Arrests: 85 Adults: 83 Juv.: 2 CDS Arrests: DWI Arrests: 2

Arrests: CBB: BFB: 6 PATCO: 73 BRB: WWB:6 Arrests NJ: 77 Arrests PA: 8

Reportable Accidents: CBB: 4 BFB: 12 PATCO: 2 BRB: 1 WWB:9

Non Reportable Accidents: CBB: 10 BFB: 15 PATCO: 1 BRB: 1 WWB:21

Accident with Injuries: CBB: 2 BFB: 5 PATCO: 0 BRB: 0 WWB:4

Incident Type	BLANK=0	CBB	BFB	PATCO	BRB	WWB	Total
81 General Complaint		1	1	12			14
101 BOLO		2	3	4		5	14
33C CV Stop		1				12	13
25T Fare Problem				13			13
87 Trespassing		1	4	3	2	2	12
52 Erratic Driver/Unfit Motorist		4			1	7	12
341L Property Lost		1		10		1	12
101S BOLO Suicidal		1	10	1			12
12U Unattended Package				10			10
12 Suspicious Person/Activity/Event			2	7			9
91T Ped in Tracks				8			8
67 EDP (Emotionally Disturbed Person)			1	7			8
25R Revenue Escort			5			3	8
49 Investigate Location Conditions			1	5		1	7
85X Assault				5		1	6
71X Harassment/Threats				6			6
65X Lewdness				6			6
64 Larceny/Theft				5		1	6
79X Debris Strike		4				1	5
69 Juvenile Complaint				5			5
53 Abandoned Vehicle			2			3	5
98 Panhandling/Soliciting				4			4
71 Fight				4			4
97 Traffic Pattern Adjust			3				3
70 Animal Complaint		1				2	3
34 Suspicious Vehicle			1	2			3
20 Stolen/Recovered Vehicle				1		2	3
14 Intoxicated Subject				3			3



Activity for the Month of May 2023

Calls for Service: 5,780 Total Arrests: 85 Adults: 83 Juv.: 2 CDS Arrests: DWI Arrests: 2

Arrests: CBB: BFB: 6 PATCO: 73 BRB: WWB:6 Arrests NJ: 77 Arrests PA: 8

Reportable Accidents: CBB: 4 BFB: 12 PATCO: 2 BRB: 1 WWB:9

Non Reportable Accidents: CBB: 10 BFB: 15 PATCO: 1 BRB: 1 WWB:21

Accident with Injuries: CBB: 2 BFB: 5 PATCO: 0 BRB: 0 WWB:4

Incident Type	BLANK=0	CBB	BFB	PATCO	BRB	WWB	Total
11 Fire			1	2			3
83 Counterfeit			1			1	2
71R Road Rage			1			1	2
92 Lost Load		1					1
90A ALCO OPDA			1				1
79T Tracks Hazard				1			1
77 Domestic				1			1
74 Suicide Attempt		1					1
65U Urinating/Defecating				1			1
56X Drug Overdose				1			1
313 Complaint Against Police			1				1
17P Permit Premises Entry				1			1
101L LOJACK Hit			1				1

FINANCE

REVENUE AUDIT

Reported traffic and revenue for all four DRPA bridges for the month of March 2023:

	<u>2022</u>	<u>2023</u>
Cash Revenue	\$5,930,509.89	\$5,763,978.80
ETC Revenue	\$20,285,327.24	\$20,872,612.02
Total Revenue	\$26,215,837.13	\$26,636,590.82
Non ETC Traffic	1,108,568	1,081,109
ETC Traffic	2,888,358	3,023,712
Total Traffic	3,996,926	4,104,821

**DELAWARE RIVER PORT AUTHORITY
TRAFFIC & BRIDGE TOLL FIGURES
FOR THE PERIODS INDICATED**

Attachment 1

	MONTH OF MARCH				TRAFFIC		BRIDGE TOLLS	
	-----2023-----		-----2022-----		INC/(DEC)		INC/(DEC)	
	TRAFFIC	TOLLS	TRAFFIC	TOLLS	%	AMOUNT	%	AMOUNT
BEN FRANKLIN	1,518,330	\$8,847,004.22	1,499,004	\$8,810,053.14	1.29	19,326	0.42	\$36,951.08
WALT WHITMAN	1,645,972	10,583,285.13	1,586,949	10,290,531.19	3.72	59,023	2.84	292,753.94
COMMODORE BARRY	583,463	4,898,567.72	561,724	4,750,438.96	3.87	21,739	3.12	148,128.76
BETSY ROSS	357,056	2,307,739.75	349,249	2,364,830.84	2.24	7,807	-2.41	(57,091.09)
	<u>4,104,821</u>	<u>\$26,636,596.82</u>	<u>3,996,926</u>	<u>\$26,215,854.13</u>	<u>2.70</u>	<u>107,895</u>	<u>1.60</u>	<u>\$420,742.69</u>
AVERAGE TOLL		\$6.49		\$6.56				

	YEAR TO DATE				TRAFFIC		BRIDGE TOLLS	
	1/1/23 TO 3/31/23		1/1/22 TO 3/31/22		INC/(DEC)		INC/(DEC)	
	TRAFFIC	TOLLS	TRAFFIC	TOLLS	%	AMOUNT	%	AMOUNT
BEN FRANKLIN	4,266,439	\$24,853,055.44	4,038,637	\$23,816,821.58	5.64	227,802	4.35	\$1,036,233.86
WALT WHITMAN	4,657,139	\$29,830,436.03	4,237,603	\$27,517,471.62	9.90	419,536	8.41	2,312,964.41
COMMODORE BARRY	1,633,855	\$13,724,709.10	1,513,225	\$12,804,665.74	7.97	120,630	7.19	920,043.36
BETSY ROSS	990,573	\$6,386,194.33	947,180	\$6,444,952.41	4.58	43,393	-0.91	(58,758.08)
TOTALS	<u>11,548,006</u>	<u>\$74,794,394.90</u>	<u>10,736,645</u>	<u>\$70,583,911.35</u>	<u>7.56</u>	<u>811,361</u>	<u>5.97</u>	<u>\$4,210,483.55</u>
AVERAGE TOLL		\$6.48		\$6.57				

Note: New Toll Schedule Went Into Effect July 1st, 2011.

Distribution: John Hanson
Jim White

REPORT OF THE CHIEF EXECUTIVE OFFICER
ATTACHMENT 2
PERSONNEL ACTIONS

**DELAWARE RIVER PORT AUTHORITY
 ACTIONS OF THE CHIEF EXECUTIVE OFFICER
 COMMISSION MEETING JUNE 14, 2023
 ARTICLE XII-A
 ATTACHMENT 2
 PERSONNEL**

TEMPORARY APPOINTMENTS – None

NEW HIRES (APPOINTMENTS)

Timothy J. Tancredi <u>NJ</u>	Electrical Technician Operations Division Electrical (BFB)	05/08/2023
----------------------------------	--	------------

Gabriel C. Poulides <u>PA</u>	Electrical Technician Operations Division Electrical (BFB)	05/08/2023
----------------------------------	--	------------

TEMPORARY ASSIGNMENT TO HIGHER CLASSIFICATION

Eric P. Riggs <u>NJ</u>	From: Highway Foreman Operations Division Highway (BRB)	To: Acting Electrical Foreman Operations Division Electrical (BRB)
----------------------------	---	--

George J. Zisis <u>PA</u>	From: Central Stores Clerk Executive Division Purchasing (WWB)	To: Acting Supervisor, Central Storeroom Executive Division Purchasing (WWB) Eff: 05/08/2023 to 06/30/2023
------------------------------	--	--

Patrizio Fabbroni <u>DE</u>	From: C&M Mechanic Operations Division Highway (CBB)	To: Acting Maintenance Technician Operations Division Maintenance (CBB) Eff: 05/13/2023 to 07/07/2023
--------------------------------	--	---

Kyle J. Uhland <u>NJ</u>	From: Auto Technician Operations Division Fleet (WWB)	To: Acting Fleet Foreman Operations Division Fleet (CBB) Eff: 05/20/2023 to 07/14/2023
-----------------------------	---	---

George L. Byrd <u>NJ</u>	From: Fleet Foreman Operations Division Fleet (CBB)	To: Acting Fleet Shop Manager Operations Division Fleet (CBB) Eff: 05/20/2023 to 07/28/2023
-----------------------------	---	--

Nicole P. Skinner <u>NJ</u>	From: File Clerk General Counsel Division Office of the General Counsel (OPC)	To: Acting Legal Assistant, Claims General Counsel Division Office of the General Counsel (OPC) Eff: 05/20/2023 to 08/25/2023
--------------------------------	--	--

William G. Anusky <u>NJ</u>	From: C&M Mechanic Operations Division Highway (CBB)	To: Acting Highway Foreman Operations Division Highway (CBB) Eff: 05/24/2023 to 06/01/2023
--------------------------------	--	---

PROMOTIONS

Lucas X. Tronccone
NJ

From: Toll Collector
Operations Division
Toll (WWB)

To: Plaza Supervisor
Operations Division
Toll (WWB)
Eff: 05/27/2023

TITLE & DEPARTMENTAL CHANGES – None

UPGRADE (GRADE CHANGE) - None

INTERAGENCY PROMOTION to PATCO - from DRPA - None

INTERAGENCY PROMOTION to DRPA - from PATCO

William J. Yip
NJ

From: Train Operator
PATCO Division
Transit Services

To: Construction &
Maintenance Mechanic
Operations Division
Highway (BFB)
Eff: 05/20/2023

INTERAGENCY TRANSFERS to PATCO - from DRPA - None

INTERAGENCY TRANSFERS to DRPA - from PATCO - None

TRANSFERS - DEPARTMENTAL – None

RETIREMENTS

Gail Polk
DE

Acting Supervisor, Central
Storeroom
Executive Division
Purchasing (WWB)

05/05/2023

Sandra R. Thompson
PA

Administrator,
Compensation/HRIS
Administrative Division
Human Resource Services
(OPC)

05/05/2023

Richard F. Saraceni, Jr.
PA

Maintenance Technician
Operations Division
Maintenance (CBB)

05/12/2023

RESIGNATIONS

Brandon M. DiBona <u>PA</u>	Police Officer Public Safety Division Administration (BFB)	05/01/2023
Daniel F. Mackley <u>PA</u>	Police Officer Public Safety Division Administration (WWB)	05/01/2023
Paul Dickel <u>NJ</u>	Contract Administrator Executive Division Contract Administration (OPC)	05/12/2023
Courtney M. Collins <u>PA</u>	Legal Assistant, Claims General Counsel Division Office of the General Counsel (OPC)	05/19/2023

LAYOFFS (INVOLUNTARY) - None

END OF TEMPORARY ASSIGNMENT - None

DECEASED - None

RESOLUTION

WHEREAS, *GAIL POLK has faithfully served the Delaware River Port Authority for THIRTY-FOUR years in a conscientious and reliable manner, and*

WHEREAS, *GAIL POLK wishes to accept retirement effective May 5, 2023 under the provisions of his employment benefits; now therefore,*

BE IT RESOLVED: *That, the Commissioners of the Delaware River Port Authority accept your retirement request from your position, Supervisor, Central Storeroom, and concurrently extend sincere best wishes for a long, healthy and happy future, and*

BE IT FURTHER RESOLVED: *That a copy of the foregoing resolution be suitably prepared and forwarded to GAIL POLK.*

RESOLUTION

WHEREAS, *SANDRA R. THOMPSON has faithfully served the Delaware River Port Authority for THIRTY-FIVE years in a conscientious and reliable manner, and*

WHEREAS, *SANDRA R. THOMPSON wishes to accept retirement effective May 5, 2023 under the provisions of his employment benefits; now therefore,*

BE IT RESOLVED: *That, the Commissioners of the Delaware River Port Authority accept your retirement request from your position, Administrator, Compensation/HRIS, and concurrently extend sincere best wishes for a long, healthy and happy future, and*

BE IT FURTHER RESOLVED: *That a copy of the foregoing resolution be suitably prepared and forwarded to SANDRA R. THOMPSON.*

RESOLUTION

WHEREAS, *RICHARD F. SARACENI, JR. has faithfully served the Delaware River Port Authority for THIRTY-EIGHT years in a conscientious and reliable manner, and*

WHEREAS, *RICHARD F. SARACENI, JR. wishes to accept retirement effective May 12, 2023 under the provisions of his employment benefits; now therefore,*

BE IT RESOLVED: *That, the Commissioners of the Delaware River Port Authority accept your retirement request from your position, Maintenance Technician, and concurrently extend sincere best wishes for a long, healthy and happy future, and*

BE IT FURTHER RESOLVED: *That a copy of the foregoing resolution be suitably prepared and forwarded to RICHARD F. SARACENI, JR..*

REPORT OF THE CHIEF EXECUTIVE OFFICER
ATTACHMENT 3
CONTRACTS AND PURCHASES

ATTACHMENT 3

MONTHLY REPORT
GENERAL PROCUREMENT ACTIVITY

During the month of May there were 60 Purchase Orders awarded totaling \$611,921.02.

Approximately 69.92% or \$427,880.00 of the monthly dollar total was made available to MBE's and WBE's, representing 36.67% or 22 of the monthly total number of Purchase Orders.

Of the total monthly procurement available to MBE's and WBE's, approximately 20.47% or \$87,604.74 was awarded to MBE's and approximately 1.55% or \$6,636.36 was awarded to WBE's.

Of the total number of Purchase Orders available to MBE's and WBE's, approximately 27.27% or 6 Purchase Orders were awarded to MBE's and approximately 40.91% or 9 Purchase Orders were awarded to WBE's.



MONTHLY PURCHASING SUMMARY CALCULATOR

	AMOUNT	# PO s
MBE/WBE SOLICITED	\$333,638.90	7
MINORITY AWARDED	\$87,604.74	6
WOMEN AWARDED	\$6,636.36	9

MONTH END:	
May	2023

ALL OTHERS	AMOUNT	# PO s
	\$184,041.02	38

= REQUIRED

MONTHLY MBE/WBE BREAKDOWN

TYPE	AMOUNT	% OF
MBE \$ AWARDED	\$ 87,604.74	20.47%
MBE PO s AWARDED	6	27.27%
WBE \$ AWARDED	\$ 6,636.36	1.55%
WBE PO s AWARDED	9	40.91%

TOTAL AMOUNT MADE AVAILABLE TO MBEs/WBEs		# PO s
\$	427,880.00	22
% OF OVERALL TOTALS	69.92%	36.67%

OVERALL MONTHLY TOTAL		# PO s
\$	611,921.02	60

REPORT OF THE CHIEF EXECUTIVE OFFICER
ATTACHMENT 4
EEO REPORT

DRPA EEO CATEGORIES (By State)

	JOB TITLE	STATE OF RESIDENCE		
		DE	NJ	PA
1	Chief Executive Officer		1	
2	Chief Administrative Officer		1	
3	Chief Financial Officer		1	
4	Chief Operating Officer			1
5	General Counsel/Corporate Secretary			1
6	Deputy Chief Executive Officer			1
7	Chief Engineer		1	
8	Chief Security/Safety Officer		1	
9	Inspector General			1
<hr/>				
1	Bridge Director		1	1
2	Deputy General Counsel		1	
3	Director, Corporate Communications & Community Relations			
4	Director, Finance		1	
5	Director, Fleet Management			
6	Director, Government Relations & Grants Administration			1
7	Director, Homeland Security & Emergency Management		1	
8	Director, Human Resource Services		1	
9	Director, Information Services		1	
10	Director, Procurement			
11	Director, Risk Management		1	
12	Director, Strategic Initiatives		1	
13	Manager, Construction & Maintenance		1	
14	Manager, Planning & Design			1
15	Police Chief		1	
<hr/>				
1	Captain of Police		1	1
2	Construction & Maintenance Manager	1	1	2
3	Engineering Program Manager			1
4	Fleet Shop Manager		1	
5	Manager, Accounting			
6	Manager, Budget/Financial Analysis			
7	Manager, Community Relations			1
8	Manager, Contract Administration		1	
9	Manager, Corporate Communications			1
10	Manager, EEO		1	
11	Manager, ERP & Applications		1	
12	Manager, EZ Pass Technology & Toll Analysis			1
13	Manager, Government Relations		1	
14	Manager, Grants Administration			

DRPA EEO CATEGORIES (By State)

	JOB TITLE	STATE OF RESIDENCE		
		DE	NJ	PA
15	Manager, Internal Audit			1
16	Manager, IT Audit			
17	Manager, Payroll		1	
18	Manager, Procurement & Stores			1
19	Manager, Production Systems			1
20	Manager, Special Projects		1	
21	Sr. Project Manager			
22	Toll Manager		1	1
1	Accounts Payable & Receivable Supervisor			1
2	Electrical Foreman		5	
3	Fleet Foreman		2	
4	Highway Foreman	2	7	1
5	HVAC Foreman		2	
6	Lieutenant of Police		5	2
7	Maintenance Foreman		5	1
8	Plaza Supervisor		16	8
9	Purchasing Agent			
10	Sr. Accountant		1	
11	Supervisor, Cash Assurance		1	
12	Supervisor, Central Store Room			
13	Supervisor, EZ Pass Technology & Toll Analysis		1	
14	Supervisor, Mail Room		1	
15	Supervisor, Printing Services		1	
OFFICIALS & ADMINISTRATORS (Total By State)		3	72	31
TOTAL OFFICIALS & ADMINISTRATORS			106	
1	Accountant		1	
2	Analyst, EZ Pass Technology & Toll Analysis	1		
3	Budget Analyst		1	
4	C&M Technical Assistant		2	
5	Cash Assurance Auditor		3	
6	Contract Administrator			
7	Digital Communications Specialist		1	1
8	Financial Analyst		1	
9	Grants Specialist		2	
10	Graphic Design Administrator			1
11	HRIS Specialist			

DRPA EEO CATEGORIES (By State)

	JOB TITLE	STATE OF RESIDENCE		
		DE	NJ	PA
12	HRS Specialist		1	1
13	Purchasing Specialist		3	
14	Revenue Operations Assessor ETC		2	
15	Safety Specialist			1
<hr/>				
1	Administrator, Compensation/HRIS			
2	Administrator, Employee Relations, Programs & Policies			
3	Administrator, Staffing & Recruiting		1	
4	Administrator, Training & Employee Development			1
5	Associate Engineer		1	1
6	Auditor		1	
7	Claims Administrator		2	
8	EEO Specialist			
9	Engineering Program Analyst		1	
10	Management Analyst			1
11	Project Manager (Office of the CAO)		1	
12	Project Manager, Homeland Security & Emergency Management		2	
13	Records Manager		1	
<hr/>				
1	Assistant General Counsel		4	
2	Electrical Engineer		1	
3	Principal Engineer		2	
4	Senior Engineer		3	2
<hr/>				
PROFESSIONALS (Total By State)		1	37	9
<hr/>				
TOTAL PROFESSIONALS			47	
<hr/>				
1	Police Officer	3	58	19
<hr/>				
1	Corporal of Police		6	3
<hr/>				
1	Sergeant of Police		18	5

DRPA EEO CATEGORIES (By State)

JOB TITLE		STATE OF RESIDENCE		
		DE	NJ	PA
	PROTECTIVE SERVICE WORKERS (Total By State)	3	82	27
	TOTAL PROTECTIVE SERVICE WORKERS		112	
1	HVAC Technician		8	1
1	Auto Technician	1	11	3
1	Electrical Technician		18	4
1	Construction & Maintenance Mechanic	1	29	16
1	Maintenance Technician	3	28	9
	CRAFT WORKERS (SKILLED) (Total By State)	5	94	33
	TOTAL CRAFT WORKERS (SKILLED)		132	
1	Business Analyst		1	
2	Data Base Administrator		1	
3	Network Technician		1	3
4	Programmer/Analyst			1
5	Systems Administrator		8	1
6	User Support Administrator	1	1	1
7	User Support Group Leader			1
8	SAP Basis Administrator			
	TECHNICIANS (Total By State)	1	12	7
	TOTAL TECHNICIANS		20	

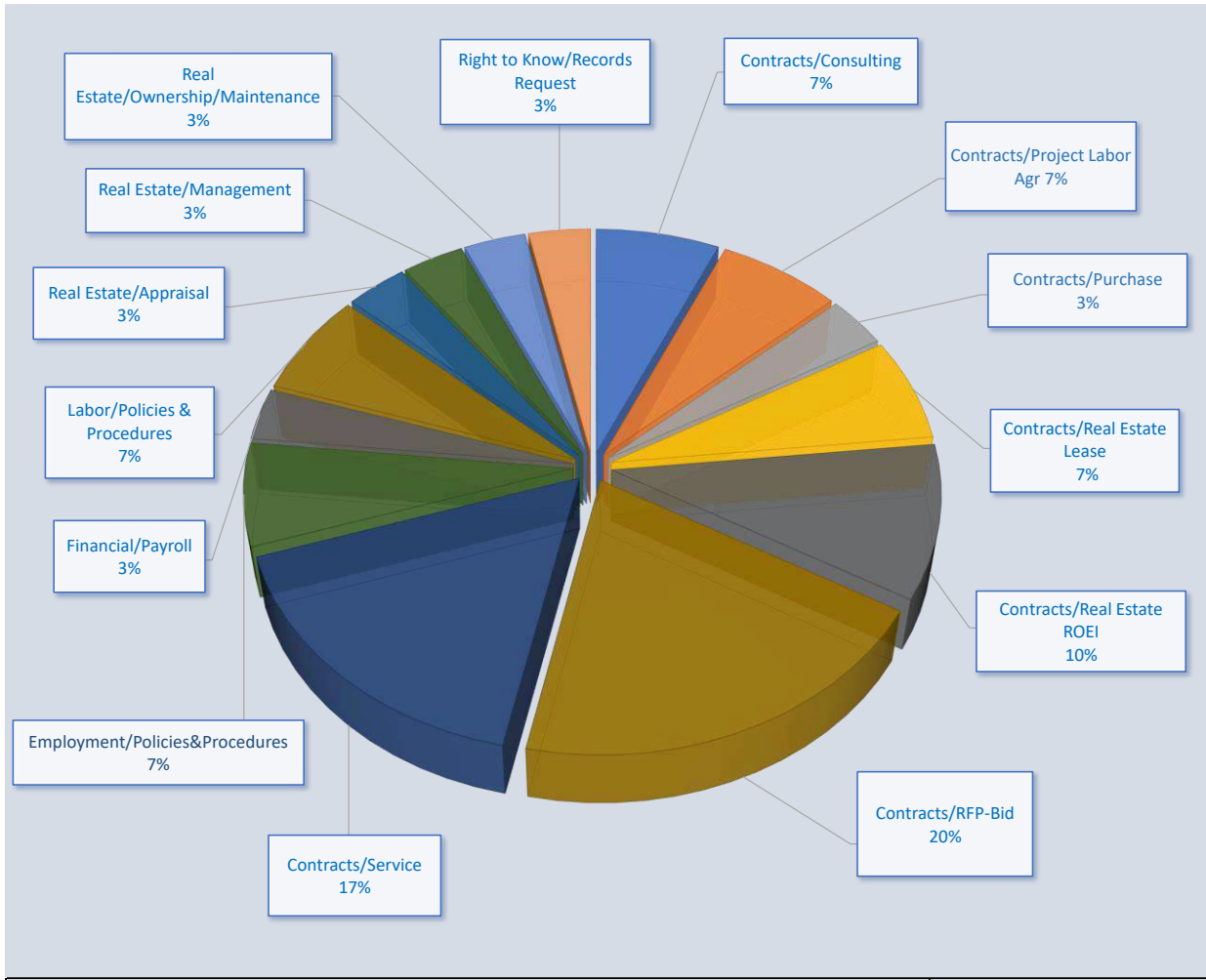
DRPA EEO CATEGORIES (By State)

	JOB TITLE	STATE OF RESIDENCE		
		DE	NJ	PA
1	Accounting Clerk		2	
2	Administrative Coordinator	1	9	9
3	Building Services Clerk		3	
4	Central Stores Clerk			1
5	Contracts Administration Clerk			
6	Customer Service Coordinator		2	
7	Data Management Coordinator		1	
8	Executive Assistant to the CEO		2	
9	Executive Legal Secretary		1	
10	File Clerk		1	1
11	Legal Assistant, Claims			
12	Legal Secretary		1	1
13	Media Specialist			1
14	Purchasing Clerk		1	
15	Reproduction Technician		1	1
Sub-Total NON-REP		1	24	14
1	Toll Collector	1	31	26
2	Revenue Operations Clerk		2	
1	Lead Dispatcher		1	
2	Dispatcher		9	6
Sub-Total IUOE		1	43	32
ADMINISTRATIVE SUPPORT (Total By State)		2	67	46
TOTAL ADMINISTRATIVE SUPPORT		115		
TOTAL EMPLOYEES BY STATE		15	364	153
TOTAL DRPA EMPLOYEES -		532		

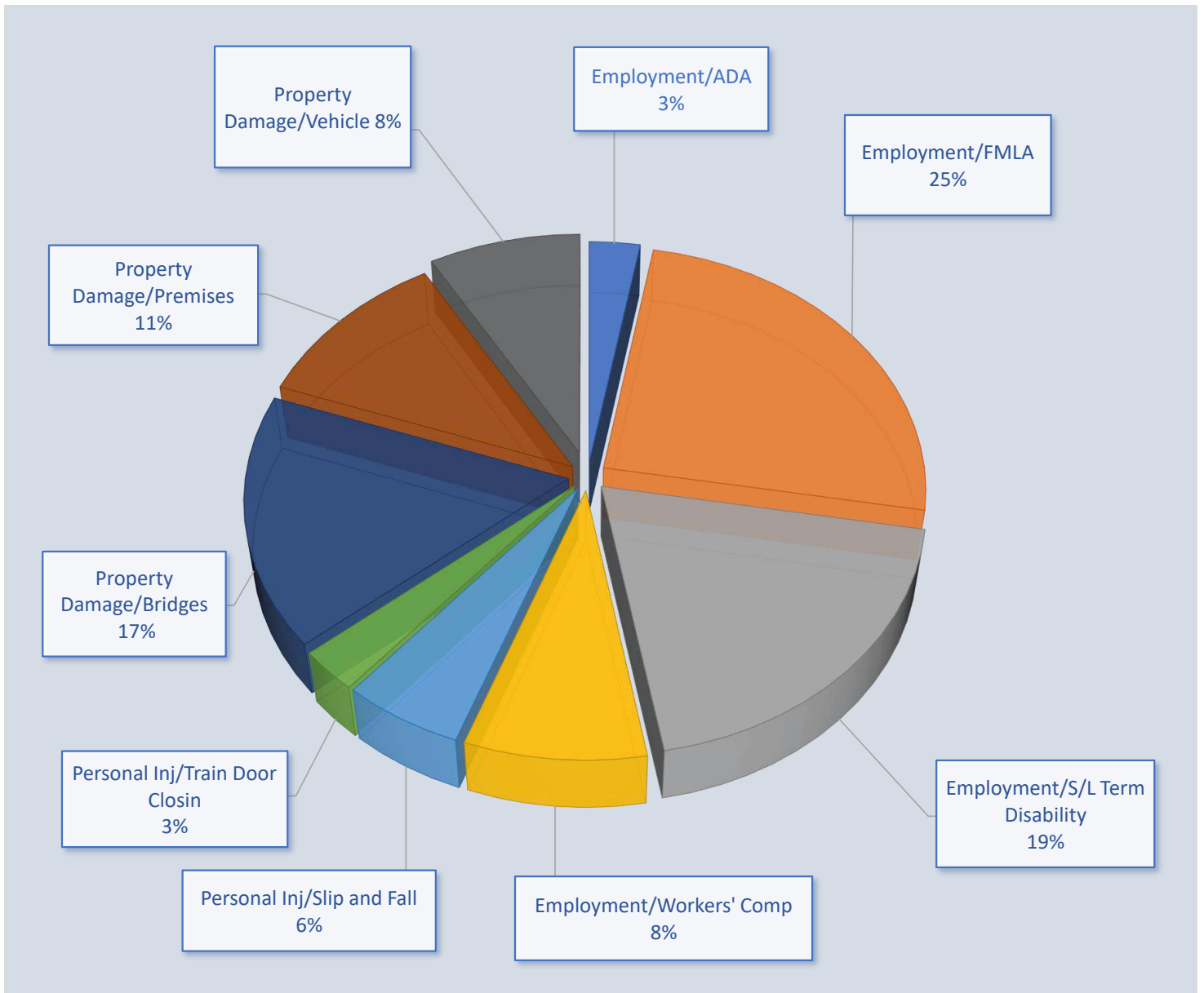
DRPA EEO CATEGORIES (By State)

JOB TITLE	STATE OF RESIDENCE		
	DE	NJ	PA
SUMMARY (Employee Class)			
NON-REP	5	133	54
	192		
IUOE	6	137	65
	208		
IBEW	1	12	7
	20		
FOP	3	82	27
	112		

REPORT OF THE CHIEF EXECUTIVE OFFICER
ATTACHMENT 5
LEGAL STATISTICS REPORT



Legal Matters	Opened
Contracts/Consulting	2
Contracts/Project Labor Agr	2
Contracts/Purchase	1
Contracts/Real Estate Lease	2
Contracts/Real Estate ROEI	3
Contracts/RFP-Bid	6
Contracts/Service	5
Employment/Policies&Procedures	2
Financial/Payroll	1
Labor/Policies & Procedures	2
Real Estate/Appraisal	1
Real Estate/Management	1
Real Estate/Ownership/Maintenance	1
Right to Know/Records Request	1
Grand Total	30



Litigation Matters	Opened
Employment/ADA	1
Employment/FMLA	9
Employment/S/L Term Disability	7
Employment/Workers' Comp	3
Personal Inj/Slip and Fall	2
Personal Inj/Train Door Closein	1
Property Damage/Bridges	6
Property Damage/Premises	4
Property Damage/Vehicle	3
Grand Total	36

**GOVERNMENT RELATIONS/
GRANTS ADMINISTRATION
& COMMUNITY RELATIONS**

GOVERNMENT & COMMUNITY RELATIONS & GRANTS ADMINISTRATION

COMMUNITY REQUEST KEEPS CYCLISTS ROLLING ACROSS BEN FRANKLIN BRIDGE WALKWAY



At the Delaware River Port Authority, we operate by the motto "Stewardship, Service, Community."

Our company's mission is to " provide for the safe and efficient operation of transportation services and facilities in a manner that creates value for the public we serve."

With this in mind, when a concerned resident recently contacted us, we knew it was our responsibility to take action. As a result of the [Ben Franklin Bridge Suspension Span & Anchorage Rehabilitation Project](#), the south pedestrian walkway was recently temporarily closed while the north pedestrian walkway was opened.

The resident stated they were worried about the difficulty of transporting their bicycle up and down the steps to access the 5th Street tunnel crossover on the Philadelphia side of the bridge. Upon hearing this, workers with the Ben Franklin Bridge Maintenance Department sprang into action and installed a sliding ramp along the side of the steps, making it easier for riders to transport their bikes up and down the steps.

A rider wrote to the DRPA in an email to say:

"I wanted to say THANK YOU! And please thank your bridge operations crew as well. I noticed recently that the ramps were installed on the Philadelphia side of the Ben Franklin Bridge footpath underpass. It just made me really happy that the DRPA was receptive to user feedback. I really appreciate that and wanted to make sure it didn't go unrecognized,"

At the DRPA, we build credibility, earn public trust, and create public value.

CFO REPORT

Report of the Chief Financial Officer

June 7, 2023

Board of Commissioners
 Delaware River Port Authority of Pennsylvania and New Jersey
 One Port Center
 2 Riverside Drive
 Camden, New Jersey 08101-1949

Re: **FINANCIAL SUMMARY**

To the Commissioners:

The following descriptive financial summary is primarily based on the unaudited financial summary, dated June 6, which follows this summary.

Current Trends

1. **Unaudited** YTD traffic figures of 19.2 million vehicles through April 2023 are up 5.2% over May 2022 or an increase of almost 1.0 million vehicles. Unaudited traffic was an estimated **92.0%** of pre-COVID 2019 numbers. Commercial traffic of 1.7 million vehicles is up about 2% over 2022 YTD figures. (Note: Each increase of 1% in traffic translates to an estimated \$3 million in additional toll revenues)
2. In April 2023, PATCO's ridership volumes were also above April 2022 figures, which in part is attributable to the lack of inclement weather during the three-month period vs. conditions in 2022. Recently, the ridership numbers have settled in the 46-49% range. (Note: Each increase of 1% in ridership translates to a \$250K - \$270K increase in annual revenues).
3. DRPA and PATCO personnel and non-personnel expenses are still being constrained in the current 2023 environment.
4. In the last five (5) months, capital expenditures have settled into an average of about \$8.1 million/month which remains slightly higher than the \$8.0 million/month during the last four (4) months of 2022.
5. General Fund balances totaled \$261.1 million as of May 31, a slight **decrease of \$2.5** during the month. The decrease is attributable to monthly capital expenditures and PATCO subsidy and other General Fund payments offsetting the monthly General Fund deposit of \$9.5 million. Thru May, General Fund transfers of \$33.4 million are about \$5 million higher than last year.

DRPA Traffic and Toll Revenues - 2023 Activity

2021 Summary

Total 2021 traffic of 46.6 million vehicles reflected a 6.3 million vehicle (or a 15.7%) **increase** compared against 2020 traffic volume of 40.3 million vehicles. Traffic during the full year 2021 was approximately 88% of pre-COVID 2019 numbers. Total YTD 2021 toll revenues of \$302.9 million **increased by \$34.8 million** (or by 13.0%) when compared against 2020 toll revenues of \$268.1 million. The average toll was \$6.49/vehicle for the year.

2022 Summary

Total 2022 traffic totaled 48.1 million vs. 46.6 million vehicles in 2021, which represents an **increase** of 1.5 million vehicles or of 3.2%. Toll revenues for 2022 were \$311.1 million vs. \$302.9 million in 2021, or an **increase** of \$8.2 million or 2.7%. The average toll decreased from \$6.49/per vehicle in 2021 to \$6.46/vehicle in 2022, due to the increase in non-commercial (i.e., passenger vehicle) traffic during the past year. 2022 audited traffic, when compared against 2019 figures, reflects **5.0 million fewer** vehicles, resulting in **reduced revenues of \$21.0 million**.

March 2023 YTD Audited Traffic/Revenue

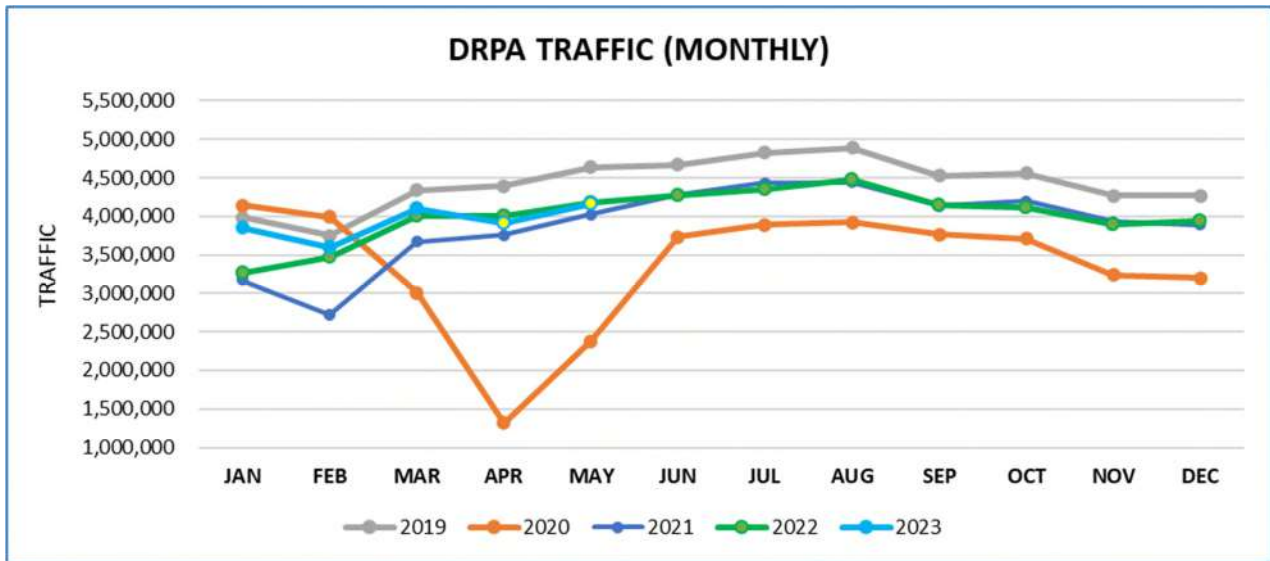
March 2023 traffic totaled 11.5 million vehicles vs. 10.7 million vehicles in 2022, which represents an **increase of 811,000** vehicles, or of 7.6%. Toll revenues for the same period in 2023 were \$74.8 million vs. \$70.6 million, or an **increase of \$4.2 million**, or of 6.0%. The average toll **decreased** from \$6.57/per vehicle in 2022 to \$6.48/vehicle due to the increase in non-commercial (i.e., passenger vehicle) traffic, during the past 12 months.

March 2023 YTD Audited Traffic/Revenue vs. Budget

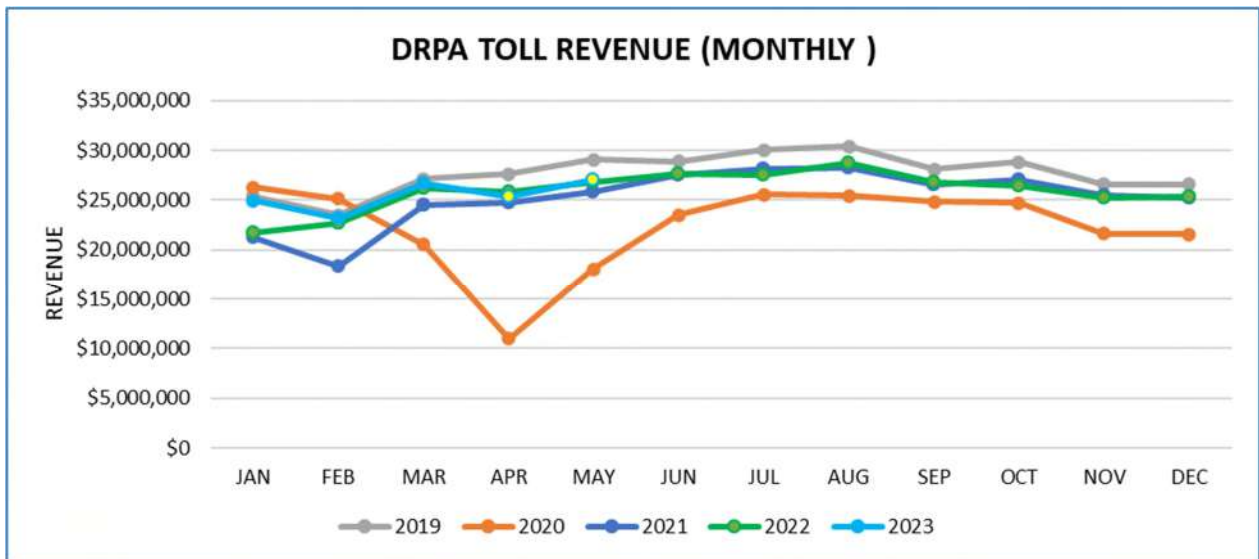
DRPA traffic was approximately 385K vehicles **above** budgeted traffic, and toll revenues were \$3.5 million **above** budgets (up 4.9%). The variance between budgeted and actual toll revenues would be much lower were it not for the average toll of \$6.48/vehicle, which is higher than the average of \$6.39 /vehicle originally budgeted for the year.

Overall Traffic and Revenue Trend since 2019 (through May 2023)

The overall traffic trend since January 2019 is shown in the chart below. (Note: The chart reflects audited actual figures for the period from January 2019 through March 2023 and unaudited figures for April and May 2023).



As noted above, traffic began to recover significantly in May and July 2020, and then trended downwards towards the end of 2020. In 2021, traffic volume showed a continued upward climb since April and reached, and at times exceeded, the 90% level vs. pre-pandemic 2019 volumes. 2022 traffic figures hovered around the 88-91% pre-COVID level. 2023 unaudited traffic, which had increased to 93-95% of pre-COVID volumes through February 2023, dropped slightly closer to the 91-92% level in April and May.



The Authority’s actual toll revenue results from January 2019 through March 2023 are captured in the above graph, while April and May 2023 revenues are estimated.

2020/2022 revenues: As bridge traffic volume has increased since the lowest levels of the pandemic, c has DRPA toll revenues. Actual annual bridge tolls were **down \$64 million in 2020 vs. 2019 toll revenues.**

2021 bridge toll revenues increased \$34.8 million vs. 2020, but still were **\$29 million under 2019 toll revenue numbers.**

2022 toll revenues increased to \$311.1 million up from 2021 revenues totaling \$302.9 million, a year-to-year increase of \$8.2 million, but the 2022 total toll revenues **still were \$21.0 million less than 2019 totals.**

Actual/Unaudited Monthly Traffic and Revenues vs. Budget *



TRAFFIC	JAN	FEB	MAR	APR	MAY	JUN	JUL	AUG	SEP	OCT	NOV	DEC
2020 % of 2019 (act.)	103.9%	106.6%	69.4%	30.1%	51.3%	80.0%	80.6%	80.2%	83.1%	81.4%	75.9%	74.9%
2021 % of 2019 (act.)	79.5%	72.7%	84.6%	85.5%	86.9%	91.7%	91.9%	90.8%	91.3%	92.0%	92.1%	91.1%
2022 % of 2019 (act.)	82.0%	92.7%	92.2%	91.2%	90.1%	91.6%	90.1%	91.5%	91.8%	90.0%	91.5%	92.3%
2023 % of 2019 (act.)	96.6%	95.9%	94.7%	89.0%*	89.8%*							
2023 Budget % of 2019 (act.)	92.5%	92.5%	92.5%	92.5%	92.5%	92.5%	93.0%	93.0%	93.0%	93.0%	93.0%	93.0%

* April and May 2023 are unaudited.

December YTD 2022 actual traffic and bridge toll revenues were lower than projected in the 2022 budget. The result was a **budget deficit of 1.0 million vehicles and \$0.8 million in revenues.** Traffic and toll revenues were **below budget by 2.0% and 0.3%, respectively.**

Thus far in 2023, traffic and revenues are higher than budgeted. January thru March traffic was budgeted at 92.5% of pre-COVID volumes vs. the actual numbers of approximately 95.7%, which explains most of the positive numbers for both traffic and revenues thus far this year. (Note: We have budgeted traffic at 92.5% of pre-COVID volumes for the first six (6) months of 2023 and, based on unaudited traffic for April and May, we appear to be ahead of budget for both traffic and revenues, in part due to the mild winter).

PATCO Ridership and Net Passenger Revenues

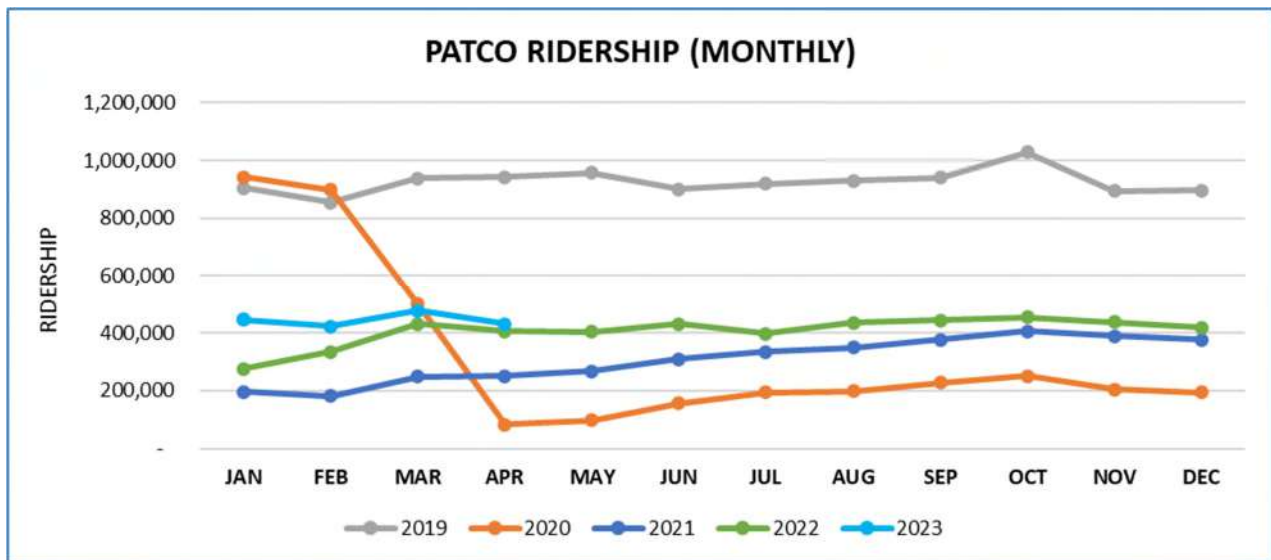
2021 v. 2019 Annual Numbers - When compared against 2019, PATCO ridership was **down 7.4 million** riders and net passenger revenues were **down \$18.7 million**.

2022 v. 2019 Annual Numbers – PATCO ridership and revenues were **down 6.2 million riders** and **\$15.8 million** vs. 2019 volumes, but noticeably improved vs. 2021 numbers.

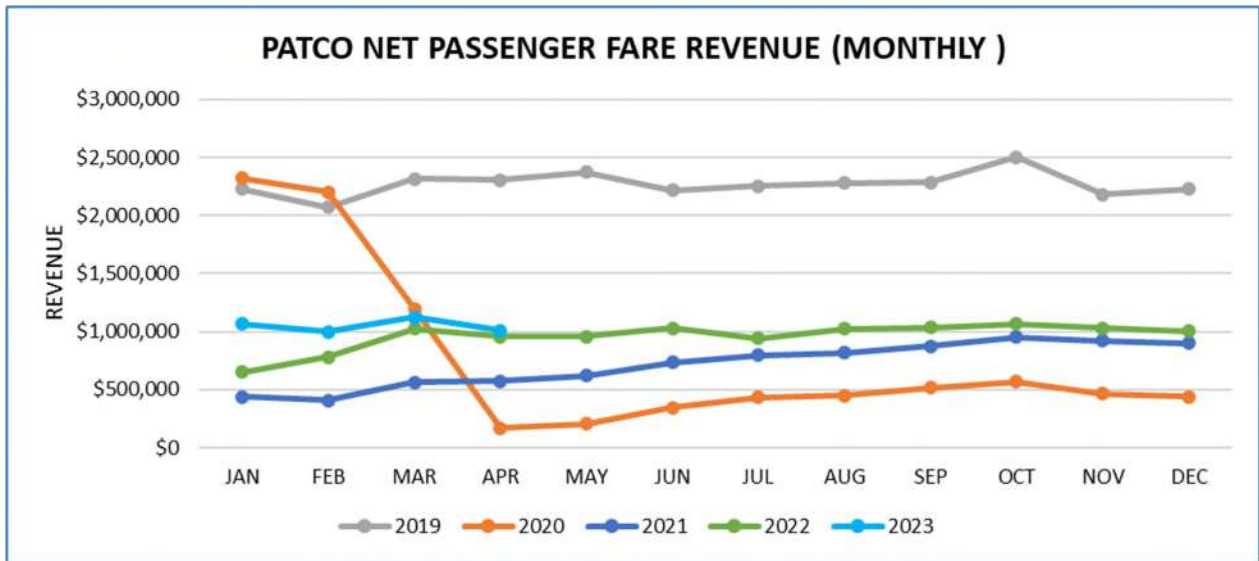
2022 v. 2021 Annual Numbers – PATCO ridership **increased by 1.2 million riders** to total 4.9 million for 2022. **Net passenger revenues increased by \$2.9 million** to total \$11.5 million, a **33.8% increase** vs. 2021 numbers totaling \$8.6 million.

April 2023 – Ridership/Passenger Revenues: April 2023 ridership and net passenger revenues improved vs. April 2022 actuals. PATCO 2023 YTD ridership improved by **324,300 riders**, totaling 1.84 million riders. Net revenues **increased by \$779,000** to total \$4.2 million. Both ridership and revenues increased by more than 22.4% over 2022 figures.

Overall Monthly Ridership Trend since 2019



As shown above, PATCO ridership, like bridge traffic, took a precipitous dive in mid-March 2020. In the fall and winter of 2020, ridership fluctuated between 22-24% of 2019 levels. In 2021, PATCO ridership climbed to and exceeded 43% of 2019 activity. Ridership trailed off a bit in early 2022 but continued to move upwards through the year. Thus far in 2023, ridership has been “settling” at the 47-50% level vs. 2019 numbers. (Last week, however, PATCO ridership slightly exceeded the 50% mark).



Monthly net passenger fare revenues in 2021 thru 2023 have followed the upward trend experienced in ridership. Thus far in 2023, April YTD net passenger revenues are up almost 22.8% above the revenues for April 2022 YTD.

Actual Ridership and Passenger Fare Revenue vs. Budget thru April 2023

Total YTD volumes through April reflect the fact that PATCO ridership is **above** the 2023 budget, with ridership **up almost 26,100 (or a 1.5% increase)** and with net passenger revenues **down slightly by \$25,860 (a decrease of 0.6%)**.



The chart below shows the actual ridership percentage vs. the monthly budgeted percentage projections for 2023. As noted, YTD ridership projections assumed that ridership would average about 48% of pre-COVID volumes for the first three months of 2023, whereas ridership has averaged slightly below 49% thus far this year. YTD, ridership and net revenues are close to budget.

RIDERSHIP	JAN	FEB	MAR	APR	MAY	JUN	JUL	AUG	SEP	OCT	NOV	DEC
2020 % of 2019 (act.)	104.2%	105.2%	53.4%	8.8%	10.2%	17.3%	21.0%	21.4%	24.2%	24.3%	23.0%	21.7%
2021 % of 2019 (act.)	21.6%	21.1%	26.4%	26.6%	27.9%	34.4%	36.5%	37.5%	40.1%	39.5%	43.4%	42.0%
2022 % of 2019 (act.)	30.5%	39.1%	46.0%	43.1%	42.2%	47.9%	43.3%	46.8%	47.2%	44.2%	48.8%	46.7%
2023 % of 2019 (act.)	49.2%	49.3%	50.8%	45.7%								
2023 Budget % of 2019 (act.)	48.0%	48.0%	48.0%	48.0%	50.0%	50.0%	50.0%	50.0%	55.0%	55.0%	55.0%	55.0%

Actual 2023 net passenger fare revenues are higher than 2022 numbers and are slightly below 2023 projections (see above).

DRPA and PATCO YTD Operating Budget vs. Actual

The combined March 2023 unaudited expenses for DRPA and PATCO totaled \$38.0 million against combined budgets of \$45.0 million, resulting in a **\$7.0 million, or a 15.6% under-budget** situation. The actual expenditures are reflective of lower personnel expenses (salary, benefits, pension, etc.) and delayed spending during January and February, resulting from the continued cost-constraints that both DRPA and PATCO have placed on spending.



2022 Capital Plan Funding (General Fund)

2020: As of December 31, 2020, the combined balance of bond project and general funds totaled \$430.7 million, which reflected a **\$124.6 million (or a 22.5%) decrease** during the year. (Audited capital expenditures exceeded \$202 million during 2020).

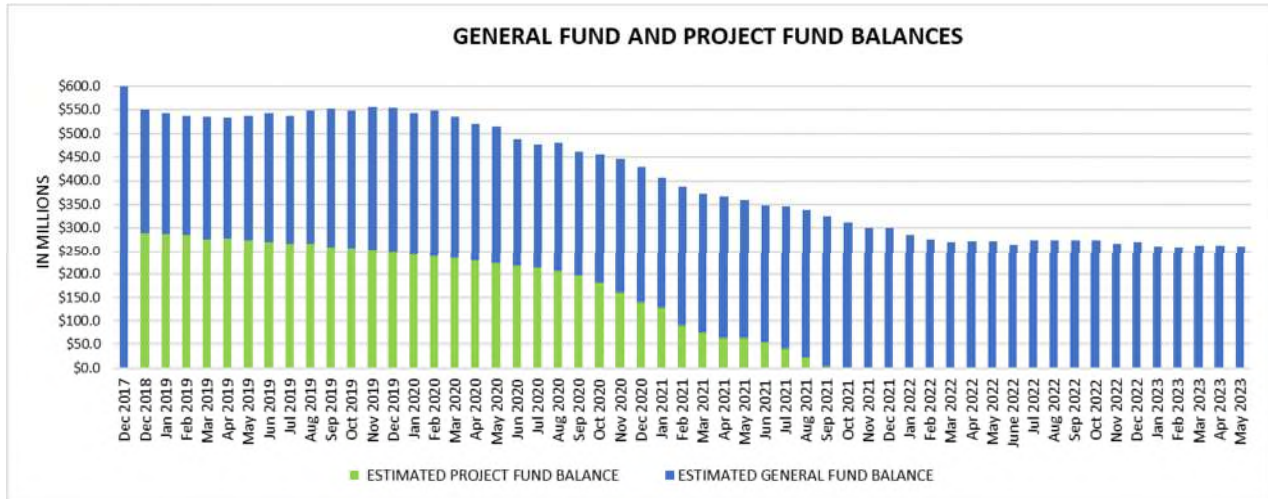
2021: As of December 31, 2021, the General Fund (GF) balances totaled approx. \$299.8 million. Combined project fund and GF balances **decreased by approx. \$130.1 million** during the year. No bond project funds remain. (Audited capital expenditures totaled almost \$191 million during 2021)

In the past two years robust capital expenditures and funding the PATCO subsidy have contributed to a **\$254 million reduction** in bond project and GF balances.

2022: As of December 31, 2022, the General Fund totaled approx. \$270.6 million, which reflected a **\$29.2 million (or a 9.7%) decrease** during the year.

During May 2023, the GF balance **decreased by \$2.5 million** to total \$261.1 million, as capital expenditures and PATCO subsidy payments offset by the monthly General Fund deposit.

General Fund/Project Fund Historical View



	DEC 2017	DEC 2018	DEC 2019	DEC 2020	DEC 2021	DEC 2022	MAY 2023	CHANGE FROM PREVIOUS MONTH
EST GF BALANCE	\$600.1	\$260.7	\$305.5	\$289.4	\$299.8	\$270.6	\$261.1	\$0.2
EST PF BALANCE	\$0.0	\$290.0	\$249.0	\$140.5	\$0.0	\$0.0	\$0.0	\$0.0
TOTAL FUNDS AVAILABLE	\$600.1	\$550.7	\$554.5	\$429.9	\$299.8	\$270.6	\$261.1	\$0.2
CHANGE FROM PRIOR YEAR		(\$49.4)	\$3.9	(\$124.6)	(\$130.1)	(\$29.2)	(\$9.4)	

The chart above shows a **decrease** in the General Fund and bond project fund monies available over time. In 2018, the GF exceeded \$600 million, just prior to the use of \$282 million to defease the 2010 Bonds, and the issuance of \$290 million in new bond project funds. Beginning in 2019, “long-lived” capital projects were primarily funded through our bond project funds, until the funds were exhausted in 2021. Since that time, capital expenditures have been funded by GF monies.

The General Fund balance totaled approx. \$270.6 million, as of December 31, 2022. Through the first five (5) months of 2023, this total has now **decreased by \$9.5 million** down to \$261.1 million. Despite higher toll revenues thus far in 2023, we expect the General Fund total to continue to decrease throughout the year, attributable to the 2023 Capital Budget expenditures and the PATCO subsidy, and the loss of FTA federal transit operating grant funds.

BOND - RELATED

The Authority issued a RFQ in mid-April wherein bond underwriters were invited to submit proposals to be included in a “bond underwriters pool” from which the Authority can select underwriters to assist us when issuing bonds during the next three to five years. Submitter responses were reviewed and evaluated by an Evaluation Committee and twenty-four (24) underwriting firms were confirmed as “qualified” for the bond pool. A total of nine (9) “under-represented” firms qualified as either Senior or Co-Managers for the pool.

Finalization of this bond pool is important in that it is the Authority’s intention to fully refund the remaining 2013 revenue bonds, in the amount of \$243.9 million, if conditions are ideal,

sometime in the fourth quarter of this year.

GFOA Certificate of Excellence

I am pleased to announce that the Authority's annual comprehensive financial report for the year ended December 31, 2021, was awarded the *Certificate of Achievement for Excellence in Financial Reporting* by the Government Finance Officers Association of the United States and Canada (GFOA). (Please see the GFOA *News Release* which follows the financial summary in this section of the Board packet.)

The Certificate of Achievement is the highest form of recognition for excellence in state and local government financial reporting. In order to be awarded a Certificate of Achievement, a government must publish an easily readable and efficiently organized annual comprehensive financial report. This report must satisfy both generally accepted accounting principles and applicable legal requirements.

This award represents the collaborative efforts between various departments, especially the Office of Inspector General, the Finance Division, Corporate Communications, and the Print Shop.

A Certificate of Achievement is valid for a period of one year only. We believe that our current annual comprehensive financial report when completed will continue to meet the Certificate of Achievement Program's requirements and we plan on submitting it to GFOA to determine its eligibility for another certificate.

Respectfully submitted,

James M. White, Jr.

CFO/Treasurer

CONSULTATIVE AND DELIBERATIVE WORKPAPERS
DRPA/PATCO UNAUDITED FINANCIAL SUMMARY
June 6, 2023

DRPA TRAFFIC / PATCO RIDERSHIP AND REVENUE				
YEAR-TO-YEAR COMPARISON				
2023 vs. 2022 YTD thru 3/31/2023	2023 Actual	2022 Actual	Year-to-Year Change	% Change
DRPA Traffic	11,548,006	10,736,645	811,361	7.56%
DRPA Toll Revenues	\$74,794,395	\$70,583,911	\$4,210,484	5.97%
Average Toll	\$6.4768	\$6.5741	(\$0.0973)	(1.48%)
DRPA Traffic Increase (Decrease) from prior month			107,895	
DRPA Revenue Increase (Decrease) from prior month			\$420,743	
2023 vs. 2019 YTD thru 3/31/2023	2023 Actual	2019 Actual	Year-to-Year Change	% Change
DRPA Traffic	11,548,006	12,067,672	(519,666)	(4.31%)
DRPA Toll Revenues	\$74,794,395	\$76,007,210	(\$1,212,815)	(1.60%)
Average Toll	\$6.4768	\$6.2984	\$0.1784	2.83%
2023 vs. 2022 YTD thru 4/30/2023	2023 Actual	2022 Actual	Year-to-Year Change	% Change
PATCO Ridership	1,773,715	1,449,427	324,288	22.37%
PATCO Net Passenger Revenues	\$4,191,371	\$3,412,651	\$778,719	22.82%
Average Fare	\$2.3630	\$2.3545	\$0.0086	0.36%
PATCO Ridership Increase (Decrease) from prior month			24,117	
PATCO Revenue Increase (Decrease) from prior month			\$53,563	
2023 vs. 2019 YTD thru 4/30/2023	2023 Actual	2019 Actual	Year-to-Year Change	% Change
PATCO Ridership	1,773,715	3,640,870	(1,867,155)	(51.28%)
PATCO Net Passenger Revenues	\$4,191,371	\$8,923,589	(\$4,732,218)	(53.03%)
Average Fare	\$2.3630	\$2.4509	(\$0.0879)	(3.59%)
BUDGET VS. ACTUAL				
2023 YTD thru 3/31/2023	2023 Budget (3 mo)	2023 Actual (3 mo)	(Under) / Over Budget	% (Under) / Over Budget
DRPA Traffic	11,162,597	11,548,006	385,409	3.45%
DRPA Toll Revenues	\$71,328,995	\$74,794,395	\$3,465,400	4.86%
DRPA Traffic Increase (Decrease) from prior month			93,732	
DRPA Revenue Increase (Decrease) from prior month			\$1,005,738	
Frequent Bridge Traveler Credit	\$396,576	\$299,780	(\$96,796)	(24.41%)
Delayed Transaction (Net) Revenue	\$453,230	\$1,303,732	\$850,502	187.65%
# of Transactions Reviewed: 253,424 YTD 2023				
2023 YTD thru 4/30/2023	2023 Budget (4 mo)	2023 YTD Actual (4 mo)	(Under) / Over Budget	% (Under) / Over Budget
PATCO Ridership	1,747,617	1,773,715	26,098	1.49%
PATCO Net Passenger Revenues	\$4,217,232	\$4,191,371	(\$25,861)	(0.61%)
PATCO Ridership Increase (Decrease) from prior month			(22,041)	
PATCO Revenue Increase (Decrease) from prior month			(\$81,248)	
OPERATING EXPENSES - YTD MARCH 2023				
BUDGET VS. ACTUAL (UNAUDITED) *				
2023 YTD thru 3/31/2023	2023 YTD Budget	2023 YTD Actual	(Under) / Over Budget	% (Under) / Over Budget
DRPA Budget	\$28,951,051	\$23,697,156	(\$5,253,895)	(18.15%)
PATCO Budget	\$16,075,695	\$14,317,250	(\$1,758,445)	(10.94%)
Total	\$45,026,745	\$38,014,406	(\$7,012,339)	(15.57%)
Change in Budget variance			(\$1,162,972)	
* DRPA and PATCO actuals are preliminary				
2023 YTD thru 3/31/2023	2023 YTD Budget	2023 YTD Actual	(Under) / Over Budget	% (Under) / Over Budget
PATCO Subsidy	(\$12,747,561)	(\$10,910,544)	(\$1,837,017)	(14.41%)

CONSULTATIVE AND DELIBERATIVE WORKPAPERS
DRPA/PATCO UNAUDITED FINANCIAL SUMMARY
June 6, 2023

ESTIMATED GENERAL FUND BALANCE AVAILABLE TO FUND CAPITAL PROGRAM	
Estimated Balance as of 5/31/2023	\$261.1 million
Estimated change from previous month	(\$2.5) million
Estimated Balance as of 12/31/2022	\$270.6 million
Estimated Balance as of 12/31/2021 *	\$299.8 million
Estimated Balance as of 12/31/2020 *	\$429.9 million
Estimated Balance as of 12/31/2019 *	\$554.5 million
Estimated Balance as of 12/31/2018 *	\$552.7 million

* Includes Project Funds

TOTAL DRPA BOND DEBT				
As of 5/31/2023 (in thousands of dollars)				
	Principal Outstanding	% of Total	Bond Ratings (Moody's/S&P)	Updates
Revenue Bonds	\$ 933,935	94.6%	A1 / A +	In March 2022, S&P affirmed the Authority's ratings for both its revenue and PDP bonds. Moody's affirmed the ratings on the revenue bonds and upgraded the PDP bonds from Baa1 to A3.
PDP Bonds	53,305	5.4%	A3 / A	
Total Debt	\$ 987,240	100.0%		Both Moody's & S&P affirmed rates in November 2022 prior to the 2012 bond refunding.

Total Debt is at its lowest level since 2012.

Total Debt was reduced by \$71.7 million after 1/1/2022 principal payment. Debt was further reduced by \$12.3 million after the 2022 revenue bond refunding (May) and reduced by another \$28.4 million after the 2022 port district project bond refunding (Dec). Total Debt was reduced again by \$60.1 million after 1/1/2023 principal payment.

RATINGS ACTIONS

In April 2016, S&P upgraded DRPA's PDP Bond ratings from "BBB" to "A-". The Revenue Bonds were affirmed at "A", stable outlook.

In August 2017 S&P reaffirmed the existing bond ratings. On Nov. 16, 2018, S&P upgraded all DRPA Revenue and PDP bonds, taking the revenue bonds to "A+" from "A" and the PDP bonds from "Baa3" to "Baa2". S&P changed outlook to negative in mid-March 2020.

In October 2017, Moody's upgraded DRPA's Revenue Bond ratings from "A3" to "A2" with a stable outlook and upgraded the PDP Bond ratings from "Baa3" to "Baa2" with a stable outlook. Moody's raised the "outlook" on all bonds, from stable to positive. Moody's upgraded the DRPA Revenue and PDP Bonds on Feb. 4, 2020, with a stable outlook. Moody's changed entire toll sector to negative outlook on 3/20/20.

In April 2021, S&P changed outlook from negative to stable.

2018-2019 ACTION PLAN INITIATIVES

- DRPA extended Barclays LOC for 4 year term at slightly reduced LOC facility costs.
- DRPA Board has authorized defeasement of all or portion of 2010D bonds based on market conditions
- DRPA Board has authorized new money issuance subject to market conditions
- DRPA assessing impact of new tax law on FRN (Floating Rate Notes) procured with 3 banks in 2016. (See principal amounts above)
- Investment analysis of General Fund and new proposed investment guidelines to be discussed again at Finance Committee meeting in early 2019.
- Renegotiated FRN rate with Wells Fargo.
- November 16: 2010D Bonds Defeased in the amount of \$308.4 million using \$281.6 million in General Funds
- December 12: Terminated the 2000 Swaptions (Inactive)
- December 18: Issuance of 2018 Revenue Bonds Series A \$273.5 million, Revenue Refunding Bonds Series B \$404.1 million, Revenue Bonds Series C \$22.9 million and Terminated the remainder of the swaps. The DRPA has eliminated ALL variable rate debt, and swaps, as of 12/18/18.

- New investment policy approved by Finance and Board in Feb. Phase I of implementation: Contacted existing money managers on new policy, after veto period expired.

2021 ACTION PLAN INITIATIVES

- Termination of Maintenance Reserve Fund Forward Delivery Agreement - Net of \$593K
- Board Authorization per SS&R to refund, if prudent, the 2012 PDP bonds
- Expansion of extension of the bond pool to December 31, 2021
- Underwriter team selected. Full bond team not yet assembled.

2022 ACTION PLAN INITIATIVES

- Bond Refunding Team Kick-off February 2, 2022
- Ratings presentations made on March 1 and 2. Moody's upgraded the PDP bonds (Update: bond refunding ratings have been withdrawn due to postponement of the two bond refundings).
- The Authority closed on its 2022 revenue bond refunding via a bank private placement on May 4, 2022 which will generate average annual savings of approx. \$3-4 million per year. (The higher number is dependent on converting the taxable bonds to tax exempt bonds in early 2024).
- On November 1, 2022, Moody's and S&P affirmed the ratings, with a stable outlook, to the 2022 PDP Bonds, Series 2022. On November 17, underwriters facilitated the pricing on the 2022 PDP Refunding Bonds. The Authority closed on the issuance of \$53.3 million in 2022 Port District Refunding Bonds on December 6. Expected savings of \$16.7 million over 5 years.

2023 ACTION PLAN INITIATIVES

- RFP under development to create a new 5-year bond pool of potential underwriters to underwrite future bond transactions. On April 20, 2023, an advertisement of the availability of Statemen of Qualification (SOQ) for a pool of municipal bond underwriters was posted on the DRPA website and the full SOQ was made available after registering with the Ariba Network. An evaluation team has reviewed the responses and has finalized the list of qualified firms. An SS&R will be presented to the Finance Committee on June 7, 2023.
- The Authority intends to refund all or a portion of the remaining outstanding 2013 revenue bonds (\$243.9 million) if conditions are favorable later this year.



GOVERNMENT FINANCE OFFICERS ASSOCIATION
NEWS RELEASE

FOR IMMEDIATE RELEASE

5/31/2023

For more information contact:
Michele Mark Levine, Director/TSC
Phone: (312) 977-9700
Fax: (312) 977-4806
Email: mlevine@gfoa.org

(Chicago, Illinois)—Government Finance Officers Association of the United States and Canada (GFOA) has awarded the Certificate of Achievement for Excellence in Financial Reporting to **Delaware River Port Authority** for its annual comprehensive financial report for the fiscal year ended December 31, 2021. The report has been judged by an impartial panel to meet the high standards of the program, which includes demonstrating a constructive "spirit of full disclosure" to clearly communicate its financial story and motivate potential users and user groups to read the report.

The Certificate of Achievement is the highest form of recognition in the area of governmental accounting and financial reporting, and its attainment represents a significant accomplishment by a government and its management.

Government Finance Officers Association (GFOA) advances excellence in government finance by providing best practices, professional development, resources, and practical research for more than 21,000 members and the communities they serve.

DRPA BOARD MINUTES

**DELAWARE RIVER PORT AUTHORITY
BOARD MEETING**

52

**One Port Center
Camden, New Jersey
Wednesday, May 17, 2023**

Pennsylvania Commissioners

Gregory Schwab
Hayden Rigo (for Pennsylvania Auditor General Timothy DeFoor) (via Zoom)
James Snell (for Pennsylvania Treasurer Stacy Garrity) (via Zoom)
Keiwana McKinney (via Zoom)
Donna Powell (via Zoom)
Angelina Perryman (via Zoom)
Robert Ghormoz (via Zoom)

New Jersey Commissioners

Jeffrey Nash, Esq., Vice Chairman of the Board
Albert Frattali
Charles Fentress (via Zoom)
Sara Lipsett (via Zoom)
Richard Sweeney (via Zoom)
Daniel Christy (via Zoom)
Bruce Garganio (via Zoom)
Aarron Nelson (via Zoom)

DRPA/PATCO Staff

John T. Hanson, Chief Executive Officer
Jalila Parker, Deputy Chief Executive Officer
Raymond J. Santarelli, General Counsel and Corporate Secretary
James White, Chief Financial Officer
Toni Brown, Chief Administrative Officer
John Rink, PATCO General Manager
David Aubrey, Inspector General
Stephen Holden, Deputy General Counsel
Michael Venuto, Chief Engineer
Robert Finnegan, Chief Safety and Security Officer
Rohan Hepkins, PATCO Assistant General Manager
Ricardo DeOliveira, Bridge Director, CBB & WWB (via Zoom)
Joseph McAroy, Bridge Director, BFB & BRB (via Zoom)
Amy Ash, Manager, Contract Administration
Christopher Jones, Director, Information Services
Matt Licata, Acting Director, Fleet Management
Christina Maroney, Director, Strategic Initiatives
Kathleen Vandy, Assistant General Counsel
Dawn Whiton, Executive Assistant to the CEO
Mike Williams, Manager, Corporate Communications
Elizabeth Saylor, Administrative Coordinator, Corporate Secretary (via Zoom)

Others Present

Janice Venables, Associate Counsel, New Jersey Governor's Authorities Unit
Christopher Gibson, Esq., Archer & Greiner, P.C.

Alan Kessler, Esq., Duane Morris, LLP (via Zoom)
 Alan Becker, Citizens' Advisory Committee

OPEN SESSION

Moment of Silence and Pledge of Allegiance

Vice Chair Nash requested that everyone rise, observe a moment of silence and recite the Pledge of Allegiance.

Vice Chair Nash congratulated Chairwoman Parker on her victory in the Philadelphia Mayoral Primary.

Vice Chair Nash called the meeting to order at 9:01 a.m. and asked that the Corporate Secretary call the roll.

Roll Call

The following were present, constituting a quorum: Vice Chair Nash, and Commissioners Frattali, Fentress, Schwab, Rigo, Snell, McKinney, Lipsett, Powell, Christy, Ghormoz, Perryman, Nelson, Garganio and Sweeney.

Public Comment

There was no public comment.

Report of the Chief Executive Officer

Chief Executive Officer Hanson stated that his Report stood as previously submitted. There were no questions or comments. Commissioner Frattali moved to approve the CEO's Report and Commissioner Sweeney seconded the motion. All Commissioners in attendance voted in the affirmative. The motion carried.

Report of the Chief Financial Officer

Chief Financial Officer White stated that his Report stood as previously submitted. There were no questions or comments.

Approval of the April 19, 2023 DRPA Board Meeting Minutes

Vice Chair Nash stated that the April 19, 2023 DRPA Board Meeting Minutes were previously provided to all Commissioners and the Governors of New Jersey and Pennsylvania. There were no comments or corrections to the Minutes. Commissioner Snell moved to approve the Minutes and Commissioner Christy seconded the motion. All Commissioners in attendance voted in the affirmative to approve the Minutes as submitted. The motion carried.

Receipt and Filing of the Lists of Previously Approved Payments covering the Months of March and April 2023

Vice Chair Nash stated that the Lists of Previously Approved Payments covering the months of March and April 2023 were previously provided to all Commissioners. There were no questions or comments. Commissioner Schwab moved to receive and file the Lists and Commissioner Perryman seconded the motion. All Commissioners in attendance voted in the affirmative. The motion carried.

Receipt and Filing of the List of Previously Approved Purchase Orders and Contracts covering the Month of April 2023

Vice Chair Nash stated that the List of Previously Approved Purchase Orders and Contracts covering the month of April 2023 was previously provided to all Commissioners. There were no questions or comments. Commissioner Ghormoz moved to receive and file the List and Commissioner Sweeney seconded the motion. All Commissioners in attendance voted in the affirmative. The motion carried.

Approval of Operations & Maintenance Committee Meeting Minutes of May 2, 2023

Vice Chair Nash stated that the Minutes of the May 2, 2023 Operations & Maintenance Committee Meeting were previously provided to all Commissioners. There were no comments or corrections. Commissioner Fentress moved to approve the Minutes and Commissioner Snell seconded the motion. All Commissioners in attendance voted in the affirmative to approve the Minutes as submitted. The motion carried.

Adoption of Resolutions Approved by the Operations & Maintenance Committee on May 2, 2023

Vice Chair Nash stated that there were three (3) Resolutions from the May 2, 2023 Operations & Maintenance Committee Meeting for consideration:

DRPA-23-037 Contract No. 11-H, PATCO Lindenwold Control Center

Chief Engineer Venuto presented the Summary Statement and Resolution seeking Board authorization to negotiate a construction contract in the amount of \$19,434,000.00 with A.P. Construction, Inc. to construct a new PATCO control center within the Lindenwold Shop and Yard Complex. Vice Chair Nash inquired whether the Commissioners had any questions for staff concerning the Resolution. There were no questions. Commissioner Frattali moved to adopt the Resolution and Commissioner Snell seconded the motion. All Commissioners in attendance voted in the affirmative. The motion carried and the Board adopted the Resolution.

DRPA-23-038 Capital Project Contract Modifications

Chief Engineer Venuto presented the Summary Statement and Resolution seeking Board authorization for execution of contract modifications to two contracts and for the Board to amend the 2023 Capital Budget to include the increase in contract amounts being requested for the two contracts: 1) the firm of Gannett Fleming for Design Services for PATCO Control Center Relocation in an adjusted, increased amount of \$91,736.36; and, 2) Jacobs Project Management Company for Construction Monitoring and Constructability Review for Contract 11-H, PATCO Lindenwold Control Center, in an adjusted, increased amount of \$315,795.00. Vice Chair Nash inquired whether Commissioners had any questions for staff concerning the Resolution. There were no questions. Commissioner Schwab moved to adopt the Resolution and Commissioner Perryman seconded the motion. All Commissioners in attendance voted in the affirmative to adopt the Resolution. The motion carried and the Board adopted the Resolution.

DRPA-23-039 One (1) Wheel Loader

Acting Fleet Management Director Licata presented the Summary Statement and Resolution seeking Board authorization to negotiate a purchase contract with Groff Tractor Mid Atlantic, LLC to purchase one (1) case 521GXR wheel loader, in the amount of \$189,035.00. The materials and work will be provided under the Sourcewell Contract #032119-CNH. Vice Chair Nash inquired whether Commissioners had any questions for staff concerning the Resolution. Vice Chairman Nash Commissioner asked what happened to the old loader; Acting Fleet Management Director Licata explained that as it was at the end of its useful life it would be sold at auction. Commissioner Powell moved to adopt the Resolution and Commissioner Sweeney seconded the motion. All Commissioners in attendance voted in the affirmative to adopt the Resolution. The motion carried and the Board adopted the Resolution.

Approval of Labor Committee Meeting Minutes of May 2, 2023

Vice Chair Nash stated that the Minutes of the May 2, 2023 Labor Committee Meeting were previously provided to all Commissioners. There were no comments or corrections. Commissioner Nelson moved to approve the Minutes and Commissioner Snell seconded the motion. All Commissioners in attendance voted in the affirmative to approve the Minutes as submitted. The motion carried.

Adoption of Resolutions Approved by the Labor Committee on May 2, 2023

Vice Chair Nash stated that there were three (3) Resolutions from the May 2, 2023 Finance Committee Meeting for consideration:

**DRPA-23-040 Amendment to Collective Bargaining Agreement
between Delaware River Port Authority and Fraternal
Order of Police Penn-Jersey Lodge 30.**

General Counsel Santarelli presented the Summary Statement and Resolution seeking Board approval for an amendment to DRPA's labor contract with the Fraternal Order of Police Penn-Jersey Lodge 30 (FOP) to authorize a retention payment in the amount of \$1,500.00, payable in December 2023 and December 2024. CEO Hanson discussed the goal of employee retention and equity for represented and non-represented employees. Vice Chair Nash inquired whether the Commissioners had any questions for staff concerning the Resolution. There were no questions. Commissioner Fentress moved to adopt the Resolution and Commissioner Schwab seconded the motion. All Commissioners in attendance voted in the affirmative to adopt the Resolution. The motion carried and the Board adopted the Resolution.

**DRPA-23-041 Collective Bargaining Agreement between Delaware
River Port Authority and International Union of
Operating Engineers Local 542 – Extension through
December 31, 2025.**

General Counsel Santarelli presented the Summary Statement and Resolution seeking Board approval of the economic provisions and terms delineated in the Resolution's Attachment A to extend the DRPA's labor contract with the International Union of Operating Engineers Local 542

(IUOE) through December 31, 2025. General Counsel Santarelli reviewed the specific provisions and terms of Attachment A. Vice Chair Nash inquired whether the Commissioners had any questions for staff concerning the Resolution. There were no questions. Commissioner Sweeney moved to adopt the Resolution and Commissioner Fentress seconded the motion. All Commissioners in attendance voted in the affirmative to adopt the Resolution. The motion carried and the Board adopted the Resolution.

DRPA-23-041 Collective Bargaining Agreement between Delaware River Port Authority and International Brotherhood of Electrical Workers Local 351 – Extension through December 31, 2025.

General Counsel Santarelli presented the Summary Statement and Resolution seeking Board approval of the economic provisions and terms delineated in the Resolution's Attachment A to extend the DRPA's labor contract with the International Brotherhood of Electrical Workers Local 351 (IBEW) through December 31, 2025. General Counsel Santarelli reviewed the specific provisions and terms of Attachment A. Vice Chair Nash inquired whether the Commissioners had any questions for staff concerning the Resolution. There were no questions. Commissioner Snell moved to adopt the Resolution and Commissioner Rigo seconded the motion. All Commissioners in attendance voted in the affirmative to adopt the Resolution. The motion carried and the Board adopted the Resolution.

Approval of Finance Committee Meeting Minutes of May 3, 2023

Vice Chair Nash stated that the Minutes of the May 3, 2023 Finance Committee Meeting were previously provided to all Commissioners. There were no comments or corrections. Commissioner Garganio moved to approve the Minutes and Commissioner Fentress seconded the motion. All Commissioners in attendance voted in the affirmative to approve the Minutes as submitted. The motion carried.

Adoption of Resolutions Approved by the Finance Committee on May 3, 2023

Vice Chair Nash stated that there were two (2) Resolutions from the May 3, 2023 Finance Committee Meeting for consideration:

DRPA-23-043 Walt Whitman Bridge Infrastructure Hardening - Switches.

Information Services Director Jones presented the Summary Statement and Resolution seeking Board approval for staff to negotiate a contract with e-Plus Technology, Inc. for the procurement of hardware upgrades to the Authority's network infrastructure, in an amount not to exceed \$297,131.88. The purchase is provided under the Commonwealth of Pennsylvania's COSTARS 3 Hardware contract. Vice Chair Nash inquired whether the Commissioners had any questions for staff concerning the Resolution. There were no questions. Commissioner Frattali moved to adopt the Resolution and Commissioner Schwab seconded the motion. All Commissioners in attendance voted in the affirmative. The motion carried and the Board adopted the Resolution.

DRPA-23-044 SAP Migration to New Hosted Environment

Information Services Director Jones presented the Summary Statement and Resolution seeking authorization for staff to select one of two options for the migration of the current SAP hosting environment to a new hosting environment: 1) negotiate a contract with Dell Technologies, Inc. for an amount not to exceed \$648,352.68 for the purchase of hardware infrastructure needed to host the Authority's SAP environment and a contract with MorganFranklin Consulting, Inc. for an amount not to exceed \$875,000.00 to migrate the current SAP environment into the new environment; alternatively; or, 2) negotiate a contract with MorganFranklin Consulting, Inc. for an amount not to exceed \$2,143,163.00 to provide hosting services for one (1) year and to migrate our current SAP environment to this new hosting environment. CEO Hanson explained that SS&R was previously reviewed by the Finance Committee and, subsequently, Senior Staff had reviewed the options and determined to proceed with the first option as it was in the best interests of the Authority. Vice Chair Nash inquired whether the Commissioners had any questions for staff concerning the Resolution. There were no questions. Commissioner Fentress moved to adopt the Resolution and Commissioner McKinney seconded the motion. All Commissioners in attendance voted in the affirmative. The motion carried and the Board adopted the Resolution.

Citizens' Advisory Committee Report

Alan Becker gave a report for the Citizens' Advisory Committee.

Unfinished Business

Corporate Secretary Santarelli stated there were no Unfinished Business items.

New Business

Vice Chair Nash stated there were two (2) New Business items for consideration:

DRPA-23-045 DRPA Application for Grant Funding through PA Department of Community & Economic Development (DCED) Greenways, Trails, and Recreation Program (GTRP) for the Franklin Square Landscaping Improvements.

Chief Engineer Venuto presented the Summary Statement and Resolution seeking Board authorization for staff to apply for grant funding through the PA Department of Community & Economic Development (DCED) Greenways, Trails, and Recreation Program (GTRP) for landscaping improvements for the rehabilitated Franklin Square Station, in the amount of \$250,000.00. Vice Chair Nash inquired whether the Commissioners had any questions for staff concerning the Resolution. There were no questions. Commissioner Schwab moved to adopt the Resolution and Commissioner Snell seconded the motion. All Commissioners in attendance voted to approve the motion. The motion carried and the Board adopted the Resolution.

DRPA-23-046 Consideration of Pending DRPA Contracts (Between \$25,000 and \$100,000)

Contract Administration Manager Ash presented the Summary Statement and Resolution seeking Board authorization for staff to negotiate and enter into the four (4) pending DRPA contracts

identified in the attachment to the Resolution. Vice Chair Nash inquired whether the Commissioners had any questions for staff concerning the Resolution. There were no questions. Commissioner Fentress moved to adopt the Resolution and Commissioner Frattali seconded the motion. All Commissioners in attendance voted to approve the motion. The motion carried and the Board adopted the Resolution.

The DRPA Board Meeting was held in abeyance at 9:37 a.m.

Adjournment

With no further business, Vice Chair Nash proposed an adjournment of the Meeting. Commissioner Fentress moved to adjourn. Commissioner Perryman seconded the motion. All Commissioners in attendance voted in the affirmative. The Meeting adjourned at 9:47 a.m.

Respectfully submitted,



Raymond J. Santarelli, Esquire
General Counsel and Corporate Secretary

**DRPA MONTHLY LIST
OF PREVIOUSLY APPROVED
PURCHASE ORDERS & CONTRACTS**

DRPA Monthly List of Previously Approved Purchase Order Contracts May 2023

Purchasing Document	Item	Document Date	Vendor/supplying plant		Material Group Desc.	Net Order Value
4500019490						520.72
4500019490	1	5/11/2023	100526	DENISE ZANE-LAYTON	CLOTHING UNIFORM	44.99
4500019490	2	5/11/2023	100526	DENISE ZANE-LAYTON	CLOTHING UNIFORM	44.99
4500019490	3	5/11/2023	100526	DENISE ZANE-LAYTON	CLOTHING UNIFORM	49.99
4500019490	4	5/11/2023	100526	DENISE ZANE-LAYTON	CLOTHING UNIFORM	180.79
4500019490	5	5/11/2023	100526	DENISE ZANE-LAYTON	CLOTHING UNIFORM	49.99
4500019490	6	5/11/2023	100526	DENISE ZANE-LAYTON	CLOTHING UNIFORM	149.97
4500019540						5,558.17
4500019540	1	5/9/2023	101628	HUNTER KEYSTONE PETERBILT LP	AUTO MAINT/RPR PRTS	2,224.38
4500019540	2	5/9/2023	101628	HUNTER KEYSTONE PETERBILT LP	AUTO MAINT/RPR PRTS	685.28
4500019540	3	5/9/2023	101628	HUNTER KEYSTONE PETERBILT LP	AUTO MAINT/RPR PRTS	130.02
4500019540	4	5/9/2023	101628	HUNTER KEYSTONE PETERBILT LP	AUTO MAINT/RPR PRTS	106.86
4500019540	5	5/9/2023	101628	HUNTER KEYSTONE PETERBILT LP	AUTO MAINT/RPR PRTS	410.44
4500019540	6	5/9/2023	101628	HUNTER KEYSTONE PETERBILT LP	AUTO MAINT/RPR PRTS	1,041.40
4500019540	7	5/9/2023	101628	HUNTER KEYSTONE PETERBILT LP	AUTO MAINT/RPR PRTS	34.02
4500019540	8	5/9/2023	101628	HUNTER KEYSTONE PETERBILT LP	AUTO MAINT/RPR PRTS	27.82
4500019540	9	5/9/2023	101628	HUNTER KEYSTONE PETERBILT LP	AUTO MAINT/RPR PRTS	55.96
4500019540	10	5/9/2023	101628	HUNTER KEYSTONE PETERBILT LP	AUTO MAINT/RPR PRTS	30.02
4500019540	11	5/9/2023	101628	HUNTER KEYSTONE PETERBILT LP	AUTO MAINT/RPR PRTS	15.70
4500019540	12	5/9/2023	101628	HUNTER KEYSTONE PETERBILT LP	AUTO MAINT/RPR PRTS	222.92
4500019540	13	5/9/2023	101628	HUNTER KEYSTONE PETERBILT LP	AUTO MAINT/RPR PRTS	35.20
4500019540	14	5/9/2023	101628	HUNTER KEYSTONE PETERBILT LP	AUTO MAINT/RPR PRTS	56.88
4500019540	15	5/9/2023	101628	HUNTER KEYSTONE PETERBILT LP	AUTO MAINT/RPR PRTS	27.14
4500019540	16	5/9/2023	101628	HUNTER KEYSTONE PETERBILT LP	AUTO MAINT/RPR PRTS	130.04
4500019540	17	5/9/2023	101628	HUNTER KEYSTONE PETERBILT LP	AUTO MAINT/RPR PRTS	156.14
4500019540	18	5/9/2023	101628	HUNTER KEYSTONE PETERBILT LP	AUTO MAINT/RPR PRTS	37.08
4500019540	19	5/9/2023	101628	HUNTER KEYSTONE PETERBILT LP	AUTO MAINT/RPR PRTS	15.44
4500019540	20	5/9/2023	101628	HUNTER KEYSTONE PETERBILT LP	AUTO MAINT/RPR PRTS	56.71
4500019540	21	5/9/2023	101628	HUNTER KEYSTONE PETERBILT LP	AUTO MAINT/RPR PRTS	47.07
4500019540	22	5/9/2023	101628	HUNTER KEYSTONE PETERBILT LP	AUTO MAINT/RPR PRTS	11.65
4500019708						527.20
4500019708	1	5/10/2023	100526	DENISE ZANE-LAYTON	CLOTHING UNIFORM	99.98
4500019708	2	5/10/2023	100526	DENISE ZANE-LAYTON	CLOTHING ACCESSORIES	99.98
4500019708	3	5/10/2023	100526	DENISE ZANE-LAYTON	CLOTHING UNIFORM	112.79
4500019708	4	5/10/2023	100526	DENISE ZANE-LAYTON	CLOTHING UNIFORM	59.99
4500019708	5	5/10/2023	100526	DENISE ZANE-LAYTON	CLOTHING UNIFORM	39.98
4500019708	6	5/10/2023	100526	DENISE ZANE-LAYTON	CLOTHING UNIFORM	59.99
4500019708	7	5/10/2023	100526	DENISE ZANE-LAYTON	CLOTHING UNIFORM	54.49
4500019812						5,000.00
4500019812	1	5/23/2023	101236	WASTE MANAGEMENT OF NEW JERSEY, INC	BLDGS/GRNDS- MAINT.	5,000.00
4500019820						1,844.92
4500019820	1	5/1/2023	101476	UNITED ELECTRIC SUPPLY CO., INC.	ELEC EQP/SUPP-NO CBL	1,844.92
4500019824						1,006.80
4500019824	1	5/2/2023	100525	Y-PERS, INC.	HARDWARE & RELATED	1,006.80
4500019825						8,073.80
4500019825	1	5/2/2023	100226	HYATT'S GRAPHIC SUPPLY CO., INC.	SIGN MAT/MAKING EQP	2,555.90
4500019825	2	5/2/2023	100226	HYATT'S GRAPHIC SUPPLY CO., INC.	SIGN MAT/MAKING EQP	5,517.90
4500019827						263.16
4500019827	1	5/2/2023	103386	CONIGLIO & CONIGLIO, INC.	1ST AID & SAFETY EQP	263.16
4500019828						245.00
4500019828	1	5/2/2023	101973	SUPREME SAFETY, INC	CLOTHING UNIFORM	245.00
4500019829						160.00
4500019829	1	5/2/2023	100755	BDF CHEMICAL CO INC	FASTENERS	160.00
4500019830						108.50
4500019830	1	5/2/2023	100262	KEYPORT ARMY NAVY	CLOTHING UNIFORM	108.50
4500019841						7,126.75
4500019841	1	5/4/2023	100278	UNIFIED DOOR & HARDWARE GROUP LLC	MAINT/REPAIR-BLDG	1,575.00
4500019841	2	5/4/2023	100278	UNIFIED DOOR & HARDWARE GROUP LLC	MAINT/REPAIR-BLDG	2,576.00
4500019841	3	5/4/2023	100278	UNIFIED DOOR & HARDWARE GROUP LLC	MAINT/REPAIR-BLDG	98.00
4500019841	4	5/4/2023	100278	UNIFIED DOOR & HARDWARE GROUP LLC	MAINT/REPAIR-BLDG	411.25
4500019841	5	5/4/2023	100278	UNIFIED DOOR & HARDWARE GROUP LLC	MAINT/REPAIR-BLDG	1,443.75
4500019841	6	5/4/2023	100278	UNIFIED DOOR & HARDWARE GROUP LLC	MAINT/REPAIR-BLDG	78.75
4500019841	7	5/4/2023	100278	UNIFIED DOOR & HARDWARE GROUP LLC	MAINT/REPAIR-BLDG	61.25

DRPA Monthly List of Previously Approved Purchase Order Contracts May 2023

4500019841	8	5/4/2023	100278	UNIFIED DOOR & HARDWARE GROUP LLC	MAINT/REPAIR-BLDG	26.25
4500019841	9	5/4/2023	100278	UNIFIED DOOR & HARDWARE GROUP LLC	MAINT/REPAIR-BLDG	600.00
4500019841	10	5/4/2023	100278	UNIFIED DOOR & HARDWARE GROUP LLC	MAINT/REPAIR-BLDG	256.50
4500019845						761.00
4500019845	1	5/5/2023	103497	COLLINGS CONTRACTING TECHNOLOGIES,	ELEC EQP/SUPP-NO CBL	69.00
4500019845	2	5/5/2023	103497	COLLINGS CONTRACTING TECHNOLOGIES,	ELEC EQP/SUPP-NO CBL	692.00
4500019847						5,040.75
4500019847	1	5/5/2023	101125	THE SHERWIN WILLIAMS COMPANY	PAINT-COATINGS, ETC	2,563.00
4500019847	2	5/5/2023	101125	THE SHERWIN WILLIAMS COMPANY	PAINT-COATINGS, ETC	2,477.75
4500019850						4,000.00
4500019850	1	5/5/2023	101776	SUNBELT RENTALS, INC.	ELEC EQP/SUPP-NO CBL	4,000.00
4500019853						1,186.80
4500019853	1	5/5/2023	100262	KEYPORT ARMY NAVY	CLOTHING UNIFORM	490.00
4500019853	2	5/5/2023	100262	KEYPORT ARMY NAVY	CLOTHING UNIFORM	268.80
4500019853	3	5/5/2023	100262	KEYPORT ARMY NAVY	CLOTHING UNIFORM	182.00
4500019853	4	5/5/2023	100262	KEYPORT ARMY NAVY	CLOTHING UNIFORM	120.00
4500019853	5	5/5/2023	100262	KEYPORT ARMY NAVY	CLOTHING UNIFORM	126.00
4500019856						106.25
4500019856	1	5/5/2023	102613	TURTLE & HUGHES, INC.	ELEC EQP/SUPP-NO CBL	106.25
4500019857						666.00
4500019857	1	5/8/2023	101067	TINA A. LISTON-HORNER	AUTO ACCESSORIES	666.00
4500019858						2,025.00
4500019858	1	5/8/2023	102162	SERVICE TIRE TRUCK CENTER INC.	TIRES AND TUBES	2,025.00
4500019859						225.00
4500019859	1	5/8/2023	101973	SUPREME SAFETY, INC	1ST AID & SAFETY EQP	225.00
4500019860						20,000.00
4500019860	1	5/8/2023	103068	ANCHORAGE MARINA INC	FUEL/OIL/GREASE	20,000.00
4500019865						5,514.08
4500019865	1	5/9/2023	100226	HYATT'S GRAPHIC SUPPLY CO., INC.	SIGN MAT/MAKING EQP	5,514.08
4500019870						182.72
4500019870	1	5/10/2023	101569	GENUINE PART COMPANY	AUTO ACCESSORIES	182.72
4500019871						287.16
4500019871	1	5/10/2023	101569	GENUINE PART COMPANY	AUTO ACCESSORIES	287.16
4500019874						2,107.60
4500019874	1	5/10/2023	101191	TRISTATE INDUSTRIAL DISTRIBUTORS OF	1ST AID & SAFETY EQP	166.00
4500019874	2	5/10/2023	101191	TRISTATE INDUSTRIAL DISTRIBUTORS OF	JANITORIAL SUPPLIES	1,941.60
4500019888						575.70
4500019888	1	5/11/2023	100262	KEYPORT ARMY NAVY	CLOTHING UNIFORM	92.70
4500019888	2	5/11/2023	100262	KEYPORT ARMY NAVY	CLOTHING UNIFORM	334.80
4500019888	3	5/11/2023	100262	KEYPORT ARMY NAVY	CLOTHING UNIFORM	79.44
4500019888	4	5/11/2023	100262	KEYPORT ARMY NAVY	CLOTHING UNIFORM	68.76
4500019889						1,670.20
4500019889	1	5/11/2023	100262	KEYPORT ARMY NAVY	CLOTHING UNIFORM	420.00
4500019889	2	5/11/2023	100262	KEYPORT ARMY NAVY	CLOTHING UNIFORM	91.70
4500019889	3	5/11/2023	100262	KEYPORT ARMY NAVY	CLOTHING UNIFORM	245.70
4500019889	4	5/11/2023	100262	KEYPORT ARMY NAVY	CLOTHING UNIFORM	217.00
4500019889	5	5/11/2023	100262	KEYPORT ARMY NAVY	CLOTHING UNIFORM	252.00
4500019889	6	5/11/2023	100262	KEYPORT ARMY NAVY	CLOTHING UNIFORM	163.80
4500019889	7	5/11/2023	100262	KEYPORT ARMY NAVY	CLOTHING UNIFORM	280.00
4500019890						6,275.58
4500019890	1	5/12/2023	102138	MID-ATLANTIC ENGINE SUPPLY CORP	AUTO BODY/ACS PRTS	1,578.48
4500019890	2	5/12/2023	102138	MID-ATLANTIC ENGINE SUPPLY CORP	AUTO BODY/ACS PRTS	270.00
4500019890	3	5/12/2023	102138	MID-ATLANTIC ENGINE SUPPLY CORP	AUTO BODY/ACS PRTS	3,752.10
4500019890	4	5/12/2023	102138	MID-ATLANTIC ENGINE SUPPLY CORP	AUTO BODY/ACS PRTS	675.00
4500019893						1,424.70
4500019893	1	5/12/2023	100262	KEYPORT ARMY NAVY	CLOTHING UNIFORM	126.00
4500019893	2	5/12/2023	100262	KEYPORT ARMY NAVY	CLOTHING UNIFORM	240.00
4500019893	3	5/12/2023	100262	KEYPORT ARMY NAVY	CLOTHING UNIFORM	91.70
4500019893	4	5/12/2023	100262	KEYPORT ARMY NAVY	CLOTHING UNIFORM	163.80
4500019893	5	5/12/2023	100262	KEYPORT ARMY NAVY	CLOTHING UNIFORM	126.00
4500019893	6	5/12/2023	100262	KEYPORT ARMY NAVY	CLOTHING UNIFORM	118.30
4500019893	7	5/12/2023	100262	KEYPORT ARMY NAVY	CLOTHING UNIFORM	134.00
4500019893	8	5/12/2023	100262	KEYPORT ARMY NAVY	CLOTHING UNIFORM	218.40
4500019893	9	5/12/2023	100262	KEYPORT ARMY NAVY	CLOTHING UNIFORM	108.50
4500019893	10	5/12/2023	100262	KEYPORT ARMY NAVY	CLOTHING UNIFORM	98.00
4500019896						246.15
4500019896	1	5/12/2023	100445	T. FRANK MCCALL'S, INC.	JANITORIAL SUPPLIES	246.15

DRPA Monthly List of Previously Approved Purchase Order Contracts May 2023

4500019898							3,721.60
4500019898	1	5/12/2023	100342	PENDERGAST SAFETY EQUIPMENT CO	CLOTHING ACCESSORIES		1,025.60
4500019898	2	5/12/2023	100342	PENDERGAST SAFETY EQUIPMENT CO	CLOTHING ACCESSORIES		512.80
4500019898	3	5/12/2023	100342	PENDERGAST SAFETY EQUIPMENT CO	CLOTHING ACCESSORIES		2,051.20
4500019898	4	5/12/2023	100342	PENDERGAST SAFETY EQUIPMENT CO	CLOTHING ACCESSORIES		132.00
4500019899							1,798.20
4500019899	1	5/12/2023	100525	Y-PERS, INC.	1ST AID & SAFETY EQP		1,798.20
4500019903							112.80
4500019903	1	5/15/2023	100735	ARBILL INDUSTRIES INC	1ST AID & SAFETY EQP		112.80
4500019910							4,162.00
4500019910	1	5/16/2023	100162	ELMER DOOR CO., INC.	MAINT/REPAIR-BLDG		4,162.00
4500019911							20,501.95
4500019911	1	5/16/2023	102029	BRUCE TURNER	AUTO BODY/ACS PRTS		20,501.95
4500019912							3,960.00
4500019912	1	5/16/2023	101931	POTTERS INDUSTRIES LLC	PAINT-COATINGS, ETC		3,960.00
4500019913							2,979.20
4500019913	1	5/16/2023	100262	KEYPORT ARMY NAVY	CLOTHING UNIFORM		436.80
4500019913	2	5/16/2023	100262	KEYPORT ARMY NAVY	CLOTHING UNIFORM		236.60
4500019913	3	5/16/2023	100262	KEYPORT ARMY NAVY	CLOTHING UNIFORM		91.00
4500019913	4	5/16/2023	100262	KEYPORT ARMY NAVY	CLOTHING UNIFORM		98.00
4500019913	5	5/16/2023	100262	KEYPORT ARMY NAVY	CLOTHING UNIFORM		245.70
4500019913	6	5/16/2023	100262	KEYPORT ARMY NAVY	CLOTHING UNIFORM		672.00
4500019913	7	5/16/2023	100262	KEYPORT ARMY NAVY	CLOTHING UNIFORM		98.00
4500019913	8	5/16/2023	100262	KEYPORT ARMY NAVY	CLOTHING UNIFORM		458.50
4500019913	9	5/16/2023	100262	KEYPORT ARMY NAVY	CLOTHING UNIFORM		296.10
4500019913	10	5/16/2023	100262	KEYPORT ARMY NAVY	CLOTHING UNIFORM		108.50
4500019913	11	5/16/2023	100262	KEYPORT ARMY NAVY	CLOTHING UNIFORM		238.00
4500019914							1,339.00
4500019914	2	5/26/2023	100262	KEYPORT ARMY NAVY	CLOTHING UNIFORM		119.00
4500019914	3	5/26/2023	100262	KEYPORT ARMY NAVY	CLOTHING UNIFORM		98.00
4500019914	5	5/26/2023	100262	KEYPORT ARMY NAVY	CLOTHING UNIFORM		60.00
4500019914	6	5/26/2023	100262	KEYPORT ARMY NAVY	CLOTHING UNIFORM		60.00
4500019914	7	5/26/2023	100262	KEYPORT ARMY NAVY	CLOTHING UNIFORM		60.00
4500019914	8	5/26/2023	100262	KEYPORT ARMY NAVY	CLOTHING UNIFORM		91.70
4500019914	9	5/26/2023	100262	KEYPORT ARMY NAVY	CLOTHING UNIFORM		91.70
4500019914	10	5/26/2023	100262	KEYPORT ARMY NAVY	CLOTHING UNIFORM		98.00
4500019914	11	5/26/2023	100262	KEYPORT ARMY NAVY	CLOTHING UNIFORM		91.00
4500019914	12	5/26/2023	100262	KEYPORT ARMY NAVY	CLOTHING UNIFORM		81.90
4500019914	13	5/26/2023	100262	KEYPORT ARMY NAVY	CLOTHING UNIFORM		60.00
4500019914	14	5/26/2023	100262	KEYPORT ARMY NAVY	CLOTHING UNIFORM		60.00
4500019916							3,672.00
4500019916	1	5/16/2023	100283	M.L. RUBERTON CONSTRUCTION CO., INC	ROAD/GRDS/PARK AREA		3,480.00
4500019916	2	5/16/2023	100283	M.L. RUBERTON CONSTRUCTION CO., INC	ROAD/GRDS/PARK AREA		192.00
4500019935							6,300.00
4500019935	1	5/19/2023	100410	SAMUEL A ROSS AUTOMOTIVE EQUIPMENT	AUTO SHOP EQUIP.		350.00
4500019935	2	5/19/2023	100410	SAMUEL A ROSS AUTOMOTIVE EQUIPMENT	AUTO SHOP EQUIP.		175.00
4500019935	3	5/19/2023	100410	SAMUEL A ROSS AUTOMOTIVE EQUIPMENT	AUTO SHOP EQUIP.		175.00
4500019935	4	5/19/2023	100410	SAMUEL A ROSS AUTOMOTIVE EQUIPMENT	AUTO SHOP EQUIP.		175.00
4500019935	5	5/19/2023	100410	SAMUEL A ROSS AUTOMOTIVE EQUIPMENT	AUTO SHOP EQUIP.		175.00
4500019935	6	5/19/2023	100410	SAMUEL A ROSS AUTOMOTIVE EQUIPMENT	AUTO SHOP EQUIP.		1,000.00
4500019935	7	5/19/2023	100410	SAMUEL A ROSS AUTOMOTIVE EQUIPMENT	AUTO SHOP EQUIP.		175.00
4500019935	8	5/19/2023	100410	SAMUEL A ROSS AUTOMOTIVE EQUIPMENT	AUTO SHOP EQUIP.		175.00
4500019935	9	5/19/2023	100410	SAMUEL A ROSS AUTOMOTIVE EQUIPMENT	AUTO SHOP EQUIP.		175.00
4500019935	10	5/19/2023	100410	SAMUEL A ROSS AUTOMOTIVE EQUIPMENT	AUTO SHOP EQUIP.		750.00
4500019935	11	5/19/2023	100410	SAMUEL A ROSS AUTOMOTIVE EQUIPMENT	AUTO SHOP EQUIP.		175.00
4500019935	12	5/19/2023	100410	SAMUEL A ROSS AUTOMOTIVE EQUIPMENT	AUTO SHOP EQUIP.		175.00
4500019935	13	5/19/2023	100410	SAMUEL A ROSS AUTOMOTIVE EQUIPMENT	AUTO SHOP EQUIP.		750.00
4500019935	14	5/19/2023	100410	SAMUEL A ROSS AUTOMOTIVE EQUIPMENT	AUTO SHOP EQUIP.		175.00
4500019935	15	5/19/2023	100410	SAMUEL A ROSS AUTOMOTIVE EQUIPMENT	AUTO SHOP EQUIP.		175.00
4500019935	16	5/19/2023	100410	SAMUEL A ROSS AUTOMOTIVE EQUIPMENT	AUTO SHOP EQUIP.		175.00
4500019935	17	5/19/2023	100410	SAMUEL A ROSS AUTOMOTIVE EQUIPMENT	AUTO SHOP EQUIP.		175.00
4500019935	18	5/19/2023	100410	SAMUEL A ROSS AUTOMOTIVE EQUIPMENT	AUTO SHOP EQUIP.		175.00
4500019935	19	5/19/2023	100410	SAMUEL A ROSS AUTOMOTIVE EQUIPMENT	AUTO SHOP EQUIP.		1,000.00
4500019941							1,100.00
4500019941	1	5/22/2023	101973	SUPREME SAFETY, INC	1ST AID & SAFETY EQP		1,100.00
4500019942							981.00
4500019942	1	5/22/2023	100525	Y-PERS, INC.	1ST AID & SAFETY EQP		981.00

DRPA Monthly List of Previously Approved Purchase Order Contracts May 2023

4500019949						300.00
4500019949	1	5/23/2023	100755	BDF CHEMICAL CO INC	FASTENERS	300.00
4500019950						118.08
4500019950	1	5/23/2023	100302	FELTON L. WALKER	HARDWARE & RELATED	118.08
4500019955						2,404.00
4500019955	1	5/24/2023	103555	ATLANTIC UNIFORM COMPANY INC	POLICE EQP AND SUPP	430.00
4500019955	2	5/24/2023	103555	ATLANTIC UNIFORM COMPANY INC	POLICE EQP AND SUPP	242.00
4500019955	3	5/24/2023	103555	ATLANTIC UNIFORM COMPANY INC	POLICE EQP AND SUPP	146.00
4500019955	4	5/24/2023	103555	ATLANTIC UNIFORM COMPANY INC	POLICE EQP AND SUPP	1,586.00
4500019956						8,561.72
4500019956	1	5/24/2023	101137	SOUTH CAMDEN IRON WORKS	FENCING	2,788.00
4500019956	2	5/24/2023	101137	SOUTH CAMDEN IRON WORKS	FENCING	4,960.00
4500019956	3	5/24/2023	101137	SOUTH CAMDEN IRON WORKS	FENCING	367.44
4500019956	4	5/24/2023	101137	SOUTH CAMDEN IRON WORKS	FENCING	446.28
4500019957						830.94
4500019957	1	5/24/2023	101191	TRISTATE INDUSTRIAL DISTRIBUTORS OF	1ST AID & SAFETY EQP	336.00
4500019957	2	5/24/2023	101191	TRISTATE INDUSTRIAL DISTRIBUTORS OF	AUTO ACCESSORIES	494.94
4500019958						12,500.00
4500019958	1	5/24/2023	102022	MED-TEX SERVICES INC	MISC PROF SRVS	12,500.00
4500019961						20,691.90
4500019961	1	5/26/2023	101476	UNITED ELECTRIC SUPPLY CO., INC.	ELEC EQP/SUPP-NO CBL	20,691.90
4500019965						2,270.80
4500019965	1	5/25/2023	100342	PENDERGAST SAFETY EQUIPMENT CO	CLOTHING UNIFORM	676.80
4500019965	2	5/25/2023	100342	PENDERGAST SAFETY EQUIPMENT CO	CLOTHING UNIFORM	499.00
4500019965	3	5/25/2023	100342	PENDERGAST SAFETY EQUIPMENT CO	CLOTHING UNIFORM	1,095.00
4500019967						143.60
4500019967	1	5/26/2023	101852	EMERALD BUSINESS SUPPLY INC.	HARDWARE & RELATED	143.60
4500019968						1,000.00
4500019968	1	5/26/2023	100937	INTERNATIONAL ROAD DYNAMICS CORP.	FASTENERS	1,000.00
4500019973						813.50
4500019973	1	5/31/2023	102375	ANA SOURCING LLC	1ST AID & SAFETY EQP	672.00
4500019973	2	5/31/2023	102375	ANA SOURCING LLC	1ST AID & SAFETY EQP	141.50

**OPERATIONS & MAINTENANCE
COMMITTEE**

DELAWARE RIVER PORT AUTHORITY
Operations & Maintenance Committee Meeting

One Port Center
 2 Riverside Drive
 Camden, New Jersey
 Tuesday, June 6, 2023

Commissioners:

Albert Frattali, Chairman of the Operations & Maintenance Committee
 Richard Sweeney (by Zoom)
 James Snell (for Stacy Garrity, Pennsylvania State Treasurer) (by Zoom)
 Robert Ghormoz (by Zoom)
 Gregory Schwab (by Zoom)
 Angelina Perryman (by Zoom)

DRPA/PATCO Staff:

Jalila Parker, Deputy Chief Executive Officer
 Raymond Santarelli, General Counsel and Corporate Secretary
 Michael Venuto, Chief Engineer
 David Aubrey, Inspector General
 Robert Hicks, Chief Operating Officer
 Stephen Holden, Deputy General Counsel
 John Rink, General Manager, PATCO (by Zoom)
 Rohan Hepkins, Assistant General Manager, PATCO (by Zoom)
 Christopher Jones, Director Information Services
 Kathleen Vandy, Assistant General Counsel
 Amy Ash, Manager, Contract Administration
 Joseph McAroy, Bridge Director, BFB/BRB (by Zoom)
 Ricardo DeOliveira, Bridge Director, WWB/CBB (by Zoom)
 Matt Licata, Acting Director, Fleet (by Zoom)
 Tonyelle Cook-Artis, Director, Government Relations
 Mike Williams, Manager, Corporate Communications
 Dawn Whiton, Executive Assistant to the CEO
 Elizabeth Saylor, Administrative Coordinator, Corporate Secretary

Others Present:

Janice Venables, Associate Counsel, New Jersey Governor's Authorities Unit (by Zoom)

CALL TO ORDER

Committee Chair Frattali called the Meeting of the Operations & Maintenance Committee of the Delaware River Port Authority to order at 9:01 a.m. and asked the Corporate Secretary to call the roll.

ROLL CALL

The following Commissioners were present constituting a quorum: Committee Chair Frattali, Commissioners Sweeney, Snell, Ghormoz, Schwab, and Perryman.

OPEN SESSION

Summary Statements and Resolutions for Consideration

Committee Chair Frattali stated there was one (1) Summary Statements and Resolution for the Committee's consideration:

1. DRPA-23-048 FHWA/NJ DOT DRPA Systemwide Crash Cushion Attenuating Replacement Grant Funding.

Government Relations Director Cook-Artis presented the Summary Statement and Resolution seeking Board authorization to apply for and receive grant funding through the Federal Highway Administration (FHWA) Quick Obligation round utilizing local Surface Transportation Grant Block Program (STBGP-Phila), in an amount of \$2,100,000.00 to be administered through the New Jersey Department of Transportation (NJDOT). Commissioner Schwab moved to forward the Resolution to the Board for consideration and Commissioner Ghormoz seconded the motion. There were no questions or comments. All Commissioners in attendance voted to approve the motion.

Committee Chairman Frattali announced that the Committee would be meeting in Executive Session to discuss pending and anticipated contracts to which the Authority is or may become a party. Commissioner Perryman made the motion to move into Executive Session. Commissioner Ghormoz seconded the motion. All Commissioners in attendance voted to approve the motion. The Committee moved into Executive Session at 9:10 a.m.

EXECUTIVE SESSION

The Committee met in Executive Session. Following discussion, Commissioner Schwab moved to close the Executive Session and return to Regular Session. Commissioner Perryman seconded the motion. All Commissioners in attendance voted to approve the motion and the Executive Session concluded at 9:16 a.m.

ADJOURNMENT

With no further business, Commissioner Snell moved to adjourn the meeting. Commissioner Ghormoz seconded the motion. All Commissioners in attendance voted to approve the motion and the meeting adjourned at 9:17 a.m.

SUMMARY STATEMENT

ITEM NO. DRPA-23-048

SUBJECT: FHWA/NJ DOT DRPA Systemwide
Crash Cushion Attenuating Replacement
Grant Funding

COMMITTEE: Operations & Maintenance

COMMITTEE MEETING DATE: June 6, 2023

BOARD ACTION DATE: June 14, 2023

PROPOSAL: That the DRPA Board of Commissioners authorize staff to apply for and receive grant funding through the Federal Highway Administration (FHWA) Quick Obligation round utilizing local Surface Transportation Grant Block Program (STBGP-Phila) funds in the amount of \$2,100,000.00, administered through the New Jersey Department of Transportation.

PURPOSE: To make an application to FHWA Quick Obligation program to secure grant funding for the Construction of the DRPA Systemwide Crash Cushion Attenuating Project.

BACKGROUND: This project includes the replacement of existing crash cushion attenuators at the Betsy Ross Bridge, Ben Franklin Bridge, Walt Whitman Bridge, and Commodore Barry approaches and toll plazas with MASH compliant and NJDOT/PENNDOT approved products. The goal of this project is to improve the overall safety along DRPA facilities to a uniform and code compliant level.

The Surface Transportation Grant Block Program (STBGP-Phila) provides local funding for construction ready projects for highways, bridges, tunnels including designated routes of the Appalachian development highway system and local access roads under section 14501 of title 40. STBGP-Phila was authorized under Section 1109 of the Fixing America's Surface Transportation (FAST) Act and is codified under 23 U.S.C. § 133.

The accompanying resolution has been drawn to satisfy federal requirements concerning specific Board approvals which are necessary to the grant approval process.

SUMMARY:	Amount:	\$2,100,000
	Source of Funds:	FHWA/NJ DOT – Quick Obligation
		\$1,680,000.00 (80%) FHWA
		\$420,000.00 (20%) DRPA General Fund
		(Grant Funded)
	Capital Project #:	MTB.02206
	Operating Budget:	N/A
	Master Plan Status:	N/A
	Other Fund Sources:	N/A
	Duration of Contract:	Grant Completion
	Other Parties Involved:	FHWA/NJDOT/DVRPC

DRPA-23-048
Operations & Maintenance Committee: June 6, 2023
Board Date: June 14, 2023
FHWA/NJ DOT DRPA Systemwide
Crash Cushion Attenuating
Replacement Grant Funding

RESOLUTION

RESOLVED: That the appropriate Staff at the Delaware River Port Authority be and hereby are authorized to make application and receive awarded grant funding through Federal Highway Administration (FHWA) Quick Obligation round utilizing local Surface Transportation Grant Block Program (STBGP-Phila) funds in the amount of \$2,100,000 which will be administered through New Jersey Department of Transportation (NJDOT) for the DRPA Systemwide Crash Cushion Attenuating Replacement project.

RESOLVED: The Chair, Vice Chair and the Chief Executive Officer must approve and are hereby authorized to approve and execute all necessary agreements, contracts, or other documents on behalf of the DRPA. If such agreements, contracts, or other documents have been approved by the Chair, Vice Chair and Chief Executive Officer and if thereafter either the Chair or Vice Chair is absent or unavailable, the remaining Officer may execute the said document(s) on behalf of DRPA along with the Chief Executive Officer. If both the Chair and Vice Chair are absent or unavailable, and if it is necessary, to execute the said document(s) while they are absent or unavailable, then the Chief Executive Officer shall execute such documents on behalf of DRPA.

SUMMARY:	Amount:	\$2,100,000
	Source of Funds:	FHWA/NJ DOT – Quick Obligation (Grant Funded)
	Capital Project #:	MTB.02206
	Operating Budget:	N/A
	Master Plan Status:	N/A
	Other Fund Sources:	N/A
	Duration of Contract:	Grant Completion
	Other Parties Involved:	FHWA/NJDOT/DVRPC

FINANCE COMMITTEE

DELAWARE RIVER PORT AUTHORITY
Finance Committee Meeting

One Port Center
 2 Riverside Drive
 Camden, New Jersey
 Wednesday, June 7, 2023

Commissioners:

Jeffrey Nash, Esq., Committee Chairman and Board Vice Chairman (by Zoom)
 Charles Fentress (by Zoom)
 Donna Powell (by Zoom)
 James Snell (for Stacy Garrity, Pennsylvania State Treasurer) (by Zoom)
 Keiwana McKinney (by Zoom)
 Aaron Nelson (by Zoom)
 Richard Sweeney (by Zoom)

DRPA/PATCO Staff:

Jalila Parker, Deputy Chief Executive Officer
 Raymond Santarelli, General Counsel and Corporate Secretary
 James White, Chief Financial Officer
 Stephen Holden, Deputy General Counsel
 John Rink, General Manager, PATCO
 David Aubrey, Inspector General
 Rohan Hepkins, Assistant PATCO General Manager
 Kathleen Vandy, Assistant General Counsel
 Joe McAroy, Bridge Director, BFB/BRB (by Zoom)
 Ricardo DeOliveira, Bridge Director, WWB/CBB (by Zoom)
 Christopher Jones, Director, Information Services
 Christina Maroney, Director, Strategic Initiatives
 Darcie DeBeaumont, Director, Finance
 Jennifer DePoder, Financial Analyst
 Carol Herbst, Senior Accountant (by Zoom)
 Mark Ciechon, Director, Finance PATCO
 Amy Ash, Manager, Contracts Administration (by Zoom)
 Elizabeth Saylor, Administrative Coordinator, Corporate Secretary

CALL TO ORDER

Committee Chair Nash called the meeting of the Finance Committee of the Delaware River Port Authority to order at 9:02 a.m. and asked the Corporate Secretary to call the roll.

ROLL CALL

The following were present, constituting a quorum: Committee Chair Nash, and Commissioners Fentress, McKinney, Snell, Powell, Nelson, and Sweeney.

OPEN SESSION

Committee Chair Nash stated that there were two (2) items for Open Session.

1) Financial Update

Chief Financial Officer/Treasurer White highlighted several areas from the DRPA/PATCO Unaudited Financial Summary. He discussed DRPA bridge traffic and PATCO ridership volume and revenue, the DRPA and PATCO year-to-date budgets, operating expenses, bond debt, the Summary Statement and Resolution for Bond Underwriters, and open positions at the DRPA and PATCO. He reported that for the 30th year the Authority received the Government Financing Officer's Award for excellence in financial reporting. Chief Financial Officer White and General Manager Rink responded to questions presented by Vice Chairman Nash and Commissioner Nelson regarding open positions at the DRPA and PATCO and their impact on the General Fund.

2) DRPA-23-049 Selection of Qualified Firms to Provide Underwriting Services to the Delaware River Port Authority.

Chief Financial Officer/Treasurer White presented the Summary Statement and Resolution seeking Board approval for the selection of a list of qualified underwriters who will provide investment banking services to the Authority over a period of three years, with an option for an additional two years serving as Senior/Co-Senior or Co-Manager in connection with the possible issuance by the Authority of Revenue Bonds and/or Port District Project Bonds. Commissioner Fentress moved to forward the Resolution to the Board for consideration and Commissioner Powell seconded the motion. There were no questions or comments. All Commissioners in attendance voted to approve the motion.

ADJOURNMENT

With no further business for, Committee Chair Nash asked for a Motion to adjourn the Meeting. Commissioner Fentress made the motion. Commissioner Snell seconded the motion. All Commissioners in attendance voted to approve the motion. The Finance Committee Meeting adjourned at 9:28 a.m.

SUMMARY STATEMENT

ITEM NO.: DRPA-23-049

SUBJECT: Selection of Qualified Firms to Provide Underwriting Services to the Delaware River Port Authority

COMMITTEE: Finance

COMMITTEE MEETING DATE: June 7, 2023

BOARD ACTION DATE: June 14, 2023

PROPOSAL: That the Board select a “pool” of Qualified Underwriters who can provide investment banking services to the Authority over a period of three years (with an option, on the part of the Authority, for an additional two years) following Board approval.

PURPOSE: To establish a “pool” of Qualified Underwriters (the “Underwriter’s Pool”), to render underwriting services and potentially serve as Senior/Co-Senior or Co-Manager in connection with the possible issuance by the Authority of Revenue Bonds (“Revenue Bonds”) and/or Port District Project Bonds (“Port District Project Bonds”).

BACKGROUND: On March 31, 2016, the Authority issued a request for qualifications, entitled "*Investment Banking Services: Underwriter (Fixed and Variable Rate Bonds) & Remarketing Agent*" requesting statements of qualifications from investment banking firms to provide investment banking, underwriting and remarketing services for the Authority in connection with future bond issuances (fixed or variable rate).

After review of qualifications received, on August 17, 2016, the Board adopted Resolution DRPA-16-089 ("Prior Resolution") authorizing the selection of a pool of qualified firms to provide such services to the Authority for a term of five (5) years, expiring in September of 2021.

Recognizing the importance of inclusion and diversity, the Authority was desirous of expanding its vendor base as it relates to investment banking services to include qualified women-owned businesses, minority-owned businesses and other under-represented business entities.

In furtherance of this aim, the Authority determined to amend the Prior Resolution by adopting DRPA-21-058, in August of 2021, to: (i) expand the previously selected pool of qualified firms providing

investment banking, underwriting and remarketing services to the Authority to include those additional firms set forth in the resolution, each of which constitute qualified women-owned, minority-owned and/or other under-represented business entities; and (ii) extend the approval period in which the list of such qualified firms (including those authorized by this resolution) may provide investment banking, underwriting and remarketing services to the Authority to December 31, 2021. That pool has expired.

In April 2023, the Authority issued a new Request for Qualifications (entitled “*Investment Banking Services: Underwriter – Fixed Rate Bonds*”) for investment banking firms to qualify for inclusion into the pool of qualified Underwriters from which the Authority could choose for any future bond issuances. In issuing this RFQ, similar to its efforts in August 2021, the Authority purposed to provide opportunity for under-represented business entities to participate in the bond pool.

Twenty-four (24) firms responded to the RFQ. Each respondent was required to provide evidence of serving as a Senior (or Co-Senior) or Co-Manager on at least one tax-exempt or taxable bond issuance exceeding \$100 million for governmental transportation entities in PA and NJ, and to address insurance and other requirements to qualify.

After a review of the proposals by an evaluation team, twenty-four (24) respondents are recommended for inclusion on the qualified list for Senior and/or Co-Manager for any future bond issuances.

The pool of investment firms will be for a period of three years, with an option for the Authority to add two additional years. Note however, that inclusion on this list does not mean that a particular firm will be assigned any investment banking work; that decision will depend on the needs of the Authority during the period.

SUMMARY:

Amount:	To be determined
Source of Funds:	Bond Costs of Issuance Revenue and/or General Fund
Capital Project #:	N/A
Operating Budget:	N/A
Master Plan Status:	N/A
Other Fund Sources:	N/A
Duration of Pool:	Three years, with an option of two additional years
Other Parties Involved:	See attached list.

DRPA-23-049
Finance Committee: June 7, 2023
Board Date: June 14, 2023
Selection of Qualified Firms to
Provide Underwriting Services to the
Delaware River Port Authority

RESOLUTION

RESOLVED: That the Board of Commissioners of the Delaware River Port Authority hereby approves the attached list of investment banking firms to be considered qualified to provide investment banking, specifically underwriting services to the Authority, over the forthcoming three-year period; with an option for two additional years at the Authority's discretion; and be it further

RESOLVED: That assignment of work will depend on actual need and will be made in accordance with the By-laws, Compact, and all applicable Board Resolutions; and be it further

RESOLVED: The Chairman, Vice Chairman and the Chief Executive Officer must approve and are hereby authorized to approve and execute all necessary agreements, contracts, or other documents on behalf of the DRPA. If such agreements, contracts, or other documents have been approved by the Chairman, Vice Chairman and Chief Executive Officer and if thereafter either the Chairman or Vice Chairman is absent or unavailable, the remaining Officer may execute the said document(s) on behalf of DRPA along with the Chief Executive Officer. If both the Chairman and Vice Chairman are absent or unavailable, and if it is necessary to execute the said document(s) while they are absent or unavailable, then the Chief Executive Officer shall execute such documents on behalf of DRPA.

SUMMARY:	Amount:	To be determined
	Source of Funds:	Bond Costs of Issuance
		Revenue and/or General Fund
	Capital Project #:	N/A
	Operating Budget:	N/A
	Master Plan Status:	N/A
	Other Fund Sources:	N/A
	Duration of Pool:	Three years, with an option of two additional years
	Other Parties Involved:	See attached list.

**Qualified Firms to Provide Underwriting Services to the Delaware River Port Authority
Resolution DRPA-23-xxx**

Term:

Firms eligible for appointment as Senior, Co-Senior or Co-Managers

1. **Barclays Capital Inc.**
2. **B of A Securities, Inc.**
3. **Citigroup Global Markets Inc.**
4. **Janney Montgomery Scott LLC**
5. **J.P. Morgan Securities LLC**
6. **Jefferies LLC**
7. **Loop Capital Markets LLC (MBE*)**
8. **Morgan Stanley & Co. LLC**
9. **PNC Capital Markets LLC**
10. **Raymond James & Associates, Inc.**
11. **RBC Capital Markets, LLC**
12. **Samuel A. Ramirez & Co., Inc. (MBE*)**
13. **Siebert Williams Shank & Co., LLC (MBE/WBE*)**
14. **Stifel, Nicolaus & Company, Inc.**
15. **TD Securities (USA) LLC**
16. **Wells Fargo Corporate and Investment Banking**

Firms eligible for appointment only as Co-Manager

1. **AmeriVet Securities, Inc. (MBE/SDVOB*)**
2. **Bancroft Capital, LLC (SDVOSB*)**
3. **Blaylock Van, LLC (MBE)**
4. **Mischler Financial Group, Inc. (MBE/SDVOSB*)**
5. **Oppenheimer & Co., Inc.**
6. **R. Seelaus & Co, LLC. (WBE)**
7. **Robert W. Baird & Co., Inc.**
8. **Stern Brothers & Co. (WBE)**

* **MBE- Minority Business Enterprise**

** **WBE- Women's Business Enterprise**

*** **SDVOB or SDVOSB – Service -Disabled Veteran Owned (Small) Business**

AUDIT COMMITTEE

DELAWARE RIVER PORT AUTHORITY
Audit Committee Meeting

One Port Center
 2 Riverside Drive
 Camden, New Jersey
 Wednesday, June 7, 2023

Committee Members:

Hayden Rigo (Acting Chairman for Timothy DeFoor, Pennsylvania Auditor General) (by Zoom)
 Donna Powell (by Zoom)
 Sara Lipsett (by Zoom)
 James Snell (for Stacy Garrity, Pennsylvania State Treasurer) (by Zoom)
 Aaron Nelson

DRPA/PATCO Staff:

Jalila Parker, Deputy Chief Executive Officer
 Raymond J. Santarelli, General Counsel & Corporate Secretary
 Toni Brown, Chief Administrative Officer (by Zoom)
 David Aubrey, Inspector General, OIG
 John Rink, General Manager, PATCO
 Rohan Hepkins, Assistant General Manager, PATCO
 Darcie DeBeaumont, Director, Finance
 Jennifer DePoder, Financial Analyst
 Mark Ciechon, Director, Finance PATCO
 Christopher Jones, Director, Information Services
 Kathleen Vandy, Assistant General Counsel
 Elizabeth Saylor, Administrative Coordinator, Corporate Secretary

Others Present:

Jennifer Bertino, Bowman and Company
 Amy Perrone, Bowman and Company
 Charles Holmes, Holmes and Company (by Zoom)

CALL TO ORDER

Acting Committee Chair Rigo called the meeting of the Audit Committee of the Delaware River Port Authority to order at 10:34 a.m.

ROLL CALL

The following were present, constituting a quorum: Acting Committee Chair Rigo, and Commissioners Powell, Lipsett, and Snell.

OPEN SESSION

1) Update from Office of the Inspector General (OIG)

Inspector General Aubrey updated the Commissioners on the following topics: completed Internal Audit Plans, plans in progress and plans in queue; the 2022 Annual Financial and Single Audit; Management Audit – Recommendation Follow-Up; Ethics Hotline activity; Political Contribution Disclosure and Conflict of Interest Reviews; Office of the Inspector General Staffing Update; and the Ethics Committee Update.

EXECUTIVE SESSION

Committee Chair Rigo announced the Committee would meet in Executive Session and requested the Corporate Secretary to provide a description of the matters to be discussed. Mr. Santarelli stated that the subject to be discussed in the Executive Session related to review and discussion of the 2022 Financial Audit Exit Conference Report and Required Communications. Commissioner Nelson moved to go into Executive Session and Commissioner Powell seconded the motion. All Commissioners in attendance voted in the affirmative and the Committee moved into Executive Session at 10:59 a.m.

The Committee met in Executive Session.

Commissioner Nelson moved to close Executive Session and Commissioner Lipsett seconded the motion. All Commissioners in attendance voted in the affirmative and the Committee moved back into Open Session at 11:25 a.m.

OPEN SESSION

1) DRPA-23-050 2022 Financial Audit Exit Conference Report and Required Communications

Inspector General Aubrey presented the Summary Statement and Resolution to accept the presentation of the 2022 Financial Audit Exit Conference Report and Required Communications by Bowman and Company (External Auditors). Commissioner Nelson moved to forward the Resolution to the Board for consideration and Commissioner Powell seconded the motion. There were no questions or comments. All Commissioners in attendance voted to approve the motion.

ADJOURNMENT

Acting Committee Chair Rigo stated there was no further business for the Committee, and that he would entertain a motion to adjourn. Commissioner Snell moved to adjourn the meeting and Commissioner Nelson seconded the motion. All Commissioners in attendance voted to approve the motion and the meeting adjourned at 11:28 a.m.

SUMMARY STATEMENT

ITEM NO.: DRPA-23-050

SUBJECT: 2022 Financial Audit – Exit Conference Report and Required Communications

COMMITTEE: Audit

COMMITTEE MEETING DATE: June 7, 2023

BOARD ACTION DATE: June 14, 2023

PROPOSAL: That the Board acknowledges the Audit Committee presentation of the 2022 Financial Audit Exit Conference Report and Required Communications by Bowman and Company (External Auditors) and approval by the Audit Committee on June 7, 2023.

PURPOSE: To acknowledge receipt of the 2022 Financial Audit – Exit Conference Report and Required Communications as presented by Bowman and Company (External Auditors) and approved by the Audit Committee on June 7, 2023.

BACKGROUND: As part of the conclusion of the 2022 Annual Financial Audit Bowman and Company is required to communicate the results of said audit, as well as other required communications, to the appropriate governing body of the Authority, in this case the Audit Committee.

The Exit Conference Report was presented to the Audit Committee, along with a preliminary draft financial report, by Bowman and Company (External Auditors), for Audit Committee review, discussion, and acceptance.

Upon approval and acceptance by the Audit Committee, acknowledgement of the receipt and presentation of the Exit Conference Report, and preliminary draft financial report, shall be entered into record at the June 14, 2023 Board meeting.

SUMMARY:

Amount:	N/A
Source of Funds:	N/A
Capital Project #:	N/A
Operating Budget:	N/A
Master Plan Status:	N/A
Other Fund Sources:	N/A
Duration of Contract:	N/A
Other Parties Involved:	N/A
Estimated Number of Jobs Supported:	N/A

DRPA-23-050
Audit Committee: June 7, 2023
Board Date: June 14, 2023
2022 Financial Audit – Exit Conference Report
and Required Communications

RESOLUTION

RESOLVED: That the Board acknowledges the Audit Committee presentation of the 2022 Financial Audit Exit Conference Report and Required Communications by Bowman and Company (External Auditors) and approval by the Audit Committee on June 7, 2023.

SUMMARY:

Amount:	N/A
Source of Funds:	N/A
Capital Project #:	N/A
Operating Budget:	N/A
Master Plan Status:	N/A
Other Fund Sources:	N/A
Duration of Contract:	N/A
Other Parties Involved:	N/A
Estimated Number of	
Jobs Supported:	N/A

NEW BUSINESS

PORT AUTHORITY TRANSIT CORP. BOARD MEETING



Wednesday, June 14, 2023

Immediately following the DRPA Board Meeting

One Port Center

11th Floor Board Room

Camden, NJ

John T. Hanson, President



PATCO BOARD



**PORT AUTHORITY TRANSIT CORPORATION
BOARD MEETING**

**Wednesday, June 14, 2023
Immediately following the DRPA Board Meeting
One Port Center
Camden, New Jersey**

ORDER OF BUSINESS

1. Roll Call
2. Public Comment
3. Report of the General Manager – June 2023
4. Approval of May 17, 2023 PATCO Board Meeting Minutes
5. Monthly List of Previously Approved Payments – May 2023
6. Monthly List of Previously Approved Purchase Orders and Contracts – May 2023
7. Approval of Balance Sheet and Equity Statement dated March 31, 2023
8. Unfinished Business
9. New Business

PATCO-23-011	Consideration of Pending PATCO Contracts (Between \$25,000 and \$100,000)
--------------	--
10. Executive Session
11. Adjournment

GENERAL MANAGER'S REPORT



REPORT OF THE GENERAL MANAGER

As stewards of public assets, we provide for the safe and efficient operation of transportation services and facilities in a manner that creates value for the public we serve.

June 14, 2023

To the Commissioners:

The following is a summary of recent PATCO activities, with supplemental information attached.

HIGHLIGHTS

Updated and Enhanced Signage – Recognizing current mental health concerns and the availability of a simple new number to call or text in crisis, PATCO replaced signage on all platforms, in the stations, and on digital advertising signs in station lobbies.



There is hope. Make the call. PATCO Previous signage



New bilingual signage with easy to remember, quick to call or text number



TTY Accessibility Improvements – TTY are special devices that facilitate communication for people with hearing or speech issues by allowing them to type messages in a synchronous conversation, as a text version of a telephone call. For years, in compliance with the Americans with Disabilities Act, PATCO has had 37 telephones equipped with TTY, located on either side of the fare gates. However, we wanted to improve the signage to clearly delineate the number to dial to activate the TTY capability. The improved messaging will assist users to take advantage of this accommodation and to more quickly access assistance in the event of an emergency. New TTY signage has been installed at all PATCO stations.



Collingswood May Fair – On Saturday, May 27, Collingswood Partners hosted its 42nd annual May Fair. PATCO’s booth was one of hundreds visited by tens of thousands of people who strolled more than a mile along Haddon Avenue. Our ridership at Collingswood Station was twice as high that beautiful day as on an average Saturday.



Our free reusable shopping bags drew over 500 people to us, and we answered many inquiries

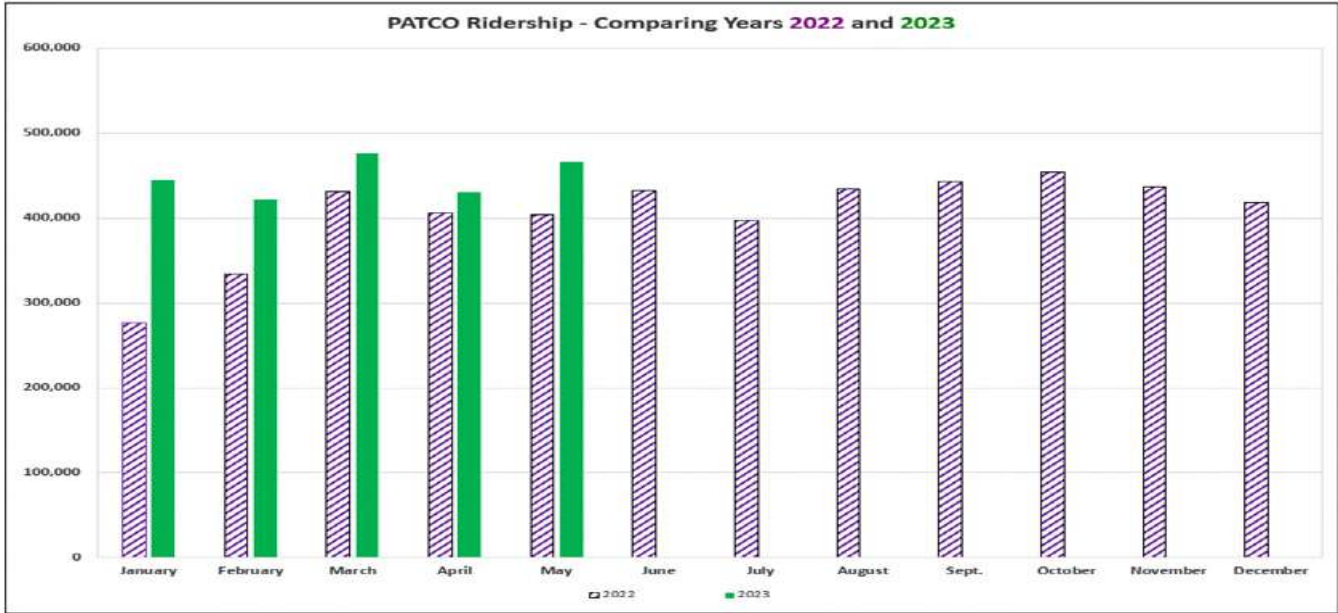


about our Reduced Fare Program for seniors and the **PATCO Perks** program, through which businesses offer our customers discounts. Attendees also enjoyed the car show, children’s rides, and non-stop music.

Center City District Smart & Safe Fairs – PATCO participated in three tabling events in office buildings this month, completing the eight-week Center City District initiative to encourage office workers to enjoy the many attractions in Philadelphia.

SERVICE

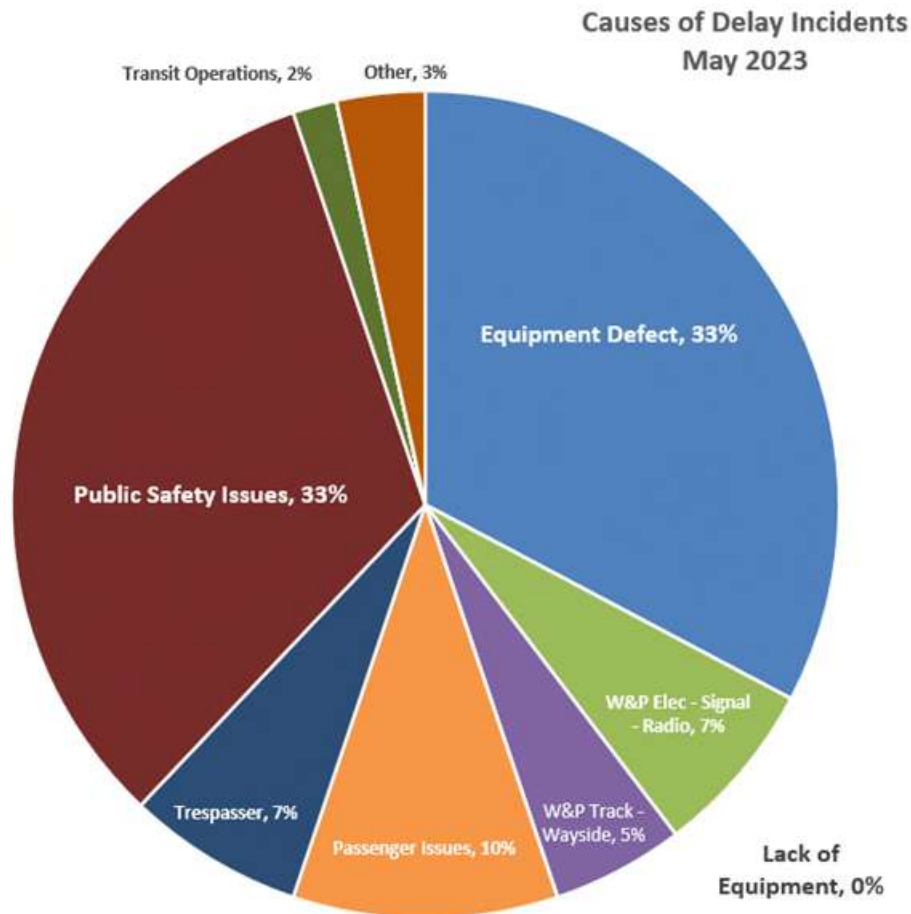
Ridership – Ridership in May was 466,231, an **increase** of 62,235 **(+15.40%)** when compared to May of 2022. Year to date ridership totaled 2,239,946, an **increase** of 386,523 **(+20.85%)** when compared to the same period of 2022.



On-Time Performance - On 6 days our on-time performance was **100%**, but two particularly bad days pulled down our overall on-time percentage for the month of May, resulting in **97.52%** for the month. Of the 4,975 scheduled trips in May, 12 were cancelled, 107 were late, and 56 stations were bypassed. On-time performance for the Year to Date was **97.59%**.



Causes of Delay Incidents – By far, the most impactful incident was on May 31, when we discovered a broken frog at Wood Interlocking, and we could not run trains over it. We had to single-track around the defect until repairs were complete. Frogs are mechanical structures that enable train wheels to cross from one track onto another, and they experience regular wear and tear. Unfortunately, however, the repair of this frog resulted in 18 late trains. On another day, a single trespasser’s presence in the subway track area resulted in 6 late trains and one annulment. Most of the police activity incidents reflected in the chart below involved escorting unticketed passengers from trains.



Availability of Transit Equipment – PATCO closely monitors the availability of equipment to meet the needs of our peak service customers. For the fifth month in a row, we’ve achieved **100%** availability. We have also been able to station relay trains during rush periods, so that if a train has a defect, we can usually quickly replace it to eliminate having delays or to having to annul a trip.

DAILY LOADLINE CAR REQUIREMENT FOR MAY 2023

A.M. RUSH HOUR (54 CARS REQUIRED)

P.M. RUSH HOUR (54 CARS REQUIRED)

Days Consist Requirement
Achieved

22 100.00%

Days Consist Requirement
Not Achieved

0 0.00%

TOTAL DAYS 22

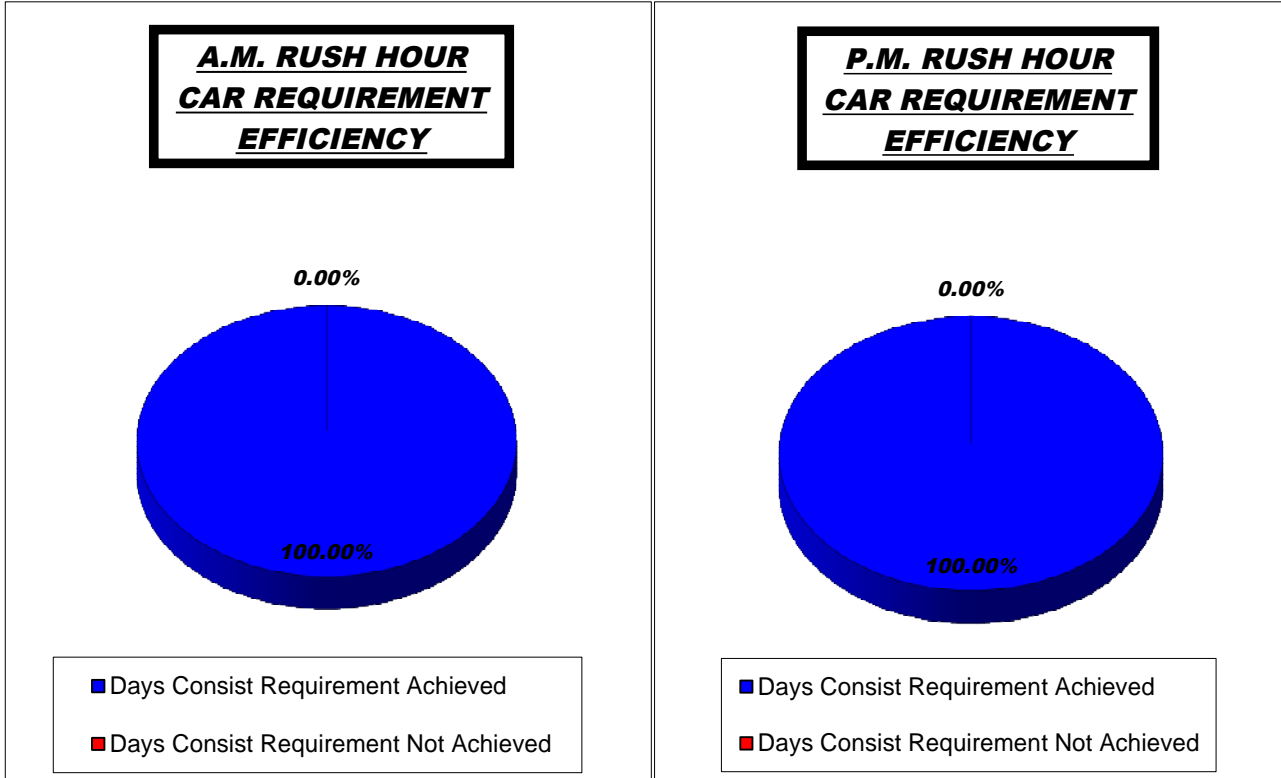
Days Consist Requirement
Achieved

22 100.00%

Days Consist Requirement
Not Achieved

0 0.00%

TOTAL DAYS 22



FREEDOM Card Service Center – The Service Center at Woodcrest Station is open every weekday from 7 a.m. to 6 p.m. and at Broadway on Mondays from 10 a.m. to 2 p.m. In addition, many customers use our FREEDOM website to add value to their cards, report lost cards, and change credit card information.

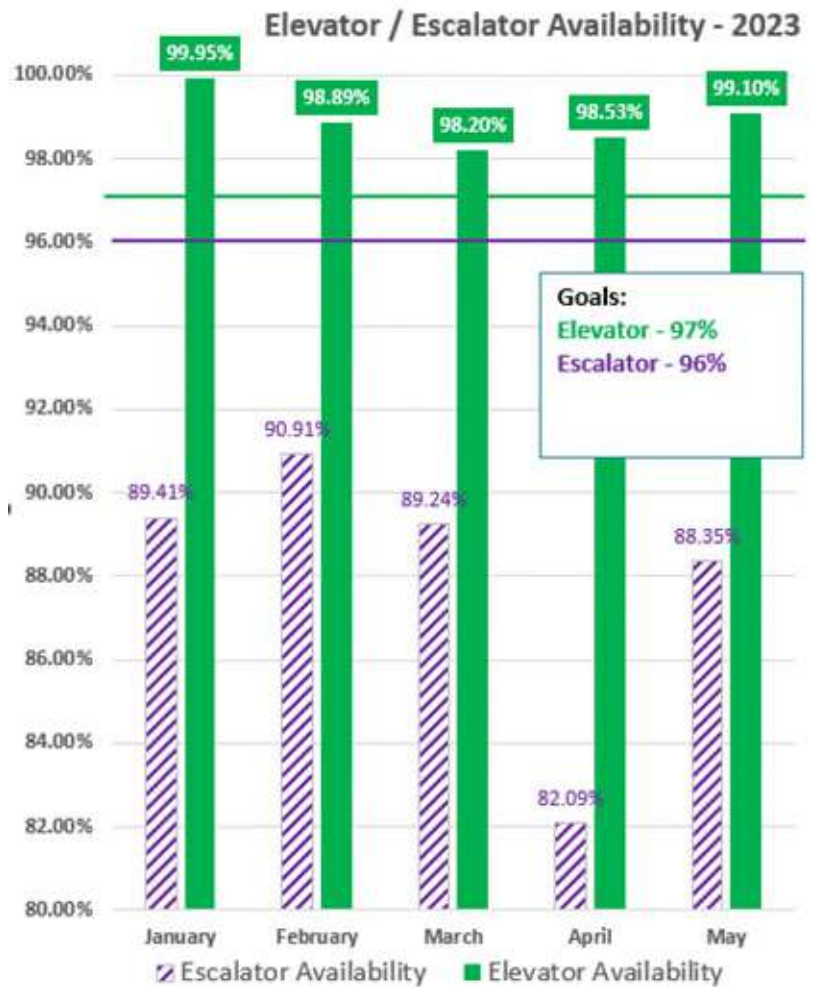
Service	# of Customers Served in May	# of Customers Served Year to Date
Calls	702	3,459
Walk-Ups	731	3,525
Replacement Cards Issued	573	2,618
Reduced Fare Program Sign-ups	90	512
SHARE Sign-ups	55	235
Student Sign-ups	7	24
“T” Card sign-ups	15	79

STEWARDSHIP

Elevators and Escalators

- Availability**

 - Availability of all **elevators** was **99.10%** in May, again surpassing our goal of 97%. Availability of elevators year to date is **98.94%**.
 - Availability of all **escalators** was **88.35%** in May, still falling short of our goal of 96% but better than the previous month. Availability of escalators year to date is **88.0%**. At Woodcrest, we continue to await resolution of the software programming issue by the manufacturer of the equipment, Schindler; that unit’s outage accounted for 67% of the escalator unavailability. Without that outage, available this month would have been 95.82%.
- Performance of Preventive Maintenance** - Monthly preventive maintenance was performed on all available elevators and escalators in May.



COMMUNITY

PATCO’s School Program – The end of the school year approaches, and 137 students from three different communities rode PATCO as part of their field trips in May. PATCO representatives met the students, spoke about how to ride PATCO safely, and escorted them on their initial ride. In each case students

returned later in the day using one-ride tickets that are conveniently preprinted for them, effectively enjoying a half fare.

FINANCE

(The following unaudited data available as of 6/2/2023.)

PATCO Income year to date (through 3/31/2023) amounted to \$3,406,706, compared with a Budget Anticipated Income of \$3,328,134 a **favorable** variance of \$78,573 **(+2.36%)**.

Operating expenses during March amounted to \$4,778,854, compared with a Budget Anticipated Expense of \$5,265,208, a **favorable** variance of \$486,354 or **9.24%**. Year to date expenses totaled \$14,317,250 compared with a Budget Anticipated Expense of \$16,075,695, a **favorable** variance of \$1,758,445 or **10.94%**.

During the month of March, PATCO experienced a Net Operating Loss (excluding rental and non-recurring charges) of \$3,592,290. Total Cumulative Loss year to date (excluding rental and non-recurring charges) equaled \$10,910,544. Total Cumulative Loss year to date (including Lease Rental charges) equaled \$12,441,041.

Net Transit Loss (including lease expense) for the month of March 2023 was \$4,102,457.

	<u>Year to Date as of 3/31/2023</u>			
<u>Through March 31, 2023</u>	<u>2023 Budget</u>	<u>2023 Actual</u>	<u>Variance</u>	
Income	\$3,328,134	\$3,406,706	\$78,573	F
Expenses	\$16,075,695	\$14,317,250	\$1,758,445	F
Operating Ratio	.207	.2379		F
Passengers	1,294,975	1,343,114	48,139	F
Car Miles	1,358,853	1,255,884	102,969	

PERSONNEL TRANSACTIONS

The following personnel transactions occurred in May 2023:

NAME	POSITION	DEPT.	DATE
-------------	-----------------	--------------	-------------

APPOINTMENT(S) - None

TEMPORARY APPOINTMENTS - None

PROMOTION(S) - None

TEMPORARY ASSIGNMENT TO HIGHER CLASSIFICATION

Timothy P. Roedig NJ	From: Storekeeper To: Acting Supervisor, Storeroom	Purchasing Purchasing	 4/24 – 6/24/2023
Keith Hagan NJ	From: Electrical Foreman To: Acting Manager, Power, Signals & Communication	Power & Signals Power & Signals	 5/10 – 5/14/2023 and 5/27 – 6/04/2023
Ruth Keller NJ	From: Track Foreman To: Acting Manager, Track, Structures & Mechanical Equipment	Track & Facilities Track & Facilities	 5/26 – 5/30/2023

UPGRADE (GRADE CHANGE) - None

TITLE CHANGES - None

INTERAGENCY PROMOTIONS from PATCO to DRPA

William J. Yip NJ	From: Train Operator To: Construction & Maintenance Mechanic	Transit Services Operations (BFB)	 5/20/2023
----------------------	--	--	-------------------

INTERAGENCY PROMOTIONS from DRPA to PATCO

INTERAGENCY TRANSFERS - None

RETIREMENT(S)

Timothy G. Cantwell NJ	Equipment Electrician	Equipment	5/19/2023
---------------------------	-----------------------	-----------	-----------

RESIGNATION(S)

Anthony S. Scavola NJ	Track Mechanic	Track & Facilities	5/19/2023
--------------------------	----------------	--------------------	-----------

LAY OFFS - None

END OF TEMPORARY ASSIGNMENT - None

DECEASED – None

PURCHASING & MATERIAL MANAGEMENT

During the month of May, 89 purchase orders were issued with a total value of \$510,549. Of the \$132,304 in monthly purchases where minority vendors could have served PATCO needs, \$4,446 was awarded to MBEs and \$31,254 to WBEs. The \$35,700 total MBE/WBE purchases in May represent 6.99% of the total spent and 26.98% of the purchases available to MBE/WBEs.

MAINTENANCE OF TRAINS (EQUIPMENT DEPARTMENT)

The following significant maintenance initiatives progressed in May:

- Eight (8) overhauled motors were available for installation as needed. Ninety-eight (98) are in the overhaul process, including thirty (30) at Swiger Coil, twenty (20) at RAM, nineteen (19) at WALCO, twenty (20) at Sherwood, eight (8) pending outbound shipment, and one (1) undergoing in-house mini overhaul.

**Traction Motor Overhaul
Thru May 31, 2023**

	2020	2021	2022	2023	Total
Resolution P-19-018	\$ 2,658,439.76	\$ 2,581,538.55	\$ 3,241,221.83	\$ 1,042,327.00	\$ 9,523,527.14
Totals	\$ 2,658,439.76	\$ 2,581,538.55	\$ 3,241,221.83	\$ 1,042,327.00	\$ 9,523,527.14
Vendor Breakdown					
RAM Industrial	\$ 761,512.00	\$ 566,237.00	\$ 904,209.00	\$ 243,640.00	\$ 2,475,598.00
Sherwood	\$ 315,583.00	\$ 564,567.00	\$ 801,971.00	\$ 173,259.00	\$ 1,855,380.00
Swiger Coil (DBA Motive Power)	\$ 816,488.76	\$ 666,757.55	\$ 454,023.83	\$ 395,020.00	\$ 2,332,290.14
Walco Electric	\$ 764,856.00	\$ 783,977.00	\$ 1,081,018.00	\$ 230,408.00	\$ 2,860,259.00
Totals	\$ 2,658,439.76	\$ 2,581,538.55	\$ 3,241,221.83	\$ 1,042,327.00	\$ 9,523,527.14
Remaining Contract Funds					\$976,472.86

- We established a goal of thirty-two (32) truck overhauls in 2023. Four (4) have been assembled so far, with two (2) in progress.
- Thirty-eight (38) rebuilt gearboxes are currently available, and zero (0) wheelsets are assembled for truck building. Twenty-two (22) gearboxes are in the overhaul process with three (3) at UTC, fifteen (15) at Penn Machine, zero (0) at PATCO and four (4) pending outbound shipment.

**Gearbox Overhaul
Thru May 31, 2023**

Resolution	2022	2023	Grand Total
P-21-085	\$ 416,856.31	\$ 22,654.77	\$ 439,511.08


Vendor Breakdown

UTC/RAS & PENN MACHINE			
UTC/RAS			\$ -
PENN MACHINE COMPANY LLC	\$ 416,856.31	\$ 22,654.77	\$ 439,511.08
Totals	\$ 416,856.31	\$ 22,654.77	\$ 439,511.08
Remaining Contract Funds			\$ 1,060,488.92

- In May, custodial employees scrubbed twenty (20) cars (intensive interior cleaning and buffing floors). In addition, we completed one hundred two (102) exterior washes.

TRACK & FACILITIES

- In May, Track & Facilities crews performed ROW (right of way), station, parking lot and track inspections.
- Support services (flagging and scheduling) were provided as required for the following projects:
 - Ben Franklin Rehabilitation capital project (Contract No. BF-54-2019)
 - PATCO Elevators at Remaining Stations (Project 12-I)
 - Solar Project
- Custodians pressure washed Woodcrest Station Lobby.
- HARSCO completed their geometry runs.
- Track Mechanics removed snow equipment from stations and returned them to Lindenwold.
- Track Mechanics repaired gates to the track area at Mt. Ephram and Haddon. New fence poles and fencing was installed at Newton Avenue.



- Track Mechanics removed and replaced 164 feet of 136 pound rail including an insulated joint on 88L north rail. Mechanical and Structural Technicians performed 6 thermite welds. The next day, the Track Mechanics removed and installed a new insulated joint at 88L south rail. Thermite welds were ground.
- Track Mechanics replaced two insulated joints at the east end of Haddonfield platform. M&S Technicians completed thermite welds.



POWER & SIGNALS

- Staff established mainline track outages for the Track & Facilities Department.
- Traction return bonding was applied to new rail replacement as required.
- Right of Way (ROW), switch and signal inspections were performed.
- Substation breaker maintenance was performed.
- Relay testing and repairs were performed at mainline interlockings.
- Stations, subway tunnels, and parking lots were re-lamped as necessary.
- Support services were also provided as required for the following projects:
 - Birch Street Substation Equipment Upgrades (Contract PATCO-71-2019)
 - BFB suspension cable
 - Franklin Square Station Rehabilitation
 - Maintenance and repairs of escalators and elevators

SAFETY

The monthly report of the Safety Department is enclosed with this report.

Respectfully submitted,

A handwritten signature in black ink, appearing to read 'John D. Rink'.

John D. Rink
General Manager

**PORT AUTHORITY TRANSIT CORPORATION
COMPARATIVE STATEMENT OF REVENUE AND EXPENSES
March 31, 2023 Monthly and YTD**

	1ST A/P 1/31/2023	2ND A/P 2/28/2023	3RD A/P 3/31/2023
<u>INCOME</u>			
Operating	1,093,199	1,024,566	1,153,321
Non-Operating	<u>51,446</u>	<u>50,931</u>	<u>33,243</u>
Total Income-Pd	1,144,645	1,075,497	1,186,564
Total Oper.Inc.-YTD		2,117,764	3,271,085
Total NonOper.Inc.-YTD		102,378	135,621
Total Income-YTD		2,220,142	3,406,706
<u>EXPENSE</u>			
Way & Power	1,087,022	1,112,668	1,273,297
Equipment	596,863	690,758	838,294
Transportation	1,714,141	1,552,441	1,562,212
Administration	982,744	848,694	663,779
Purchased Power	336,793	328,678	347,107
Ins & Claims	143,796	143,797	94,165
Sub-Total-Pd	4,861,360	4,677,036	4,778,854
Sub-Total-YTD		9,538,394	14,317,250
Rent-DRPA-PD	510,163	510,167	510,167
Rent-DRPA-YTD		1,020,330	1,530,497
Total Expenses-Pd	5,371,523	5,187,203	5,289,021
Total Expenses-YTD		10,558,724	15,847,747
<u>STATISTICS</u>			
Passengers-PD	444,820	421,861	476,433
Passengers-YTD		866,681	1,343,114
Oper Rev. /Pass-Pd	2.46	2.43	2.42
Oper Rev. /Pass-YTD		2.44	2.44
Oper Exp. /Pass-Pd	10.93	11.09	10.03
Oper Exp. /Pass-YTD		11.01	10.66
Car Miles-Pd	424,978	394,682	436,224
Car Miles-YTD		819,660	1,255,884
Oper Rev. /CM-PD	2.57	2.60	2.64
Oper Rev. /CM-YTD		2.58	2.60
Oper Exp./CM-PD	11.44	11.85	10.96
Oper Exp./CM-YTD		11.64	11.40
Avg. Rev. /Pass- YTD	2.57	2.56	2.54

Port Authority Transit Corporation
Analysis of Budgeted/Actual Income - Year 2023
3rd Accounting Period Ending
March 31, 2023

Income	2023		Current			Year-To-Date			
	<u>Budget</u>	<u>Budget</u>	<u>Actual</u>	<u>Variance</u>		<u>Budget</u>	<u>Actual</u>	<u>Variance</u>	
Passenger Fare Revenue	\$13,605,179	\$1,080,514	\$1,115,484	\$34,970	3.24% F	\$3,107,940	\$3,164,730	\$56,790	1.83% F
Smart Card Sales	<u>68,850</u>	<u>5,738</u>	<u>5,465</u>	<u>(273)</u>	<u>-4.75%</u> U	<u>17,213</u>	<u>15,850</u>	<u>(1,363)</u>	<u>-7.92%</u> U
Total Passenger Revenue	\$13,674,029	\$1,086,252	\$1,120,949	\$34,697	3.19% F	\$3,125,153	\$3,180,580	\$55,427	1.77% F
Advertising	181,116	15,093	10,911	(4,182)	-27.71% U	45,279	67,819	22,540	49.78% F
Parking	309,628	25,802	32,372	6,570	25.46% F	77,407	90,505	13,098	16.92% F
Leases & Rentals	332,429	22,056	11,149	(10,907)	-49.45% U	66,168	33,447	(32,721)	-49.45% U
Interest	15,200	1,267	11,112	9,845	777.26% F	3,800	31,248	27,448	722.32% F
Miscellaneous	<u>41,308</u>	<u>3,442</u>	<u>71</u>	<u>(3,371)</u>	<u>-</u> U	<u>10,327</u>	<u>3,107</u>	<u>(7,220)</u>	<u>-</u> U
Total Income	<u>\$14,553,710</u>	<u>\$1,153,912</u>	<u>\$1,186,564</u>	<u>\$32,652</u>	<u>2.83%</u> F	<u>\$3,328,134</u>	<u>\$3,406,706</u>	<u>\$78,573</u>	<u>2.36%</u> F
Passengers	5,668,824	450,214	476,433	26,219	5.82% F	1,294,975	1,343,114	48,139	3.72% F

**Port Authority Transit Corporation
Comparative Analysis - 2023
Budget /Actual-Income & Departmental Expenses
for the Month Ending
March 31, 2023**

	2023		Current			Year-To-Date			
	<u>Budget</u>	<u>Budget</u>	<u>Actual</u>	<u>Variance</u>		<u>Budget</u>	<u>Actual</u>	<u>Variance</u>	
Passenger Fare Revenue	\$13,605,179	\$1,080,514	\$1,115,484	\$34,970	3.2% F	\$3,107,940	\$3,164,730	\$56,790	1.8% F
Smart Card Sales	68,850	5,738	5,465	(273)	-4.7% U	17,213	15,850	(1,363)	-7.9% U
Total Passenger Revenue	\$13,674,029	1,086,252	1,120,949	34,697	3.2% F	3,125,153	3,180,580	55,427	1.8% F
Other	<u>879,681</u>	<u>67,660</u>	<u>65,615</u>	<u>(2,045)</u>	<u>-3.0% U</u>	<u>202,981</u>	<u>226,126</u>	<u>23,145</u>	<u>11.4% F</u>
Total Income	<u>\$14,553,710</u>	<u>\$1,153,912</u>	<u>\$1,186,564</u>	<u>\$32,652</u>	<u>2.8% F</u>	<u>\$3,328,134</u>	<u>\$3,406,706</u>	<u>\$78,573</u>	<u>2.4% F</u>
Way & Power	\$13,774,908	\$1,148,080	\$1,273,297	(\$125,218)	-10.9% U	\$3,443,990	\$3,472,987	(\$28,998)	-0.8% U
Equipment	10,289,964	856,920	838,294	18,626	2.2% F	2,570,761	2,125,915	444,846	17.3% F
Transportation	21,963,302	1,838,074	1,562,212	275,862	15.0% F	5,514,222	4,828,794	685,428	12.4% F
Administration	11,731,345	854,991	663,779	191,212	22.4% F	2,845,294	2,495,217	350,077	12.3% F
Insurance & Claims	2,480,712	206,726	94,165	112,561	54.4% F	620,178	381,758	238,420	38.4% F
Purchased Power	<u>4,325,000</u>	<u>360,417</u>	<u>347,107</u>	<u>13,310</u>	<u>3.7% F</u>	<u>1,081,250</u>	<u>1,012,578</u>	<u>68,672</u>	<u>6.4% F</u>
Sub-Total	\$64,565,231	\$5,265,208	\$4,778,854	\$486,354	9.2% F	\$16,075,695	\$14,317,250	\$1,758,445	10.9% F
Transit Subsidy (before rent)	(\$50,011,521)	(\$4,111,296)	(\$3,592,290)	\$519,006	12.6% F	(\$12,747,561)	(\$10,910,544)	\$1,837,017	14.4% F
Rent-DRPA	6,122,000	510,167	510,167	—	— F	1,530,497	1,530,497	—	— F
Total Expenses	<u>\$70,687,231</u>	<u>\$5,775,375</u>	<u>\$5,289,021</u>	<u>\$486,354</u>	<u>8.4% F</u>	<u>\$17,606,192</u>	<u>\$15,847,747</u>	<u>\$1,758,445</u>	<u>10.0% F</u>
Transit Subsidy (includes rent)	(\$56,133,521)	(\$4,621,463)	(\$4,102,457)	\$519,006	11.2% F	(\$14,278,058)	(\$12,441,041)	\$1,837,017	12.9% F

RESOLUTION

WHEREAS, *TIMOTHY G. CANTWELL has faithfully served the Port Authority Transit Corporation for THIRTY-SIX years in a conscientious and reliable manner, and*

WHEREAS, *TIMOTHY G. CANTWELL wishes to accept retirement effective May 19, 2023 under the provisions of his employment benefits; now therefore,*

BE IT RESOLVED: *That, the Commissioners of the Delaware River Port Authority accept your retirement request from your position, Equipment Electrician, and concurrently extend sincere best wishes for a long, healthy and happy future, and*

BE IT FURTHER RESOLVED: *That a copy of the foregoing resolution be suitably prepared and forwarded to TIMOTHY G. CANTWELL.*

PATCO EEO CATEGORIES (By State)

102

JOB TITLE	STATE OF RESIDENCE		
	DE	NJ	PA
1 General Manager		1	
2 Assistant General Manager			1
1 Director, Equipment		1	
2 Director, Fare Collection Operations		1	
3 Director, Finance		1	
4 Director, Power & Signals		1	
5 Director, Safety Services		1	
6 Director, Track & Facilities		1	
7 Director, Transit Services		1	
1 Manager, Electrical & Electronics		1	
2 Manager, Fare Collection			1
3 Manager, Mechanical & Custodial		1	
4 Manager, Passenger Services		1	
5 Manager, Power, Signals & Communications		2	
6 Manager, Track & Facilities		1	
7 Manager, Track, Structures & Mechanical Equipment		1	
8 Supervising Dispatcher		2	
9 Technical Supervisor, Electrical Systems			
10 Technical Supervisor, Civil/Mechanical Systems			1
11 Technical Supervisor, Equipment			1
12 Technical Supervisor, Transit Services			1
1 Custodial Foreman			1
2 Dispatcher		6	2
3 Dispatcher Trainee		1	
4 Electrical Foreman		6	
5 Fare Collection Foreman			
6 Fleet Foreman		1	

PATCO EEO CATEGORIES (By State)

JOB TITLE	STATE OF RESIDENCE		
	DE	NJ	PA
7 Maintenance Foreman			
8 Mechanical Foreman		1	1
9 Money Room Supervisor		1	
10 Payroll Administrator		2	
11 Purchasing Agent		1	
12 Sr. Accountant		3	
13 Station Supervisor		7	1
14 Supervisor, Storeroom			1
15 Supervisor, Transit Services		4	
16 Supervisor/Traffic Analyst		6	1
17 Track Foreman		2	1
OFFICIALS & ADMINISTRATORS (Total By State)			
	0	58	13
TOTAL OFFICIALS & ADMINISTRATORS			
		71	
1 Fare Collection Systems Analyst		1	
2 Program Analyst			
3 Project Manager, Technical		1	
4 Purchasing Specialist		3	
5 Safety Specialist		2	
PROFESSIONALS (Total By State)			
	0	7	0
TOTAL PROFESSIONALS			
		7	

PATCO EEO CATEGORIES (By State)

	JOB TITLE	STATE OF RESIDENCE		
		DE	NJ	PA
1	Train Operator	1	37	14
PARAPROFESSIONALS (Total By State)		1	37	14
TOTAL PARAPROFESSIONALS		52		
1	Custodian		16	16
2	Revenue Collector		2	
SERVICE MAINTENANCE (Total By State)		0	18	16
TOTAL SERVICE MAINTENANCE		34		
1	Accounting Clerk		2	
2	Administrative Coordinator		8	
3	Customer Service Agent/Traffic Checker		3	1
4	Data Entry Clerk			1
5	Media Specialist		1	
6	Storekeeper		5	
ADMINISTRATIVE SUPPORT (Total By State)		0	19	2
TOTAL ADMINISTRATIVE SUPPORT		21		
1	Car Monitoring & Diagnostic System Technician		1	
2	Electronic Technician	1	17	2

PATCO EEO CATEGORIES (By State)

JOB TITLE	STATE OF RESIDENCE		
	DE	NJ	PA
3 Electronic Technician Apprentice - Fare Collection			1
4 Equipment Electrician		3	1
5 Equipment Electrician A/C		4	
6 Equipment Mechanic	1	16	
7 Fare Collection Repairman		1	1
8 Groundskeeper		2	
9 Machine Operator 1/C		4	
10 Machinist 1/C		1	
11 Machinist 1/C Toolmaker		1	
12 Maintainer		20	4
13 Maintenance Mechanic 1/C		3	
14 Mechanical & Structural Technician		12	1
15 Track Mechanic		11	6
16 Welder		1	
<hr/>			
CRAFT WORKERS (SKILLED) (Total By State)			
	2	97	16
<hr/>			
TOTAL CRAFT WORKERS (SKILLED)			
		115	
<hr/>			
TOTAL EMPLOYEES BY STATE			
	3	236	61
<hr/>			
TOTAL PATCO EMPLOYEES			
		300	
<hr/>			
SUMMARY (Employee Class)			
<hr/>			
NON-REP			
	0	84	15
<hr/>			
99			
<hr/>			
TEAMSTERS			
	3	152	46
<hr/>			
201			

MEMORANDUM

PORT AUTHORITY TRANSIT CORPORATION
of Pennsylvania & New Jersey

To: John Rink

FROM: David Fullerton

SUBJECT: Monthly Report: Safety Department – May 2023

DATE: June 2, 2023

1. Safety Services Staff was involved in the following activities concerning Contractors' Safety:
 - Conducted Contractors' Safety Briefings and created the necessary follow-up reports of safety briefings as shown below (total of 67 people trained):

DATE	CONTRACTOR	PATCO CONTRACT #	PROJECT/WORK AREA	#
05/01/23	DJ Keating	Contract #12-J	Franklin Square Re-Opening	2
05/01/23	KCCI	Contract #12-J	Franklin Square Re-Opening	1
05/01/23	Lake Glenn Enterprises	Contract #12-J	Franklin Square Re-Opening	6
05/01/23	Skanska	BF-54-2019	Rehab. of Substations and Anchorages Project	1
05/01/23	UPI	BF-54-2019	Rehab. of Substations and Anchorages Project	2
05/08/23	Archer & Greiner		Litigation Counsel	7
05/08/23	Corcon	BF-54-2019	Rehab. of Substations and Anchorages Project	2
05/08/23	DJ Keating	Contract #12-J	Franklin Square Re-Opening	1
05/08/23	DRPA New Hires		Electrical Technicians	2
05/08/23	DRPA Personnel		Chief Safety & Security Officer	1
05/08/23	JPC Group	Contract #12-J	Franklin Square Re-Opening	2
05/15/23	Burns Engineering	Contract #12-I	Elevator Installation Project	1
05/15/23	Freedom Glass	PATCO-27-L	PATCO Westmont Station	4
05/15/23	JJD Electric	Contract No. 21-G	Rail Replacement	4
05/15/23	JPC Group	Contract #12-J	Franklin Square Re-Opening	2
05/15/23	WSP		Glassboro-Camden Line Project	7

DATE	CONTRACTOR	PATCO CONTRACT #	PROJECT/WORK AREA	#
05/22/23	AECOM	BF-54-2019	Rehab. of Substations and Anchorages Project	1
05/22/23	Blanski Energy Mgmt.	Contract #12-J	Franklin Square Re-Opening	2
05/22/23	CTI	Contract No. 21-G	Rail Replacement	2
05/22/23	DRPA Engineer		Engineering Department	1
05/22/23	DRPA Summer Interns		(2) Engineering Department and (1) Legal Department	3
05/22/23	DRPA Temporary Hires		Finance Department	2
05/22/23	Ferreira Construction	Contract T100.560	Bridge Over A.C. Branch in Lawnside	1
05/22/23	HNTB	Contract #12-J	Franklin Square Re-Opening	1
05/22/23	Systra	Contract No. 21-G	Rail Replacement	3
05/30/23	AP Construction	PATCO-27-L	PATCO Westmont Station	1
05/30/23	Corcon	BF-54-2019	Rehab. of Substations and Anchorages Project	2
05/30/23	Johnson Controls, Inc.		PATCO Inspections	1
05/30/23	Lake Glenn	Contract #12-J	Franklin Square Re-Opening	1
05/30/23	WSP		Glassboro-Camden Line Project	1

Drug & Alcohol Tests – for May 2023

Random Drug only	10
Random Alcohol only	0
Random Drug & Alcohol	2
Reasonable Suspicion Drug only	0
Reasonable Suspicion Alcohol only	0
Post-Accident	<u>0</u>
TOTAL TESTS COMPLETED	12

2. Internal PATCO Safety Activities:

- Attended Effectively Managing Transit Emergencies, Jersey City, NJ, May 1st through 5th, 2023
- Attended PATCO Directors' Meetings, PATCO General Manager's Office or Microsoft Teams, May 2nd, 16th and 30th, 2023
- Safety Training Meeting, Microsoft Teams, May 3rd, 2023

- Performed update on Random Eligibility Pool for Random Drug & Alcohol testing, May 4th, 11th, 18th, and 25th, 2023
- Participated in Disciplinary Action Committee Meeting, Microsoft Teams, May 5th, 2023
- Attended Mandatory In-Person Track Outage Collaboration Meeting, May 5th, 2023
- Conducted Environmental Inspections at PATCO, May 8th, 9th, and 22nd, 2023
- Participated in Franklin Square Re-Opening Project Meetings, Contract #12-J, Microsoft Teams, May 9th and 23rd, 2023
- Attended and Participated in PATCO Staff Meetings, PATCO General Manager's Conference Room or Microsoft Teams, May 9th and 23rd, 2023
- Conducted Track & Facilities and Power & Signals Audit/Walk-Through, May 10th, 17th, and 24th, 2023
- Attended FTA PTASP Notice of Proposed Rulemaking Overview, May 10th, 2023
- Conducted Safety Inspections, May 11th, 18th, and 25th, 2023
- Participated in 2023 Weekly Thursday Work Call with CEO, Conference Call, May 11th and 25th, 2023
- Participated in Rail Replacement Progress Meeting, Contract #21-G, Microsoft Teams, May 11th, 18th, and 25th, 2023
- Participated in SSOA Monthly Meeting with PATCO via Microsoft Teams, May 11th, 2023
- Participated in Disciplinary Action Committee Hearing, Microsoft Teams, May 12th, 2023
- Conducted PATCO Station Inspections, May 16th, 23rd, and 30th, 2023
- Attended Senior Staff Meeting, OPC Board Room or Microsoft Teams, May 18th, 2023
- Conducted Equipment Audit/Walk-Through, May 19th, 2023
- Conducted Audit Preparation, May 22nd through 30th, 2023
- Conducted Joint Workplace Members Committee Virtual Meeting, May 22nd, 2023
- Attended Labor Management, Safety Subcommittee, In-Person or Microsoft Teams, May 23rd, 2023
- Attended Labor Management Monthly Committee, In-Person or Microsoft Teams, May 23rd, 2023
- Conducted Safety Certification Review, Microsoft Teams, May 23rd, 2023
- Conducted Fire Extinguisher Training, Transit Services, May 25th, 2023
- Attended Meeting with Dispatcher, General Manager's Conference Room, May 30th, 2023
- Attended Tools for Implementing a Comprehensive Safety Training Program, Zoom, May 31st, 2023

3. Internal DRPA Safety Activities:

- Attended National Transit Database Safety & Security Non-Rail and Rail Mode Event Reporting, Zoom, May 4th, 2023
- Attended BRB Staff Meeting (Bi-Weekly), BRB or Conference Call, May 5th and 19th, 2023
- Facilitated AED Toolbox Talk Development and Distribution, May 8th, 2023
- Coordinated First Aid Kit Restock, May 8th and 11th, 2023
- Oversight of Random Drug & Alcohol screenings with Interstate Mobile at WWB, May 8th, 2023
- Attended BFB Workplace Safety Subcommittee Meeting, Conference Call, May 9th, 2023
- Attended WWB Workplace Safety Subcommittee Meeting, Conference Call, May 10th, 2023

- Attended WWB Washdown Inspection, May 10th, 2023
- Conducted Fire Extinguisher Training, WWB, May 11th, 2023
- Attended BFB Staff Meeting (Bi-Weekly), BFB or Conference Call, May 12th and 26th, 2023
- Conducted CBB Shop Safety Inspections, May 12th and 26th, 2023
- Attended Prescription Eyewear Program Engagement at Bridges, May 16th, 2023
- Conducted BRB Shop Safety Inspections, May 16th and 31st, 2023
- Attended BRB Workplace Safety Committee Meeting, BRB or Conference Call, May 16th, 2023
- Conducted Job Safety Analysis (JSA) Task Review, BFB, May 16th, 2023
- Attended Fire Captains Muster, BFB, May 16th, 2023
- Participated in Fire Drill at BFB, May 17th, 2023
- Conducted Fire Extinguisher Training, BRB Toll Collectors, May 18th, 2023
- Distribution of Toolbox Talk for Respiratory Protection, May 19th, 2023
- BFB Site Visit, May 23rd, 2023
- Conducted WWB Shop Safety Inspections, May 23rd and 31st, 2023
- Conducted Fire Extinguisher Training, CBB, May 30th and 31st, 2023
- Reviewed various Health and Safety plans from contractors who were awarded construction and/or design projects during the month of May.
- Reviewed and commented on various Engineering Technical and Special Provisions documents for future DRPA projects. Conducted various site safety visits and inspections at DRPA Non-OCIP construction projects at the four bridges.

4. **Joint PATCO/DRPA Safety Activities:**

- Conducted and participated in Weekly PATCO Contractor Safety Briefings on May 1st, 8th, 15th, 22nd, and 30th, 2023
- Conducted and participated in New Hire Orientation for two (2) DRPA New Employees (Electrical Technicians), May 8th, 2023
- Participated in CBB Fire Drill, May 9th, 2023
- Participated in PATCO Westmont Station Progress Meeting, Contract No. 27-L, Microsoft Teams, May 9th and 23rd, 2023
- Participated in Incident/Accident Investigation Committee (IAIC) Monthly Telephone Conference Meeting, May 11th, 2023
- Conducted and participated in monthly SACC/Joint Workplace Committee meeting via Microsoft Teams and Telephone Conference, May 11th, 2023
- Attended Cybersecurity Tabletop Exercise 2023-01 Insider Threat, OPC Boardroom, May 16th, 2023
- Conducted and participated in New Hire Orientation for three (3) DRPA Summer Interns and two (2) DRPA Temporary Employees, May 22nd, 2023
- Participated in the Central Safety and Health Committee Meeting via Microsoft Teams and Telephone Conference, May 24th, 2023

5. **Joint PATCO/DRPA Safety Outside Agency Involvement.**

None.

PATCO BOARD MINUTES

**PORT AUTHORITY TRANSIT CORPORATION
BOARD MEETING**

**One Port Center
Camden, New Jersey
Wednesday, May 17, 2023**

Pennsylvania Commissioners

Gregory Schwab
Hayden Rigo (for Pennsylvania Auditor General Timothy DeFoor) (via Zoom)
James Snell (for Pennsylvania Treasurer Stacy Garrity) (via Zoom)
Keiwana McKinney (via Zoom)
Donna Powell (via Zoom)
Angelina Perryman (via Zoom)
Robert Ghormoz (via Zoom)

New Jersey Commissioners

Jeffrey Nash, Esq., Vice Chairman of the Board
Albert Frattali
Charles Fentress (via Zoom)
Sara Lipsett (via Zoom)
Richard Sweeney (via Zoom)
Daniel Christy (via Zoom)
Bruce Garganio (via Zoom)
Aarron Nelson (via Zoom)

DRPA/PATCO Staff

John T. Hanson, Chief Executive Officer
Jalila Parker, Deputy Chief Executive Officer
Raymond J. Santarelli, General Counsel and Corporate Secretary
James White, Chief Financial Officer
Toni Brown, Chief Administrative Officer
John Rink, PATCO General Manager
David Aubrey, Inspector General
Stephen Holden, Deputy General Counsel
Michael Venuto, Chief Engineer
Robert Finnegan, Chief Safety and Security Officer
Rohan Hepkins, PATCO Assistant General Manager
Ricardo DeOliveira, Bridge Director, CBB & WWB (via Zoom)
Joseph McAroy, Bridge Director, BFB & BRB (via Zoom)
Amy Ash, Manager, Contract Administration
Christopher Jones, Director, Information Services
Matt Licata, Acting Director, Fleet Management
Christina Maroney, Director, Strategic Initiatives
Kathleen Vandy, Assistant General Counsel
Dawn Whiton, Executive Assistant to the CEO
Mike Williams, Manager, Corporate Communications
Elizabeth Saylor, Administrative Coordinator, Corporate Secretary (via Zoom)

Others Present

Janice Venables, Associate Counsel, New Jersey Governor's Authorities Unit
 Christopher Gibson, Esq., Archer & Greiner, P.C.
 Alan Kessler, Esq., Duane Morris, LLP (via Zoom)
 Alan Becker, Citizens' Advisory Committee

OPEN SESSION**Roll Call**

Vice Chair Nash called the meeting to order at 9:38 a.m. and asked that the Corporate Secretary call the roll. The following were present, constituting a quorum: Vice Chair Nash, and Commissioners Frattali, Fentress, Schwab, Rigo, Snell, McKinney, Lipsett, Powell, Christy, Ghormoz, Perryman, Nelson, Garganio and Sweeney.

Public Comment

Alan Becker addressed the Board. Mr. Becker inquired regarding a dent he noticed on the Evesham Road Bridge near PATCO's Ashland Station. Chief Engineer Venuto advised that PATCO was aware of the dent and was handling it.

Report of the General Manager

PATCO General Manager Rink stated that the Report of the General Manager stood as previously submitted. Commissioner Frattali moved to approve the General Manager's Report and Commissioner Sweeney seconded the motion. There were no questions or comments. All Commissioners in attendance voted in the affirmative. The motion carried.

Approval of the April 19, 2023 PATCO Board Meeting Minutes

Vice Chair Nash stated that the Minutes of the April 19, 2023 PATCO Board Meeting were previously provided to all Commissioners and the Governors of New Jersey and Pennsylvania. There were no comments on or corrections to the Minutes. Commissioner Nelson moved to approve the Minutes and Commissioner Perryman seconded the motion. All Commissioners in attendance voted in the affirmative to approve the Minutes as submitted. The motion carried.

Receipt and Filing of the List of Previously Approved Payments and covering the Month of April 2023

Vice Chair Nash stated that the List of Previously Approved Payments covering the month of April 2023 were previously provided to all Commissioners. There were no questions or comments. Commissioner Fentress moved to receive and file the List and Commissioner Powell seconded the motion. All Commissioners in attendance voted in the affirmative. The motion carried.

Receipt and Filing of the List of Previously Approved Purchase Orders and Contracts covering the Month of April 2023

Vice Chair Nash stated that the List of Previously Approved Purchase Orders and Contracts covering the month of April 2023 was previously provided to all Commissioners. There were no questions or comments. Commissioner Frattali moved to receive and file the List and Commissioner Fentress seconded the motion. All Commissioners in attendance voted in the affirmative. The motion carried.

Approval of Balance Sheet and Equity Statement dated February 28, 2023

Vice Chair Nash stated that the Balance Sheet and Equity Statement dated February 28, 2023 was previously provided to all Commissioners. There were no questions or comments. Commissioner Nelson moved to receive and file the Balance Sheet and Equity Statement and Commissioner Christy seconded the motion. All Commissioners in attendance voted in the affirmative. The motion carried.

Approval of Labor Committee Meeting Minutes of May 2, 2023

Vice Chair Nash stated that the Minutes of the May 2, 2023 Labor Committee Meeting were previously provided to all Commissioners. There were no comments or corrections. Commissioner Fentress moved to approve the Minutes and Commissioner Garganio seconded the motion. All Commissioners in attendance voted in the affirmative to approve the Minutes as submitted. The motion carried.

Adoption of Resolutions Approved by the Labor Committee on May 2, 2023

Vice Chair Nash stated that there was one (1) Resolution from the May 2, 2023 Labor Committee Meeting for consideration:

PATCO-23-009 Collective Bargaining Agreement between Port Authority Transit Corporation and International Brotherhood of Teamsters Local 676 – Extension through December 31, 2025

General Counsel Santarelli presented the Summary Statement and Resolution seeking Board approval of the economic provisions and terms delineated in the Resolution's Attachment A to extend PATCO's labor contract with the International Brotherhood of Teamsters Local 676 through December 31, 2025. General Counsel Santarelli reviewed the specific provisions and terms of Attachment A. Vice Chair Nash inquired whether the Commissioners had any questions for staff concerning the Resolution. There were no questions. Commissioner Christy moved to adopt the Resolution and Commissioner Perryman seconded the motion. All Commissioners in attendance voted in the affirmative. The motion carried and the Board adopted the Resolution.

Unfinished Business

General Counsel Santarelli reported there were no Unfinished Business items.

New Business

Vice Chair Nash stated that there was one (1) New Business item for consideration:

PATCO-23-010 Consideration of Pending DRPA Contracts (Between \$25,000 and \$100,000)

Contract Administration Manager Ash presented Summary Statement and Resolution seeking Board authorization for staff to negotiate and enter into one (1) pending PATCO contract identified in the attachment to the Resolution. Vice Chair Nash inquired whether the Commissioners had any questions for staff concerning the Resolution. There were no questions. Commissioner Fentress

moved to adopt the Resolution and Commissioner Frattali seconded the motion. All Commissioners in attendance voted in the affirmative. The motion carried and the Board adopted the Resolution.

Executive Session

Corporate Secretary Santarelli reported there were no Executive Session items.

Adjournment

With no further business, Vice Chair Nash proposed an adjournment of the Meeting. Commissioner Fentress moved to adjourn the Meeting. Commissioner Perryman seconded the motion. All Commissioners in attendance voted in the affirmative. The Meeting adjourned at 9:47 a.m.

Respectfully submitted,



Raymond J. Santarelli, Esquire
General Counsel and Corporate Secretary

**PATCO MONTHLY LIST OF
PREVIOUSLY APPROVED PAYMENTS**

Port Authority Transit Corporation
Monthly List Of Previously Approved Payments 05/01/23 through 05/31/23
Meeting Date 06/14/23

Vendor Name	Item Description	Resolution # / Authorization	Amount
ALP INDUSTRIES INC	1st Aid & Safety Equipment	25KTHRES	148.53
ANA SOURCING LLC	1st Aid & Safety Equipment	25KTHRES	183.46
ARBILL INDUSTRIES INC	1st Aid & Safety Equipment	25KTHRES	1,161.73
GALLAWAY GLOVE & SAFETY	1st Aid & Safety Equipment	25KTHRES	659.88
JH NORTON COMPANY INC.	1st Aid & Safety Equipment	25KTHRES	275.16
PENDERGAST SAFETY EQUIPMENT CO	1st Aid & Safety Equipment	25KTHRES	188.40
QUIK STITCH EMBROIDERY	1st Aid & Safety Equipment	25KTHRES	2,053.75
SID TOOL CO., INC	1st Aid & Safety Equipment	25KTHRES	64.71
STAUFFER GLOVE & SAFETY	1st Aid & Safety Equipment	25KTHRES	290.88
SUPREME SAFETY, INC	1st Aid & Safety Equipment	25KTHRES	864.67
Y-PERS, INC.	1st Aid & Safety Equipment	25KTHRES	2,759.00
	1st Aid & Safety Equipment Total		8,650.17
MAGNUM GROUP, INC.	Advertising - Promotions	25KTHRES	990.00
	Advertising - Promotions Total		990.00
CUBIC TRANSPORTATION SYSTEMS	AFC Device Refresh	D-22-083	1,690,789.80
	AFC Device Refresh Total		1,690,789.80
BRINK'S, INCORPORATED	Armored Car Services	P-18-027	5,596.88
	Armored Car Services Total		5,596.88
GENUINE PART COMPANY	Auto Maint/Repair Parts	25KTHRES	383.72
SAMUEL A ROSS AUTOMOTIVE EQUIPMENT	Auto Maint/Repair Parts	25KTHRES	3,871.00
	Auto Maint/Repair Parts Total		4,254.72
DEL VEL CHEMICAL CO., INC.	Buildings Grounds & Maint.	25KTHRES	1,077.00
ERICO INTERNATIONAL CORPORATION	Buildings Grounds & Maint.	25KTHRES	6,613.29
GKY INDUSTRIES	Buildings Grounds & Maint.	25KTHRES	752.00
JAMES DOORCHECK INC	Buildings Grounds & Maint.	25KTHRES	1,410.00
MKG SALES ASSOCIATES, INC.	Buildings Grounds & Maint.	25KTHRES	547.68
SID TOOL CO., INC	Buildings Grounds & Maint.	25KTHRES	372.48
US ELECTRICAL SERVICES, INC.	Buildings Grounds & Maint.	25KTHRES	72.00
	Buildings Grounds & Maint. Total		10,844.45
SID TOOL CO., INC	Chemical/Solvents-Commercial	25KTHRES	254.38
TRISTATE INDUSTRIAL DISTRIBUTORS OF	Chemical/Solvents-Commercial	25KTHRES	345.00
	Chemical/Solvents-Commercial Total		599.38
BIOCHEM SYSTEMS INC.	Cleaning Materials	25KTHRES	1,596.00
NCH CORPORATION	Cleaning Materials	25KTHRES	1,041.95
PENETONE CORPORATION	Cleaning Materials	P-22-028N	4,635.00
	Cleaning Materials Total		7,272.95
DELTA DENTAL OF NEW JERSEY, INC.	Cobra Reimbursement Receivable	D-21-082	122.94
VISION BENEFITS OF AMERICA	Cobra Reimbursement Receivable	D-22-060	11.91
	Cobra Reimbursement Receivable Total		134.85
BURLINGTON SAFETY LAB.	Contract Service Expense	25KTHRES	468.00
CLIF WYCK FARM KENNELS	Contract Service Expense	25KTHRES	854.97
FLATIRON CRANE OPERATING COMPANY,	Contract Service Expense	P-22-022A	870.00
HAMPTON CLARKE INC	Contract Service Expense	25KTHRES	621.00
JOHNSON CONTROLS US HOLDINGS LLC	Contract Service Expense	P-22-028Q	7,077.18
ONE CALL CONCEPTS, INC.	Contract Service Expense	25KTHRES	145.86
ROOT 24 HOURS PLUMBING,INC.	Contract Service Expense	25KTHRES	3,000.00
SEPTA	Contract Service Expense	P-19-009	120,767.34
TERMINIX INTERNATIONAL COMPANY	Contract Service Expense	25KTHRES	425.00
	Contract Service Expense Total		134,229.35
BILLOWS ELECTRIC SUPPLY CO INC	Direct Materials	25KTHRES	192.60
CONROY, INC.	Direct Materials	25KTHRES	718.74
ED'S RENTAL AND TOOLS INC.	Direct Materials	25KTHRES	299.85
EDWARD KURTH & SONS INC	Direct Materials	25KTHRES	2,250.00
HOME DEPOT U.S.A., INC.	Direct Materials	P-22-028O	3,617.59
JAS VENTURE INC DBA HADDON	Direct Materials	25KTHRES	1,074.72
LOWE'S COMPANIES, INC.	Direct Materials	P-22-028P	1,143.60
PEIRCE-PHELPS LLC	Direct Materials	25KTHRES	62.83
UNITED RENTALS NORTH AMERICA, INC	Direct Materials	25KTHRES	126.95
	Direct Materials Total		9,486.88
COLLINGS CONTRACTING TECHNOLOGIES,	Electrical & Signal Parts	25KTHRES	5,028.00
MARTEK INDUSTRIES, INC.	Electrical & Signal Parts	25KTHRES	3,408.93
T&T SUPPLY CO	Electrical & Signal Parts	25KTHRES	756.84
TS AIR SCIENCES LLC	Electrical & Signal Parts	25KTHRES	56.28
US ELECTRICAL SERVICES, INC.	Electrical & Signal Parts	25KTHRES	251.00
	Electrical & Signal Parts Total		9,501.05

COLLINGS CONTRACTING TECHNOLOGIES, COLONIAL ELECTRIC SUPPLY COMPANY IN SID TOOL CO., INC	Electrical Components & Parts	25KTHRES	1,264.00
TINA A. LISTON-HORNER	Electrical Components & Parts	25KTHRES	2,794.06
TRISTATE INDUSTRIAL DISTRIBUTORS OF US ELECTRICAL SERVICES, INC.	Electrical Components & Parts	25KTHRES	83.80
	Electrical Components & Parts	25KTHRES	189.00
	Electrical Components & Parts	25KTHRES	12.00
	Electrical Components & Parts	25KTHRES	545.80
	Electrical Components & Parts Total		4,888.66
INDCO INC	Electrical Equipment & Supplies	25KTHRES	144.39
SCHNEIDER ELECTRIC BUILDINGS	Electrical Equipment & Supplies	P-22-022B	73,800.00
TINA A. LISTON-HORNER	Electrical Equipment & Supplies	25KTHRES	383.04
US ELECTRICAL SERVICES, INC.	Electrical Equipment & Supplies	25KTHRES	2,360.00
	Electrical Equipment & Supplies Total		76,687.43
ATLANTIC CITY ELECTRIC	Electricity Expense	UTILITY	32.83
PSE&G CO.	Electricity Expense	UTILITY	16,372.06
SEPTA	Electricity Expense	UTILITY	92.87
	Electricity Expense Total		16,497.76
NATIONAL DRIVE	Employee Payroll Deductions	NONE	8.00
TREASURER - STATE OF NEW JERSEY	Employee Payroll Deductions	NONE	55,110.13
VOYA FINANCIAL	Employee Payroll Deductions	NONE	44,839.24
	Employee Payroll Deductions Total		99,957.37
SHARDA PAPER INC	Envelopes, Plain/Printed	25KTHRES	290.00
	Envelopes, Plain/Printed Total		290.00
THORNTON ENTERPRISES INC	Equipment & Tools	25KTHRES	126.00
W.W. GRAINGER INC.	Equipment & Tools	25KTHRES	581.45
	Equipment & Tools Total		707.45
CUBIC TRANSPORTATION SYSTEMS INC	Fare Collection Equipment	P-22-020B	2,483.13
	Fare Collection Equipment Total		2,483.13
BDF CHEMICAL CO INC	Fasteners	25KTHRES	598.75
COLONY HARDWARE CORPORATION	Fasteners	25KTHRES	114.57
GKY INDUSTRIES	Fasteners	25KTHRES	601.16
HILTI INC	Fasteners	25KTHRES	359.80
	Fasteners Total		1,674.28
INTERNAL REVENUE SERVICE	Federal/FICA Payroll Taxes	NONE	480,398.06
	Federal/FICA Payroll Taxes Total		480,398.06
SPECIALTY FREIGHT SERVICES, INC	Freight	25KTHRES	750.00
	Freight Total		750.00
L.B. FOSTER RAIL TECHNOLOGIES, INC.	Fuel/Oil/Grease	25KTHRES	3,769.00
TRISTATE INDUSTRIAL DISTRIBUTORS OF	Fuel/Oil/Grease	25KTHRES	194.16
	Fuel/Oil/Grease Total		3,963.16
PETROLEUM TRADERS CORPORATION	Gasoline - Unleaded	D-23-005	11,739.65
	Gasoline - Unleaded Total		11,739.65
SYMETRA LIFE INSURANCE COMP.	Group Life & Accident Insurance Payable	D-20-081	39,039.15
	Group Life & Accident Insurance Payable Total		39,039.15
CAMDEN TOOL	Hand Tools	25KTHRES	191.35
HILTI INC	Hand Tools	25KTHRES	179.00
INDCO INC	Hand Tools	25KTHRES	38.50
MCMMASTER-CARR SUPPLY COMPANY	Hand Tools	25KTHRES	111.00
SID TOOL CO., INC	Hand Tools	25KTHRES	96.76
SNAP-ON INCORPORATED	Hand Tools	25KTHRES	3,175.79
SOSMETAL PRODUCTS INC	Hand Tools	25KTHRES	184.75
TRISTATE INDUSTRIAL DISTRIBUTORS OF	Hand Tools	25KTHRES	849.45
US ELECTRICAL SERVICES, INC.	Hand Tools	25KTHRES	124.29
	Hand Tools Total		4,950.89
INDCO INC	Hardware & Related Equipment	25KTHRES	37.50
TRISTATE INDUSTRIAL DISTRIBUTORS OF	Hardware & Related Equipment	25KTHRES	144.00
	Hardware & Related Equipment Total		181.50
SOUTH JERSEY GAS COMPANY	Heating Expense	UTILITY	18,642.53
	Heating Expense Total		18,642.53
TS AIR SCIENCES LLC	HVAC	25KTHRES	1,287.09
	HVAC Total		1,287.09
COLLINGS CONTRACTING TECHNOLOGIES, INDCO INC	Janitorial Supplies	25KTHRES	199.50
T. FRANK MCCALL'S, INC.	Janitorial Supplies	25KTHRES	2,523.10
TRISTATE INDUSTRIAL DISTRIBUTORS OF	Janitorial Supplies	25KTHRES	1,230.88
	Janitorial Supplies	25KTHRES	177.50
	Janitorial Supplies Total		4,130.98
ARNOLD'S SAFE & LOCK CO., INC.	Locks/Locksmith Services	25KTHRES	863.10
	Locks/Locksmith Services Total		863.10
FILNOR INC.	Manually Operated 4000 Amp Switches	P-22-015	50,000.00
	Manually Operated 4000 Amp Switches Total		50,000.00
TRISTATE INDUSTRIAL DISTRIBUTORS OF	Material Handling & Storage	25KTHRES	82.00
	Material Handling & Storage Total		82.00
AMERIHEALTH INSURANCE COMPANY	Medical	D-22-076	186,006.08
	Medical Total		186,006.08

DELTA DENTAL OF NEW JERSEY, INC.	Medical Dental	D-21-082	7,301.44
VISION BENEFITS OF AMERICA	Medical Dental Total		7,301.44
	Medical Vision	D-22-060	760.00
	Medical Vision Total		760.00
GLOBAL EQUIPMENT COMPANY INC.	Office Supplies	25KTHRES	461.24
SOSMETAL PRODUCTS INC	Office Supplies	25KTHRES	353.20
W.B. MASON CO. INC	Office Supplies	D-20-126	1,086.51
	Office Supplies Total		1,900.95
W.B. MASON CO. INC	Other Office Expenses	D-20-069	1,413.22
	Other Office Expenses Total		1,413.22
PA DEPT OF REVENUE	PA Payroll Taxes	NONE	10,281.86
	PA Payroll Taxes Total		10,281.86
W.W. GRAINGER INC.	Paint-Coatings	25KTHRES	198.72
	Paint-Coatings Total		198.72
PATCO - Payroll Account	Payroll For Accounting Period	NONE	1,271,110.25
	Payroll For Accounting Period Total		1,271,110.25
PNC BANK P-CARD	P-Card Purchases	NONE	29,614.53
	P-Card Purchases Total		29,614.53
PA STATE EMPLOYEES RETIREMENT SYSTE	Pension - SERS	NONE	221,555.95
	Pension - SERS Total		221,555.95
CITY OF PHILADELPHIA	Philadelphia Payroll Taxes	NONE	6,746.25
	Philadelphia Payroll Taxes Total		6,746.25
DENNEY ELECTRIC SUPPLY OF AMBLER,	Platform & Station Parking Lots - LEDs	D-22-118	162,846.72
TRISTATE INDUSTRIAL DISTRIBUTORS OF	Platform & Station Parking Lots - LEDs Total		162,846.72
	Plumbing Equipment & Supplies	25KTHRES	85.60
	Plumbing Equipment & Supplies Total		85.60
FEDERAL EXPRESS CORPORATION	Postage Expenses	25KTHRES	371.77
	Postage Expenses Total		371.77
STEVENS & LEE P C	Professional Fees - Labor Relations	P-22-001	3,534.30
	Professional Fees - Labor Relations Total		3,534.30
ARCHER & GREINER, PC	Professional Fees - Litigation Costs	P-22-001	21,202.50
	Professional Fees - Litigation Costs Total		21,202.50
INTERSTATE MOBILE CARE, INC.	Professional Fees - Medical	P-21-008	19,984.00
OCCUPATIONAL HEALTH CENTERS	Professional Fees - Medical	P-21-008	631.00
	Professional Fees - Medical Total		20,615.00
ACADACA, LLC	Professional Services	P-23-005	17,342.25
CUBIC TRANSPORTATION SYSTEMS INC	Professional Services	P-22-012	23,493.75
	Professional Services Total		40,836.00
PECO - PAYMENT PROCESSING	Purchased Power	P-22-027	47,759.57
TOTAL STRONG, LLC	Purchased Power	P-21-019	154,664.29
	Purchased Power Total		202,423.86
ACV ENVIRONMENTAL SERVICES, INC.	Rail Car Cleaning Materials	P-20-020	25,312.97
BIRD CONTROL SERVICES, INC.	Rail Car Cleaning Materials	25KTHRES	174.00
	Rail Car Cleaning Materials Total		25,486.97
GRM INFORMATION MANAGEMENT SERVICES	Records Management Fees	D-20-090	24.61
	Records Management Fees Total		24.61
FRANCIS SZYNAL	Refund	25KTHRES	22.10
FRED HALLMON	Refund	25KTHRES	18.00
GERALDINE COCKER	Refund	25KTHRES	19.55
JOSEPH FALOTICO	Refund	25KTHRES	48.30
RAYMOND M. BROOME, JR.	Refund	25KTHRES	30.00
ROBERT and DONNAMARIE MISSONIS	Refund	25KTHRES	31.40
SIVAPOORA SUNTHARALINGAM	Refund	25KTHRES	24.53
VIRGINIA FINKE	Refund	25KTHRES	20.00
	Refund Total		213.88
SAFETY-KLEEN SYSTEMS INC	Rent/Lease-General Equipment	25KTHRES	972.36
	Rent/Lease-General Equipment Total		972.36
WILLIAMS SCOTSMAN INC.	Rental - Property & Other Equipment	25KTHRES	1,295.41
	Rental - Property & Other Equipment Total		1,295.41
UNIFIRST CORPORATION	Rental Expenses - Other	P-19-024	9.15
	Rental Expenses - Other Total		9.15
LAUREL LAWNMOWER SERVICE, INC	Repair Parts - Landscaping Equipment	25KTHRES	282.92
	Repair Parts - Landscaping Equipment Total		282.92
DILWORTH PAXSON LLP	Reserve for Self Insurance	P-22-001	787.50
	Reserve for Self Insurance Total		787.50
UNITED HEALTHCARE	Retiree Medical Insurance	D-22-110	54,711.08
	Retiree Medical Insurance Total		54,711.08
HORIZON BLUE CROSS BLUE SHIELD OF N	Retiree Medical Prescription Insurance Over 65	D-22-097	18,248.85
	Retiree Medical Prescription Insurance Over 65 Total		18,248.85
TEAMSTERS HEALTH & WELFARE	Teamsters Health and Welfare	P-22-019	300,376.20
	Teamsters Health and Welfare Total		300,376.20

TEAMSTER PENSION FUND	Teamsters Pension	P-22-019	134,950.20
TEAMSTERS LOCAL UNION 676	Teamsters Pension Total		134,950.20
	Teamsters Union Dues	P-22-019	11,438.00
	Teamsters Union Dues Total		11,438.00
ELLIOTT-LEWIS	Technology Service Contracts	25KTHRES	304.00
	Technology Service Contracts Total		304.00
DIRECTV	Telephone & Telecom Expense	UTILITY	79.99
MCI COMMUNICATIONS SERVICES INC	Telephone & Telecom Expense	UTILITY	849.60
VERIZON	Telephone & Telecom Expense	UTILITY	761.60
VERIZON BUSINESS	Telephone & Telecom Expense	UTILITY	1,002.58
	Telephone & Telecom Expense Total		2,693.77
CUBIC TRANSPORTATION SYSTEMS INC	Temp Services - Customer Service Center	P-20-005	34,382.42
	Temp Services - Customer Service Center Total		34,382.42
ACCOUNTANTS FOR YOU, INC	Temporary Services	D-19-058	1,020.00
ISEARCH PARTNERS INC	Temporary Services	D-19-058	14,162.46
LARRY K YATES	Temporary Services	25KTHRES	400.00
	Temporary Services Total		15,582.46
TIRE CORRAL OF AMERICA, INC.	Tires and Tubes	25KTHRES	554.17
	Tires and Tubes Total		554.17
ERICO INTERNATIONAL CORPORATION	Track & Right of Way Maint	25KTHRES	915.63
HITACHI RAIL STS USA, INC.	Track & Right of Way Maint	P-22-028B	406.56
RAILROAD TOOLS AND SOLUTIONS LLC	Track & Right of Way Maint	25KTHRES	320.00
	Track & Right of Way Maint Total		1,642.19
MOTIVE POWER INC.	Traction Motor Rebuilds	P-19-018	190,551.00
RAM INDUSTRIAL SERVICES, LLC	Traction Motor Rebuilds	P-19-018	67,138.00
SHERWOOD ELECTROMOTION INC.	Traction Motor Rebuilds	P-19-018	77,526.00
WALCO ELECTRIC COMPANY	Traction Motor Rebuilds	P-19-018	91,156.00
	Traction Motor Rebuilds Total		426,371.00
GRAY MANUFACTURING INDUSTRIES, LLC	Transit Car Equipment-Electrical	25KTHRES	6,252.93
TEKNOWARE, INC.	Transit Car Equipment-Electrical	P-22-028L	3,965.00
TRISTATE INDUSTRIAL DISTRIBUTORS OF	Transit Car Equipment-Electrical	25KTHRES	1.08
WESTINGHOUSE AIR BRAKE TECHNOLOGIES	Transit Car Equipment-Electrical	P-21-014H	5,035.72
	Transit Car Equipment-Electrical Total		15,254.73
BDF CHEMICAL CO INC	Transit Car Equipment-Mechanical	25KTHRES	202.50
BROAD ALLIANCE TRANSPORT SUPPLY, LL	Transit Car Equipment-Mechanical	25KTHRES	5,110.74
DELAWARE CAR COMPANY	Transit Car Equipment-Mechanical	25KTHRES	15,000.00
FRANKLIN FIBRE-LAMITEX CORP.	Transit Car Equipment-Mechanical	25KTHRES	707.28
HELWIG CARBON PRODUCTS, INC.	Transit Car Equipment-Mechanical	P-22-020C	82,489.87
TECHNOLOGIES LANKA INC	Transit Car Equipment-Mechanical	P-21-014E	36,624.30
TECHNOLOGIES LANKA INC	Transit Car Equipment-Mechanical	P-22-020E	3,358.00
TRISTATE INDUSTRIAL DISTRIBUTORS OF	Transit Car Equipment-Mechanical	25KTHRES	276.00
TS AIR SCIENCES LLC	Transit Car Equipment-Mechanical	25KTHRES	2,486.00
W.W. GRAINGER INC.	Transit Car Equipment-Mechanical	25KTHRES	3,056.40
WESTCODE INC.	Transit Car Equipment-Mechanical	P-22-028K	157.00
WESTINGHOUSE AIR BRAKE TECHNOLOGIES	Transit Car Equipment-Mechanical	P-22-020G	15,182.13
WESTINGHOUSE AIR BRAKE TECHNOLOGIES	Transit Car Equipment-Mechanical	P-22-020H	1,825.24
	Transit Car Equipment-Mechanical Total		166,475.46
GRAY MANUFACTURING INDUSTRIES, LLC	Transportation/Truck Services	25KTHRES	1,500.00
	Transportation/Truck Services Total		1,500.00
COUNTY CONSERVATION COMPANY, LLC	Trash Removal	25KTHRES	45.00
TAB INC	Trash Removal	25KTHRES	416.68
WASTE MANAGEMENT OF NEW JERSEY, INC	Trash Removal	P-20-011	3,603.69
	Trash Removal Total		4,065.37
Kathleen F. Imperatore	TVM Testing Expenses	25KTHRES	26.95
	TVM Testing Expenses Total		26.95
UNIFIRST CORPORATION	Uniform Cleaning Expense	P-19-024	3,670.67
	Uniform Cleaning Expense Total		3,670.67
AMERICAN UNIFORMS SALES, INC.	Uniform Expense	25KTHRES	950.00
ANCHORTEX CORPORATION	Uniform Expense	25KTHRES	4,989.90
KEYPORT ARMY NAVY	Uniform Expense	25KTHRES	1,061.34
PNC BANK P-CARD	Uniform Expense	NONE	2,451.12
PUBLIC SAFETY UNLIMITED, LLC	Uniform Expense	25KTHRES	1,000.00
SAF-GARD SAFETY SHOE COMPANY	Uniform Expense	P-22-022D	2,902.82
SLATEBELT SAFETY	Uniform Expense	25KTHRES	144.00
	Uniform Expense Total		13,499.18
AUTO & TRUCK PARTS OF DEPTFORD INC	Vehicle Parts for Repairs	D-23-024	724.32
ECHELON FORD INC	Vehicle Parts for Repairs	25KTHRES	1,520.90
HOLMAN RETAIL HOLDINGS LLC	Vehicle Parts for Repairs	25KTHRES	1,506.42
	Vehicle Parts for Repairs Total		3,751.64
CECIL E. CANADY SR COURT OFFICER	Wage Attachment	NONE	625.19
EXPERTPAY CHILD SUPPORT	Wage Attachment	NONE	5,058.68
	Wage Attachment Total		5,683.87

CAMDEN COUNTY MUNICIPAL UTILITIES
 CITY OF PHILA
 NEW JERSEY AMERICAN WATER

JANEL INC

COOPER LEVENSON, PA
 MALAMUT & ASSOCIATES, LLC
 MATTLEMAN, WEINROTH & MILLER, P.C.
 SCHAFF & YOUNG, PC

* D indicates a DRPA resolution
 * P indicates a PATCO resolution

Water & Sewer Expense
 Water & Sewer Expense
 Water & Sewer Expense
Water & Sewer Expense Total
 Welding Equipment & Supplies
Welding Equipment & Supplies Total
 Worker's Comp Reserve
 Worker's Comp Reserve
 Worker's Comp Reserve
 Worker's Comp Reserve
Worker's Comp Reserve Total
Grand Total

UTILITY 176.00
 UTILITY 380.02
 UTILITY 4,784.30
 5,340.32
 25KTHRES 7,739.40
 7,739.40
 P-22-001 3,952.50
 P-22-001 3,867.50
 P-22-001 1,155.00
 P-22-001 227.50
 9,202.50
 6,156,906.90

**PATCO MONTHLY LIST OF
PREVIOUSLY APPROVED
PURCHASE ORDERS & CONTRACTS**

PATCO Monthly List of Previously Approved Purchase Order Contracts - May 2023

Purchasing Document	Document Date	Vendor/supplying plant	Material Group Desc.	Net Order Value
4500019819				3,785.60
4500019819	5/1/2023	100262 KEYPORT ARMY NAVY	CLOTHING UNIFORM	196.30
4500019819	5/1/2023	100262 KEYPORT ARMY NAVY	CLOTHING UNIFORM	196.00
4500019819	5/1/2023	100262 KEYPORT ARMY NAVY	CLOTHING UNIFORM	78.40
4500019819	5/1/2023	100262 KEYPORT ARMY NAVY	CLOTHING UNIFORM	320.00
4500019819	5/1/2023	100262 KEYPORT ARMY NAVY	CLOTHING UNIFORM	640.00
4500019819	5/1/2023	100262 KEYPORT ARMY NAVY	CLOTHING UNIFORM	320.00
4500019819	5/1/2023	100262 KEYPORT ARMY NAVY	CLOTHING UNIFORM	320.00
4500019819	5/1/2023	100262 KEYPORT ARMY NAVY	CLOTHING UNIFORM	192.00
4500019819	5/1/2023	100262 KEYPORT ARMY NAVY	CLOTHING UNIFORM	320.00
4500019819	5/1/2023	100262 KEYPORT ARMY NAVY	CLOTHING UNIFORM	24.00
4500019819	5/1/2023	100262 KEYPORT ARMY NAVY	CLOTHING UNIFORM	12.00
4500019819	5/1/2023	100262 KEYPORT ARMY NAVY	CLOTHING UNIFORM	12.00
4500019819	5/1/2023	100262 KEYPORT ARMY NAVY	CLOTHING UNIFORM	95.90
4500019819	5/1/2023	100262 KEYPORT ARMY NAVY	CLOTHING UNIFORM	38.36
4500019819	5/1/2023	100262 KEYPORT ARMY NAVY	CLOTHING UNIFORM	95.90
4500019819	5/1/2023	100262 KEYPORT ARMY NAVY	CLOTHING UNIFORM	57.54
4500019819	5/1/2023	100262 KEYPORT ARMY NAVY	CLOTHING UNIFORM	191.80
4500019819	5/1/2023	100262 KEYPORT ARMY NAVY	CLOTHING UNIFORM	95.90
4500019819	5/1/2023	100262 KEYPORT ARMY NAVY	CLOTHING UNIFORM	46.36
4500019819	5/1/2023	100262 KEYPORT ARMY NAVY	CLOTHING UNIFORM	115.90
4500019819	5/1/2023	100262 KEYPORT ARMY NAVY	CLOTHING UNIFORM	347.70
4500019819	5/1/2023	100262 KEYPORT ARMY NAVY	CLOTHING UNIFORM	69.54
4500019821				2,111.24
4500019821	5/1/2023	100262 KEYPORT ARMY NAVY	CLOTHING UNIFORM	191.80
4500019821	5/1/2023	100262 KEYPORT ARMY NAVY	CLOTHING UNIFORM	709.66
4500019821	5/1/2023	100262 KEYPORT ARMY NAVY	CLOTHING UNIFORM	353.26
4500019821	5/1/2023	100262 KEYPORT ARMY NAVY	CLOTHING UNIFORM	239.80
4500019821	5/1/2023	100262 KEYPORT ARMY NAVY	CLOTHING UNIFORM	231.80
4500019821	5/1/2023	100262 KEYPORT ARMY NAVY	CLOTHING UNIFORM	324.52
4500019821	5/1/2023	100262 KEYPORT ARMY NAVY	CLOTHING UNIFORM	60.40
4500019822				1,792.20
4500019822	5/1/2023	100262 KEYPORT ARMY NAVY	CLOTHING ACCESSORIES	181.20
4500019822	5/1/2023	100262 KEYPORT ARMY NAVY	CLOTHING UNIFORM	414.00
4500019822	5/1/2023	100262 KEYPORT ARMY NAVY	CLOTHING UNIFORM	241.50
4500019822	5/1/2023	100262 KEYPORT ARMY NAVY	CLOTHING UNIFORM	207.00
4500019822	5/1/2023	100262 KEYPORT ARMY NAVY	CLOTHING UNIFORM	517.50
4500019822	5/1/2023	100262 KEYPORT ARMY NAVY	CLOTHING UNIFORM	231.00
4500019832				1,284.00
4500019832	5/3/2023	100653 ALMOND GLASS WORKS, INC.	BUILD CONST SRV-NEW	1,284.00
4500019833				918.90
4500019833	5/3/2023	100262 KEYPORT ARMY NAVY	CLOTHING UNIFORM	260.00
4500019833	5/3/2023	100262 KEYPORT ARMY NAVY	CLOTHING UNIFORM	214.50
4500019833	5/3/2023	100262 KEYPORT ARMY NAVY	CLOTHING UNIFORM	160.00
4500019833	5/3/2023	100262 KEYPORT ARMY NAVY	CLOTHING UNIFORM	132.00
4500019833	5/3/2023	100262 KEYPORT ARMY NAVY	CLOTHING UNIFORM	72.00
4500019833	5/3/2023	100262 KEYPORT ARMY NAVY	CLOTHING UNIFORM	80.40
4500019834				3,000.00
4500019834	5/3/2023	103622 SPECIALTY FREIGHT SERVICES, INC	TRANSP/TRUCK SRVS	3,000.00
4500019835				5,594.68
4500019835	5/3/2023	100262 KEYPORT ARMY NAVY	CLOTHING UNIFORM	571.20
4500019835	5/3/2023	100262 KEYPORT ARMY NAVY	CLOTHING UNIFORM	36.48
4500019835	5/3/2023	100262 KEYPORT ARMY NAVY	CLOTHING UNIFORM	1,560.00
4500019835	5/3/2023	100262 KEYPORT ARMY NAVY	CLOTHING UNIFORM	286.00
4500019835	5/3/2023	100262 KEYPORT ARMY NAVY	CLOTHING UNIFORM	2,133.00
4500019835	5/3/2023	100262 KEYPORT ARMY NAVY	CLOTHING UNIFORM	920.00
4500019835	5/3/2023	100262 KEYPORT ARMY NAVY	CLOTHING UNIFORM	88.00
4500019836				16,455.00
4500019836	5/3/2023	103260 MILLIGAN CONSULTING, LLC	MISC PROF SRVS	16,455.00
4500019837				72.00
4500019837	5/3/2023	100262 KEYPORT ARMY NAVY	CLOTHING UNIFORM	72.00
4500019838				1,811.85
4500019838	5/3/2023	100963 KSL SUPPLIES INC.	ELEC EQP/SUPP-NO CBL	180.00
4500019838	5/3/2023	100963 KSL SUPPLIES INC.	ELEC EQP/SUPP-NO CBL	72.00
4500019838	5/3/2023	100963 KSL SUPPLIES INC.	ELEC&SIG PARTS/MAINT	648.00
4500019838	5/3/2023	100963 KSL SUPPLIES INC.	ELECTRON COMPON/PRTS	180.00
4500019838	5/3/2023	100963 KSL SUPPLIES INC.	FARE COLLECTION EQP	731.85

PATCO Monthly List of Previously Approved Purchase Order Contracts - May 2023

4500019839					8,842.50
4500019839	5/3/2023	101180	SAVERIO A DIMAIO	TRAN CAR EQUIP-MECH	8,842.50
4500019840					260.00
4500019840	5/3/2023	102708	CARR'S HARDWARE	JANITORIAL SUPPLIES	216.00
4500019840	5/3/2023	102708	CARR'S HARDWARE	FASTENERS	44.00
4500019846					551.40
4500019846	5/5/2023	101852	EMERALD BUSINESS SUPPLY INC.	PAPER OFFCE/PRT SHOP	551.40
4500019848					1,137.88
4500019848	5/5/2023	100231	INDCO INC	JANITORIAL SUPPLIES	982.80
4500019848	5/5/2023	100231	INDCO INC	JANITORIAL SUPPLIES	124.08
4500019848	5/5/2023	100231	INDCO INC	JANITORIAL SUPPLIES	31.00
4500019849					2,794.50
4500019849	5/5/2023	103364	ALL SUPPLIES AND PARTS INC	TRANS CAR EQUIP-ELEC	2,794.50
4500019851					2,700.00
4500019851	5/5/2023	101864	M. J. BRADLEY, CO., INC.	FLOOR COV & INSTALL	2,700.00
4500019852					91.36
4500019852	5/5/2023	101615	MCMASTER-CARR SUPPLY COMPANY	FASTENERS	91.36
4500019854					160.00
4500019854	5/5/2023	100191	GKY INDUSTRIES	FASTENERS	160.00
4500019855					1,032.00
4500019855	5/5/2023	100097	NCH CORPORATION	CLEANING MATERIALS	1,032.00
4500019861					846.00
4500019861	5/8/2023	100919	HOMELAND INDUSTRIAL SUPPLY INC	JANITORIAL SUPPLIES	846.00
4500019862					272.49
4500019862	5/9/2023	100667	SNAP-ON INCORPORATED	HAND TOOLS	58.44
4500019862	5/9/2023	100667	SNAP-ON INCORPORATED	HAND TOOLS	214.05
4500019863					19,314.00
4500019863	5/9/2023	100252	T&T SUPPLY CO	INDUSTRIAL GASES	19,314.00
4500019866					2,425.00
4500019866	5/9/2023	100963	KSL SUPPLIES INC.	ELEC EQP/SUPP-NO CBL	2,425.00
4500019867					2,070.00
4500019867	5/9/2023	103497	COLLINGS CONTRACTING TECHNOLOGIES,	ELECTRON COMPON/PRTS	2,070.00
4500019868					375.60
4500019868	5/9/2023	102092	MARTEK INDUSTRIES, INC.	TRANS CAR EQUIP-ELEC	375.60
4500019872					5,500.00
4500019872	5/10/2023	100162	ELMER DOOR CO., INC.	BLDGS/GRNDS- MAINT.	5,500.00
4500019873					146.60
4500019873	5/10/2023	101353	UNITED REFRIGERATION, INC.	INDUSTRIAL GASES	146.60
4500019875					111.75
4500019875	5/10/2023	100449	TEAM ONE REPAIR, INC.	FARE COLLECTION EQP	111.75
4500019876					987.84
4500019876	5/10/2023	100501	W.B. MASON CO. INC	COOLERS/BTL WATER	987.84
4500019877					938.40
4500019877	5/10/2023	101564	GALLS PARENT HOLDINGS, LLC	1ST AID & SAFETY EQP	328.44
4500019877	5/10/2023	101564	GALLS PARENT HOLDINGS, LLC	1ST AID & SAFETY EQP	609.96
4500019878					551.52
4500019878	5/10/2023	103462	ANCHORTEX CORPORATION	1ST AID & SAFETY EQP	551.52
4500019879					830.06
4500019879	5/10/2023	102031	VENUS SUPPLIES AND SERVICES	TRAN CAR EQUIP-MECH	830.06
4500019880					234.86
4500019880	5/10/2023	100428	THORNTON ENTERPRISES INC	FUEL/OIL/GREASE	234.86
4500019881					171.00
4500019881	5/10/2023	103497	COLLINGS CONTRACTING TECHNOLOGIES,	ELECTRON COMPON/PRTS	171.00
4500019884					8,200.00
4500019884	5/10/2023	102707	GRIER ABRASIVE CO., INC	FASTENERS	8,200.00
4500019885					419.04
4500019885	5/11/2023	100231	INDCO INC	FUEL/OIL/GREASE	419.04
4500019886					3,093.75
4500019886	5/11/2023	100460	THE ROWLAND COMPANY	TRAN CAR EQUIP-MECH	3,093.75
4500019887					4,018.76
4500019887	5/11/2023	100231	INDCO INC	JANITORIAL SUPPLIES	22.05
4500019887	5/11/2023	100231	INDCO INC	JANITORIAL SUPPLIES	603.00
4500019887	5/11/2023	100231	INDCO INC	HARDWARE & RELATED	77.35
4500019887	5/11/2023	100231	INDCO INC	JANITORIAL SUPPLIES	412.56
4500019887	5/11/2023	100231	INDCO INC	HARDWARE & RELATED	114.00
4500019887	5/11/2023	100231	INDCO INC	RAGS, SHOP TOWELS	2,724.80
4500019887	5/11/2023	100231	INDCO INC	HAND TOOLS	65.00
4500019891					1,237.92

PATCO Monthly List of Previously Approved Purchase Order Contracts - May 2023

4500019891	5/12/2023	101153	STRATO INC.	TRAN CAR EQUIP-MECH	1,237.92
4500019892					3,033.10
4500019892	5/12/2023	101191	TRISTATE INDUSTRIAL DISTRIBUTORS OF	HAND TOOLS	102.00
4500019892	5/12/2023	101191	TRISTATE INDUSTRIAL DISTRIBUTORS OF	HAND TOOLS	2,205.00
4500019892	5/12/2023	101191	TRISTATE INDUSTRIAL DISTRIBUTORS OF	EPOXY FORMULATIONS	115.80
4500019892	5/12/2023	101191	TRISTATE INDUSTRIAL DISTRIBUTORS OF	FASTENERS	131.25
4500019892	5/12/2023	101191	TRISTATE INDUSTRIAL DISTRIBUTORS OF	HAND TOOLS	19.50
4500019892	5/12/2023	101191	TRISTATE INDUSTRIAL DISTRIBUTORS OF	PAINT-COATINGS, ETC	310.80
4500019892	5/12/2023	101191	TRISTATE INDUSTRIAL DISTRIBUTORS OF	HAND TOOLS	55.00
4500019892	5/12/2023	101191	TRISTATE INDUSTRIAL DISTRIBUTORS OF	HAND TOOLS	93.75
4500019894					369.00
4500019894	5/12/2023	101330	SHALLCROSS BOLT AND SPECIALTIES CO.	FASTENERS	18.75
4500019894	5/12/2023	101330	SHALLCROSS BOLT AND SPECIALTIES CO.	FASTENERS	119.00
4500019894	5/12/2023	101330	SHALLCROSS BOLT AND SPECIALTIES CO.	FASTENERS	14.00
4500019894	5/12/2023	101330	SHALLCROSS BOLT AND SPECIALTIES CO.	FASTENERS	173.25
4500019894	5/12/2023	101330	SHALLCROSS BOLT AND SPECIALTIES CO.	FASTENERS	40.00
4500019894	5/12/2023	101330	SHALLCROSS BOLT AND SPECIALTIES CO.	FASTENERS	4.00
4500019895					2,214.72
4500019895	5/12/2023	103552	TS AIR SCIENCES LLC	HVAC	336.24
4500019895	5/12/2023	103552	TS AIR SCIENCES LLC	HVAC	295.20
4500019895	5/12/2023	103552	TS AIR SCIENCES LLC	HVAC	157.68
4500019895	5/12/2023	103552	TS AIR SCIENCES LLC	TRAN CAR EQUIP-MECH	1,425.60
4500019897					301.88
4500019897	5/12/2023	100699	A&A SALES ASSOCIATES LLC	CLOTHING UNIFORM	143.94
4500019897	5/12/2023	100699	A&A SALES ASSOCIATES LLC	CLOTHING UNIFORM	103.96
4500019897	5/12/2023	100699	A&A SALES ASSOCIATES LLC	CLOTHING UNIFORM	53.98
4500019902					495.00
4500019902	5/12/2023	100262	KEYPORT ARMY NAVY	CLOTHING UNIFORM	345.00
4500019902	5/12/2023	100262	KEYPORT ARMY NAVY	CLOTHING UNIFORM	125.00
4500019902	5/12/2023	100262	KEYPORT ARMY NAVY	CLOTHING UNIFORM	25.00
4500019904					4,525.44
4500019904	5/15/2023	101233	WESTINGHOUSE AIR BRAKE TECHNOLOGIES	TRAN CAR EQUIP-MECH	143.00
4500019904	5/15/2023	101233	WESTINGHOUSE AIR BRAKE TECHNOLOGIES	TRAN CAR EQUIP-MECH	823.02
4500019904	5/15/2023	101233	WESTINGHOUSE AIR BRAKE TECHNOLOGIES	TRAN CAR EQUIP-MECH	3,559.42
4500019906					65.00
4500019906	5/15/2023	102375	ANA SOURCING LLC	1ST AID & SAFETY EQP	65.00
4500019908					171.36
4500019908	5/15/2023	100735	ARBILL INDUSTRIES INC	1ST AID & SAFETY EQP	171.36
4500019909					4,165.00
4500019909	5/16/2023	100771	BROAD ALLIANCE TRANSPORT SUPPLY, LL	TRAN CAR EQUIP-MECH	2,260.00
4500019909	5/16/2023	100771	BROAD ALLIANCE TRANSPORT SUPPLY, LL	TRAN CAR EQUIP-MECH	1,072.50
4500019909	5/16/2023	100771	BROAD ALLIANCE TRANSPORT SUPPLY, LL	TRAN CAR EQUIP-MECH	832.50
4500019915					274.98
4500019915	5/16/2023	100436	STAUFFER GLOVE & SAFETY	1ST AID & SAFETY EQP	69.12
4500019915	5/16/2023	100436	STAUFFER GLOVE & SAFETY	FLOOR MAINT. EQP	175.20
4500019915	5/16/2023	100436	STAUFFER GLOVE & SAFETY	1ST AID & SAFETY EQP	30.66
4500019917					1,903.00
4500019917	5/16/2023	100729	HITACHI RAIL STS USA, INC.	TRK&RHT OF WAY MAINT	1,903.00
4500019918					1,510.00
4500019918	5/16/2023	100808	COLONIAL ELECTRIC SUPPLY COMPANY IN	ELEC&SIG PARTS/MAINT	1,510.00
4500019919					669.12
4500019919	5/16/2023	101973	SUPREME SAFETY, INC	1ST AID & SAFETY EQP	390.00
4500019919	5/16/2023	101973	SUPREME SAFETY, INC	1ST AID & SAFETY EQP	56.00
4500019919	5/16/2023	101973	SUPREME SAFETY, INC	1ST AID & SAFETY EQP	55.00
4500019919	5/16/2023	101973	SUPREME SAFETY, INC	1ST AID & SAFETY EQP	168.12
4500019920					1,145.20
4500019920	5/17/2023	101191	TRISTATE INDUSTRIAL DISTRIBUTORS OF	HAND TOOLS	137.20
4500019920	5/17/2023	101191	TRISTATE INDUSTRIAL DISTRIBUTORS OF	CLEANING MATERIALS	714.00
4500019920	5/17/2023	101191	TRISTATE INDUSTRIAL DISTRIBUTORS OF	FUEL/OIL/GREASE	294.00
4500019921					978.00
4500019921	5/17/2023	103497	COLLINGS CONTRACTING TECHNOLOGIES,	ELEC&SIG PARTS/MAINT	648.00
4500019921	5/17/2023	103497	COLLINGS CONTRACTING TECHNOLOGIES,	ELEC&SIG PARTS/MAINT	330.00
4500019922					2,562.90
4500019922	5/17/2023	101067	TINA A. LISTON-HORNER	ELEC EQP/SUPP-NO CBL	130.00
4500019922	5/17/2023	101067	TINA A. LISTON-HORNER	ELECTRON COMPON/PRTS	189.00
4500019922	5/17/2023	101067	TINA A. LISTON-HORNER	COMP ACCESS./SUPP.	2,156.40
4500019922	5/17/2023	101067	TINA A. LISTON-HORNER	ELEC EQP/SUPP-NO CBL	87.50
4500019925					1,996.20

PATCO Monthly List of Previously Approved Purchase Order Contracts - May 2023

4500019925	5/17/2023	100191	GKY INDUSTRIES	FARE COLLECTION EQP	184.80
4500019925	5/17/2023	100191	GKY INDUSTRIES	BLDGS/GRNDS- MAINT.	554.40
4500019925	5/17/2023	100191	GKY INDUSTRIES	BLDGS/GRNDS- MAINT.	1,180.00
4500019925	5/17/2023	100191	GKY INDUSTRIES	FASTENERS	77.00
4500019927					1,887.48
4500019927	5/17/2023	101973	SUPREME SAFETY, INC	1ST AID & SAFETY EQP	127.80
4500019927	5/17/2023	101973	SUPREME SAFETY, INC	1ST AID & SAFETY EQP	1,471.68
4500019927	5/17/2023	101973	SUPREME SAFETY, INC	1ST AID & SAFETY EQP	288.00
4500019928					1,318.87
4500019928	5/17/2023	103390	TTI INC	TRAN CAR EQUIP-MECH	1,318.87
4500019929					339.99
4500019929	5/18/2023	102708	CARR'S HARDWARE	PAINT-COATINGS, ETC	324.00
4500019929	5/18/2023	102708	CARR'S HARDWARE	PLUMBING EQP & SUPP	15.99
4500019930					250.70
4500019930	5/18/2023	100042	ALP INDUSTRIES INC	1ST AID & SAFETY EQP	250.70
4500019931					131.94
4500019931	5/18/2023	102375	ANA SOURCING LLC	1ST AID & SAFETY EQP	131.94
4500019932					300.46
4500019932	5/18/2023	100667	SNAP-ON INCORPORATED	HAND TOOLS	62.76
4500019932	5/18/2023	100667	SNAP-ON INCORPORATED	HAND TOOLS	237.70
4500019932	5/18/2023	100667	SNAP-ON INCORPORATED	HAND TOOLS	0.00
4500019933					618.00
4500019933	5/18/2023	100828	CUBIC TRANSPORTATION SYSTEMS INC	FARE COLLECTION EQP	309.00
4500019933	5/18/2023	100828	CUBIC TRANSPORTATION SYSTEMS INC	FARE COLLECTION EQP	309.00
4500019934					1,800.00
4500019934	5/19/2023	100695	SELCO MANUFACTURING CORP.	BLDGS/GRNDS- MAINT.	560.00
4500019934	5/19/2023	100695	SELCO MANUFACTURING CORP.	BLDGS/GRNDS- MAINT.	1,240.00
4500019936					1,700.00
4500019936	5/19/2023	100410	SAMUEL A ROSS AUTOMOTIVE EQUIPMENT	AUTO SHOP EQUIP.	175.00
4500019936	5/19/2023	100410	SAMUEL A ROSS AUTOMOTIVE EQUIPMENT	AUTO SHOP EQUIP.	175.00
4500019936	5/19/2023	100410	SAMUEL A ROSS AUTOMOTIVE EQUIPMENT	AUTO SHOP EQUIP.	175.00
4500019936	5/19/2023	100410	SAMUEL A ROSS AUTOMOTIVE EQUIPMENT	AUTO SHOP EQUIP.	175.00
4500019936	5/19/2023	100410	SAMUEL A ROSS AUTOMOTIVE EQUIPMENT	AUTO SHOP EQUIP.	1,000.00
4500019938					1,045.00
4500019938	5/22/2023	102708	CARR'S HARDWARE	JANITORIAL SUPPLIES	1,045.00
4500019943					268.88
4500019943	5/22/2023	101583	GRANTURK EQUIPMENT CO INC	BLDGS/GRNDS- MAINT.	268.88
4500019944					251.94
4500019944	5/22/2023	101037	NEWARK CORPORATION	ELECTRON COMPON/PRTS	251.94
4500019945					24,999.00
4500019945	5/22/2023	103366	LARRY K YATES	CONSULTING SERVICES	24,999.00
4500019947					13,239.90
4500019947	5/22/2023	102580	ACV ENVIRONMENTAL SERVICES, INC.	ENV AND ECO SRVS	13,239.90
4500019948					223.85
4500019948	5/23/2023	100449	TEAM ONE REPAIR, INC.	FARE COLLECTION EQP	223.85
4500019964					178.50
4500019964	5/25/2023	100262	KEYPORT ARMY NAVY	CLOTHING UNIFORM	178.50
4500019966					1,030.08
4500019966	5/26/2023	103497	COLLINGS CONTRACTING TECHNOLOGIES,	ELEC&SIG PARTS/MAINT	114.72
4500019966	5/26/2023	103497	COLLINGS CONTRACTING TECHNOLOGIES,	FARE COLLECTION EQP	315.36
4500019966	5/26/2023	103497	COLLINGS CONTRACTING TECHNOLOGIES,	ELEC EQP/SUPP-NO CBL	600.00
4500019969					7,518.56
4500019969	5/26/2023	101233	WESTINGHOUSE AIR BRAKE TECHNOLOGIES	TRAN CAR EQUIP-MECH	6,220.80
4500019969	5/26/2023	101233	WESTINGHOUSE AIR BRAKE TECHNOLOGIES	TRAN CAR EQUIP-MECH	191.84
4500019969	5/26/2023	101233	WESTINGHOUSE AIR BRAKE TECHNOLOGIES	TRAN CAR EQUIP-MECH	1,105.92
4500019970					249.00
4500019970	5/26/2023	100646	W.W. GRAINGER INC.	FARE COLLECTION EQP	249.00
4500019971					428.00
4500019971	5/30/2023	100379	QUIK STITCH EMBROIDERY	CLOTHING UNIFORM	170.00
4500019971	5/30/2023	100379	QUIK STITCH EMBROIDERY	CLOTHING UNIFORM	200.00
4500019971	5/30/2023	100379	QUIK STITCH EMBROIDERY	CLOTHING UNIFORM	58.00
4500019972					202.44
4500019972	5/30/2023	100449	TEAM ONE REPAIR, INC.	FARE COLLECTION EQP	202.44
4500019974					1,045.50
4500019974	5/31/2023	100191	GKY INDUSTRIES	FASTENERS	84.00
4500019974	5/31/2023	100191	GKY INDUSTRIES	HAND TOOLS	280.00
4500019974	5/31/2023	100191	GKY INDUSTRIES	FASTENERS	6.75
4500019974	5/31/2023	100191	GKY INDUSTRIES	FASTENERS	34.50

PATCO Monthly List of Previously Approved Purchase Order Contracts - May 2023

4500019974	5/31/2023	100191	GKY INDUSTRIES	FASTENERS	57.75
4500019974	5/31/2023	100191	GKY INDUSTRIES	FASTENERS	18.00
4500019974	5/31/2023	100191	GKY INDUSTRIES	FASTENERS	16.00
4500019974	5/31/2023	100191	GKY INDUSTRIES	FASTENERS	87.00
4500019974	5/31/2023	100191	GKY INDUSTRIES	FASTENERS	17.00
4500019974	5/31/2023	100191	GKY INDUSTRIES	FASTENERS	13.00
4500019974	5/31/2023	100191	GKY INDUSTRIES	FASTENERS	51.00
4500019974	5/31/2023	100191	GKY INDUSTRIES	FASTENERS	22.00
4500019974	5/31/2023	100191	GKY INDUSTRIES	FASTENERS	20.00
4500019974	5/31/2023	100191	GKY INDUSTRIES	FASTENERS	7.00
4500019974	5/31/2023	100191	GKY INDUSTRIES	FASTENERS	7.00
4500019974	5/31/2023	100191	GKY INDUSTRIES	FASTENERS	14.00
4500019974	5/31/2023	100191	GKY INDUSTRIES	FASTENERS	18.00
4500019974	5/31/2023	100191	GKY INDUSTRIES	FASTENERS	72.50
4500019974	5/31/2023	100191	GKY INDUSTRIES	FASTENERS	38.00
4500019974	5/31/2023	100191	GKY INDUSTRIES	FASTENERS	80.00
4500019974	5/31/2023	100191	GKY INDUSTRIES	FASTENERS	102.00
4500019975					3,806.00
4500019975	5/31/2023	100729	HITACHI RAIL STS USA, INC.	TRK&RHT OF WAY MAINT	3,806.00
4500019976					737.83
4500019976	5/31/2023	102031	VENUS SUPPLIES AND SERVICES	TRAN CAR EQUIP-MECH	737.83
4500019977					111.75
4500019977	5/31/2023	100449	TEAM ONE REPAIR, INC.	FARE COLLECTION EQP	111.75
4500019978					2,822.73
4500019978	5/31/2023	100667	SNAP-ON INCORPORATED	HAND TOOLS	52.55
4500019978	5/31/2023	100667	SNAP-ON INCORPORATED	HAND TOOLS	228.55
4500019978	5/31/2023	100667	SNAP-ON INCORPORATED	HAND TOOLS	653.64
4500019978	5/31/2023	100667	SNAP-ON INCORPORATED	HAND TOOLS	109.50
4500019978	5/31/2023	100667	SNAP-ON INCORPORATED	HAND TOOLS	678.18
4500019978	5/31/2023	100667	SNAP-ON INCORPORATED	HAND TOOLS	305.12
4500019978	5/31/2023	100667	SNAP-ON INCORPORATED	HAND TOOLS	531.99
4500019978	5/31/2023	100667	SNAP-ON INCORPORATED	HAND TOOLS	170.12
4500019978	5/31/2023	100667	SNAP-ON INCORPORATED	FASTENERS	93.08
4500019979					586.56
4500019979	5/31/2023	100511	WESTCODE INC.	TRAN CAR EQUIP-MECH	586.56

BALANCE SHEET

PORT AUTHORITY TRANSIT CORPORATION

BALANCE SHEET

March 31, 2023

PRELIMINARY / UNAUDITED

ASSETS

	<u>December 31, 2022</u>	<u>March 31, 2023</u>
Cash (Includes \$107,197 in Station Escrow Funds)	1,351,969	1,320,648
Investments (Note 1)	2,846,170	2,877,418
Accounts Receivable	3,535,546	3,277,395
Inventory at lower of cost (first-in, first-out) or market	7,162,390	7,293,234
Prepaid Expenses	1,782,061	1,443,016
	<u>16,678,136</u>	<u>16,211,712</u>

LIABILITIES AND EQUITY

Liabilities:

Accounts Payable:		
Trade	3,904,151	3,030,137
Delaware River Port Authority (Note 2)	299,828,000	301,358,497
Accrued Liabilities:		
Reserve for Other Post Employment Benefits (Note 4)	14,153,425	14,153,425
Deferred Revenue (Note 5)	6,996,834	7,004,149
Wages	496,562	457,603
Pension and Other	60,032	43,415
Sick Leave Benefits	187,864	187,864
Reserve for Unused Vacation	692,832	692,832
Reserve for contingent liabilities (Note 3)	5,191,395	5,132,671
	<u>331,511,094</u>	<u>332,060,592</u>

Equity:

Advances from Delaware River Port Authority	646,265,320	657,690,439
Deficit	(961,098,278)	(973,539,319)
	<u>16,678,136</u>	<u>16,211,712</u>

PORT AUTHORITY TRANSIT CORPORATION
(A Wholly Owned Subsidiary Of Delaware River Port Authority)
STATEMENT OF REVENUES AND EXPENSES AND DEFICIT
FOR THE PERIOD INDICATED
PRELIMINARY / UNAUDITED

	Year to date ended	Month ended
	March 31, 2023	March 31, 2023
Operating Revenues:		
Passenger fares	3,163,289	1,115,009
Passenger parking	90,505	32,372
Passenger - other	17,291	5,940
Advertising	67,819	10,911
Telecommunications Rental Income	33,447	11,149
Miscellaneous	3,106	69
Interest Income From Investments	31,248	11,112
	<u>\$3,406,706</u>	<u>\$1,186,564</u>
Operating Expenses:		
Maintenance of Way and Power	3,472,987	1,273,297
Maintenance of Equipment	2,125,915	838,294
Purchased Power	1,012,578	347,107
Transportation	4,828,794	1,562,212
General Insurance	381,758	94,165
Superintendence and General Office	2,495,217	663,779
	<u>14,317,250</u>	<u>4,778,854</u>
Rent of Rapid Transit System Facilities (Note 2)	1,530,497	510,167
Other Post Employment Benefits Accrual (Note 4)	-	-
	<u>\$15,847,747</u>	<u>\$5,289,021</u>
Net Income (loss)	<u>(\$12,441,041)</u>	<u>(\$4,102,457)</u>
Deficit, December 31, 2022	<u>(\$961,098,278)</u>	
Deficit, March 31, 2023	<u>(\$973,539,319)</u>	

See Notes To Financial Statements

PORT AUTHORITY TRANSIT CORPORATION
(A Wholly Owned Subsidiary of the Delaware River Port Authority)
March 31, 2023

NOTES TO FINANCIAL STATEMENTS

1. Investments:

The Corporation has set aside \$2,877,418 to partially fund its liability for self-insurance with the following limits:

- (a) Totally self-insured for Voluntary Workers Compensation.
- (b) Comprehensive General Liability from the first dollar to \$5,000,000 per occurrence.

2. Rent of transit system facilities:

All rapid transit system facilities used by the Corporation are leased from the Delaware River Port Authority, under terms of an agreement dated April 18, 1969 and amended June 3, 1974. The lease requires the Corporation to operate and maintain the Locust-Lindenwold line.

The terms of the amended agreement, which was made retroactive to January 1, 1974, and which is to continue from year to year, provide that the Corporation pay a minimum annual rental of \$6,122,000, which approximates the sum of the annual interest expense to the Delaware River Port Authority for that portion of its indebtedness attributable to the construction and equipping of the leased facilities plus the provision for depreciation of the rapid transit facilities as recorded by the Authority. In addition, the lease requires the Corporation to pay to the Authority any net earnings from operations for the Locust-Lindenwold line less a reasonable amount to be retained for working capital and operating reserves.

The rent is payable semi-annually on June 30 and December 31. The Corporation is in default of this agreement as payments totaling \$301,358,497 from January 1, 1974 through March 31, 2023 have not been made to the Authority.

3. Reserves for Contingent Liabilities:

Pursuant to a policy of self-insurance, the Corporation has reserved \$ 1,924,128 for Comprehensive General Liability and \$3,208,543 for Workers' Compensation.

4. Other Post-Employment Benefits:

The Government Accounting Standards Board (GASB) has issued Statement No. 45, "Accounting and Financial Reporting by Employers for Post-Employment Benefits Other than Pensions (OPEB)," which addresses the accountability and disclosure of the costs and obligations, that are associated with post-employment health care and other non-pension benefits to current and future retirees, by governmental entities. Pursuant to this requirement, the Corporation adopted its reporting requirements during the 2007 fiscal year. The OPEB accrual, in recognition of the costs and obligations associated with post-employment health care, represents an actuarial determined amount upon an unfunded assumption under a 30-year amortization period at a discount rate of 5%.

5. Deferred Revenue:

Deferred revenue consists of the prepayment of fares related to the unearned values on passengers' smart cards for unused trips.

NEW BUSINESS

SUMMARY STATEMENT

ITEM NO.: PATCO-23-011

SUBJECT: Consideration of Pending PATCO Contracts (Between \$25,000 and \$100,000)

COMMITTEE: New Business

COMMITTEE MEETING DATE: N/A

BOARD ACTION DATE: June 14, 2023

PROPOSAL: That the Board consider authorizing staff to enter into contracts as shown on the Attachment to this Resolution.

PURPOSE: To permit staff to continue and maintain PATCO operations in a safe and orderly manner.

BACKGROUND: At the Meeting held August 18, 2010 the PATCO Commission adopted Resolution 10-046 providing that all PATCO contracts must be adopted at an open meeting of the PATCO Board. The Board proposed modifications to that Resolution at its meeting of September 15, 2010; specifically that all contracts between \$25,000 and \$100,000 be brought to the Board for approval. The contracts are listed on the Attachment hereto with the understanding that the Board may be willing to consider all of these contracts at one time, but if any member of the Board wishes to remove any one or more items from the list for separate consideration, each member will have that privilege.

SUMMARY:

Amount:	N/A
Source of Funds:	See Attached List
Capital Project #:	N/A
Operating Budget:	N/A
Master Plan Status:	N/A
Other Fund Sources:	N/A
Duration of Contract:	N/A
Other Parties Involved:	N/A

PATCO-23-011
New Business: June 14, 2023
Board Date: June 14, 2023
Consideration of Pending PATCO Contracts
(Between \$25,000 and \$100,000)

RESOLUTION

RESOLVED: That the Board authorizes and directs that - subject to approval by the Chair, Vice Chair, General Counsel and President - staff proceed to negotiate and enter into the contracts listed on the Attachment hereto.

SUMMARY:	Amount:	N/A
	Source of Funds:	See Attached List
	Capital Project #:	N/A
	Operating Budget:	N/A
	Master Plan Status:	N/A
	Other Fund Sources:	N/A
	Duration of Contract:	N/A
	Other Parties Involved:	N/A



CONSIDERATION OF PENDING PATCO CONTRACTS (VALUED BETWEEN \$25,000 - \$100,000) – Wednesday, June 14, 2023

Item #	Vendor/Contractor	Description	Amount	Procurement Method	Bids Received	Bid Amounts	Source of Funds
A	American Public Transportation Association, (APTA) Washington, DC	Annual APTA Membership dues for PATCO. The American Public Transportation Association is the transit industry's trade organization. Its members include more than 300 transit systems from around the country. The benefits of APTA membership include, but are not limited to, peer reviews, safety audits, rail standards development, training, professional development workshops, expos and access to a wealth of national and international transit information.	\$39,250.00	Membership dues are based on a transit system's operating expenses for the most completed year. PATCO has been a member of APTA for many years and has benefited from the peer reviews and safety audits.	1. American Public Transportation Association, (APTA) Washington, DC	1. \$39,250.00	General Funds