

# DELAWARE RIVER PORT AUTHORITY

## BOARD MEETING



Wednesday, April 20, 2022  
9:00 a.m.

One Port Center  
11<sup>th</sup> Floor Board Room  
Camden, NJ

John T. Hanson, Chief Executive Officer



**STEWARDSHIP. SERVICE. COMMUNITY.**

# **DRPA BOARD**



**DELAWARE RIVER PORT AUTHORITY  
BOARD MEETING**

**Wednesday, April 20, 2022 at 9:00 a.m.  
One Port Center  
2 Riverside Drive  
Camden, New Jersey**

**ORDER OF BUSINESS**

- 1. Roll Call
- 2. Public Comment
- 3. Report of the CEO
- 4. Report of the CFO
- 5. Approval of March 16, 2022 Board Meeting Minutes.
- 6. Monthly List of Previously Approved Payments – March 2022
- 7. Monthly List of Previously Approved Purchase Orders and Contracts – March 2022
- 8. Approval of Operations & Maintenance Committee Meeting Minutes – April 5, 2022
- 9. Adopt Resolutions Approved by Operations & Maintenance Committee – April 5, 2022

DRPA-22-039          Capital Project Contract Modifications.

- 10. Benjamin Franklin Bridge Rocker Link Replacement Presentation
- 11. Approval of Finance Committee Meeting Minutes – April 6, 2022
- 12. Adopt Resolutions Approved by Finance Committee – April 6, 2022

DRPA-22-036          Third Party Administrator for the DRPA and PATCO Workers’ Compensation, General Liability/Bodily Injury and Risk Control Services.

DRPA-22-037          Upgrade of Data Center Firewalls.

DRPA-22-038          Cisco SMARTnet Maintenance Agreement.

- 13. Citizens Advisory Report
- 14. Unfinished Business

15. New Business

DRPA-22-040

Consideration of Pending DRPA Contracts.  
(Between \$25,000 and \$100,000)

16. Adjournment

# **CEO REPORT**



## Report of the Chief Executive Officer

**April 20, 2022**

Board of Commissioners  
Delaware River Port Authority of Pennsylvania and New Jersey  
One Port Center  
2 Riverside Drive  
Camden, New Jersey 08101-1949

### **To the Commissioners:**

The following is a summary of recent DRPA activities. The appropriate reports are attached.

### **Emergency Powers**

Please be advised that I have approved under the By-Laws Article XII (c)(8) of my Emergency Powers the following:

1. On March 16, 2022, I used my authority with Chair and Vice-Chair approval to procure an additional \$5 million cyber liability insurance. Our broker has recommended \$20 Million in coverage; we had \$15 million in coverage. Because the market had tightened, premium costs have exceeded the estimates previously provided to the board.

In accordance with CAO's analysis, we had secured and placed \$15 million in loss limits for a prorated premium of \$538,065. With those limits, we were currently over the estimated premium indication stated in DRPA-21-102, by \$81,565.

We had an opportunity to bind another \$5 million in loss limits, which would complete the \$20 million tower. The offer came through Arch Specialty/Chaucer Insurance/Lloyd's of London (on a quota share basis) d/b/a Coalition Insurance. The estimated prorated premium is \$173,000 (an estimated annualized premium of \$214,025). This has exceeded the estimated premium indication as previously mentioned in DRPA-21-102 by \$254,565.

# STEWARDSHIP

## Vital Work Often Occurs Out of Sight

Work on DRPA’s Commodore Barry Bridge Structural Rehabilitation Phase 2 is approximately 75% complete. The \$19.3 million project includes repairs to the bridge’s piers in the Delaware River, plus all the approach piers and abutment in New Jersey. The types of repairs include concrete spall repairs, crack repairs, pier cap repairs, application of protective concrete coatings, replacing drainage pipes, and replacing of railings on top of the main river piers.

Recently, work was completed on the total replacement of eleven pier caps on the New Jersey approach spans. To accomplish this, temporary supports were installed, and the superstructure of the bridge was raised 1/8” to allow demolition of the existing pier cap and construction of the new pier cap.

The phase is expected to be completed later this year.



*Temporary steel supports installed. The supports raised the bridge 1/8” to allow removal and installing of a new concrete pier.*



*Crews construct concrete forms in preparation of pouring the new concrete pier.*

## Taking a Closer Look

The internal inspection of the main cables on the Walt Whitman Bridge was completed earlier this year and lab testing is currently being performed on wire samples that were removed. Work involved with the inspection included installing work platforms for access, un-wrapping, wedging, and inspecting internal wires at 18 locations. The work is part of the \$9.7 million Walt Whitman Bridge Main Cable Investigation and Dehumidification Project, which began in 2020 and is expected to be completed later this fall.



## SERVICE

### DRPA Honored for Supporting Service Member Employees

The Delaware River Port Authority (DRPA) and Port Authority Transit Corporation were recently honored for their continued support of employees serving in the armed forces.

On March 25, U.S. Coast Guard Senior Chief Petty Officer Timothy M. Hoagland presented a special U.S. flag to the Authority and praised the agency's overall support of active military and veteran employees. I accepted the flag on behalf of the Authority.

The flag was proudly flown on U.S. Coast Guard Patrol Boat 32145 on September 11 for 9 minutes



*Pictured L to R: Coast Guard Senior Chief Petty Officer & DRPA Police Sergeant Timothy M. Hoagland, DRPA CEO & PATCO President John T. Hanson, and DRPA Police Officer & FOP Penn-Jersey Lodge 30 President Charles W. Price.*

and 11 seconds in Guantanamo Bay, Cuba, while on an Anti-Terrorism/Force Protection Patrol within the Naval Defensive Sea Area, in support of “Operation Enduring Freedom.”



Hoagland is a DRPA Police Sergeant who is currently on a military leave of absence and is deployed to the United States Coast Guard Headquarters in Washington, D.C.

“The support by the DRPA has a profound positive effect on the transition for the employee and their families that have been on military deployments,” said Hoagland. “My family and I are especially appreciative as this is my second deployment, and DRPA always goes above and beyond to help support us during these stressful and uncertain times.”

## Mandatory Equal Employment Opportunity (EEO) Training for Non-Managers

The 2021 EEO training cycle continues, now requiring all non-managers to complete training modules that address behavior in the workplace,



unconscious bias, and workplace diversity. On February 14, 2022, the virtual, live-hosted training sessions began and are scheduled to continue through April 8, 2022. HRS Training Administrator **Stephanie Woolley** and EEO Specialist **Erin Coolbaugh** host each session, which consists of employees logging in from their bridge facilities, offices and PATCO stations to participate in two (2) training modules and answer questions related to the training as a group. Sessions are held throughout the workday and in the evening hours to accommodate the 24/7 operations of DRPA & PATCO staff.



# COMMUNITY

## Ben Franklin Bridge Special Lightings

As part of our community stewardship, the Ben Franklin Bridge’s lighting program acknowledges national holidays and promotes awareness of important issues, national campaigns, and local accomplishments. Below is this month’s lighting schedule:



- **April 2:** Blue for Villanova University’s NCAA Men’s Basketball Final Four Appearance
- **April 6, 7, 8:** Red for Phillies Opening Weekend
- **April 13, 14, 15:** Orange for National Work Zone Safety Week
- **April 17:** Purple for Easter
- **April 22:** Green for Earth Day
- **Remaining available nights:** Yellow in solidarity for Ukraine

---

**For a list of Bridge and Finance actions, see Attachment 1**  
**For a list of Personnel Actions, see Attachment 2**  
**For a list of Contracts and Purchases, see Attachment 3**  
**For the Affirmative Action Report, see Attachment 4**  
**For a list of Legal Statistics, see Attachment 5**

---

PATCO

---

**For PATCO Ridership and Financial Information,  
See the General Manager's Report in the PATCO section  
Attached are reports from the appropriate departments.**

---

Respectfully Submitted,



John T. Hanson  
Chief Executive Officer

**REPORT OF THE CHIEF EXECUTIVE OFFICER**  
**ATTACHMENT 1**  
**BRIDGE AND FINANCE**



# Activity for the Month of March 2022

**Calls for Service: 4,525      Total Arrests: 38      Adults: 38      Juv.: 0      CDS Arrests: 0      DWI Arrests: 4**

**Arrests:    CBB: 0      BFB: 9      PATCO: 25      BRB: 0      WWB:4      Arrests NJ: 33      Arrests PA: 5**

**Reportable Accidents:      CBB: 4      BFB: 7      PATCO: 2      BRB: 1      WWB:12**

**Non Reportable Accidents:    CBB: 2      BFB: 10      PATCO: 4      BRB: 1      WWB:15**

**Accident with Injuries:      CBB: 2      BFB: 5      PATCO: 0      BRB: 0      WWB:6**

Incident Type	Blank Cells = 0	CBB	BFB	PATCO	BRB	WWB	Total
26 Assist-Routine PD Backup		53	317	317	93	318	1,098
35X Motorist/Patron Aid		28	115	294	67	141	645
25 Escort		301	60	1	15	193	570
86 Removal			16	397			413
33 MV Stop		31	74	7	53	141	306
47 Disabled MV		29	73	4	58	115	279
96 Slow Traffic		32	75		28	42	177
46 Construction/Trades Backup		50	74	1	4	33	162
84 Check On Subject Well-being			11	97	1	4	113
79 Roadway Hazard/Station Hazard		10	12	12	18	27	79
90 Other PD Assist		5	18	32	4	18	77
90M OPDA Medical		1	2	54		1	58
25EZ Easy Pass Redirect		5	5			48	58
8 911 Hang Up/Mis-Dial		1	2	33			36
91 Ped Investigation/Stop				33		1	34
78X Toll Evasion/TOS		4	3	16	2	2	27
71D Disturbance			2	22		1	25
33C CV Stop		1				23	24
17X Open/Secured Property			17	3			20
91R Ped in Road/Tolls			12		3	4	19
29 Alarm Activation			2	12	2	2	18
81 General Complaint		1	2	8		5	16
341F Property Found			1	15		1	17
25x Insufficient Funds				1		16	17
88X Parking Viol./Compl.				16			16
25T Fare Problem				16			16
56 Med Emerg/Injury Report			1	11		3	15
65 Vandalism/Criminal Mischief			2	11			13



# Activity for the Month of March 2022

**Calls for Service: 4,525      Total Arrests: 38      Adults: 38      Juv.:      CDS Arrests:      DWI Arrests: 4**

**Arrests:    CBB:            BFB: 9            PATCO: 25            BRB:            WWB:4            Arrests NJ: 33            Arrests PA: 5**

**Reportable Accidents:            CBB: 4            BFB: 7            PATCO: 2            BRB: 1            WWB:12**

**Non Reportable Accidents:    CBB: 2            BFB: 10            PATCO: 4            BRB: 1            WWB:15**

**Accident with Injuries:        CBB: 2            BFB: 5            PATCO: 0            BRB: 0            WWB:6**

Incident Type	Blank Cells = 0					Total
	CBB	BFB	PATCO	BRB	WWB	
52 Erratic Driver/Unfit Motorist		3		4	6	13
38 Transport Courtesy		6	6	1		13
101 BOLO	4	5		2	2	13
341L Property Lost			10			10
310 Bridge Damage/PATCO Damage	2	3		1	3	9
12 Suspicious Person/Activity/Event		3	5			8
67 EDP (Emotionally Disturbed Person)			7			7
91T Ped in Tracks			6			6
87 Trespassing		4	1	1		6
56X Drug Overdose			6			6
25R Revenue Escort	1				5	6
97 Traffic Pattern Adjust	1	4				5
74 Suicide Attempt	1	1	3			5
71X Harassment/Threats			5			5
64 Larceny/Theft			5			5
11 Fire			5			5
78 Toll Dispute	2				2	4
98 Panhandling/Soliciting		1	2			3
79X Debris Strike	1	1			1	3
79D Hazardous Driver	1			1	1	3
70 Animal Complaint			1	1	1	3
56S Slip/Fall			3			3
12U Unattended Package			3			3
69 Juvenile Complaint			2			2
65U Urinating/Defecating			2			2
63 Narcotics Offense			2			2
34 Suspicious Vehicle			2			2
101S BOLO Suicidal		1			1	2



# Activity for the Month of March 2022

**Calls for Service: 4,525      Total Arrests: 38      Adults: 38      Juv.:      CDS Arrests:      DWI Arrests: 4**

**Arrests:    CBB:            BFB: 9            PATCO: 25            BRB:            WWB:4            Arrests NJ: 33            Arrests PA: 5**

**Reportable Accidents:            CBB: 4            BFB: 7            PATCO: 2            BRB: 1            WWB:12**

**Non Reportable Accidents:    CBB: 2            BFB: 10            PATCO: 4            BRB: 1            WWB:15**

**Accident with Injuries:        CBB: 2            BFB: 5            PATCO: 0            BRB: 0            WWB:6**

Incident Type	Blank Cells = 0	CBB	BFB	PATCO	BRB	WWB	Total
92 Lost Load						1	1
90A ALCO OPDA			1				1
85 Past Assault				1			1
83 Counterfeit						1	1
77 Domestic			1				1
75 Suicide Found					1		1
71R Road Rage		1					1
71 Fight				1			1
65X Lewdness				1			1
53 Abandoned Vehicle						1	1
48 Minor Incident				1			1
342 Illegal Activity						1	1
20 Stolen/Recovered Vehicle				1			1
17 Breaking & Entering				1			1

## FINANCE

### REVENUE AUDIT

Reported traffic and revenue for all four DRPA bridges for the month of January 2022:

	<u>2021</u>	<u>2022</u>
Cash Revenue	\$5,496,990.98	\$4,937,173.53
ETC Revenue	\$15,745,821.88	\$16,744,306.07
Total Revenue	\$21,242,812.86	\$21,681,479.60
Non ETC Traffic	1,018,733	921,455
ETC Traffic	2,149,567	2,346,730
Total Traffic	3,168,300	3,268,185

**DELAWARE RIVER PORT AUTHORITY  
TRAFFIC & BRIDGE TOLL FIGURES  
FOR THE PERIODS INDICATED**

**Attachment 1**

	MONTH OF JANUARY				TRAFFIC		BRIDGE TOLLS	
	-----2022-----		-----2021-----		INC/(DEC)		INC/(DEC)	
	TRAFFIC	TOLLS	TRAFFIC	TOLLS	%	AMOUNT	%	AMOUNT
<b>BEN FRANKLIN</b>	1,236,051	\$7,356,274.75	1,336,623	\$8,053,792.27	-7.52	(100,572)	-8.66	(\$697,517.52)
<b>WALT WHITMAN</b>	1,283,029	8,393,857.72	1,101,182	7,300,956.91	16.51	181,847	14.97	1,092,900.81
<b>COMMODORE BARRY</b>	460,183	3,940,654.37	434,934	3,842,346.99	5.81	25,249	2.56	98,307.38
<b>BETSY ROSS</b>	288,922	1,990,714.76	295,561	2,045,739.69	-2.25	(6,639)	-2.69	(55,024.93)
	<u>3,268,185</u>	<u>\$21,681,501.60</u>	<u>3,168,300</u>	<u>\$21,242,835.86</u>	<u>3.15</u>	<u>99,885</u>	<u>2.07</u>	<u>\$438,665.74</u>

	YEAR TO DATE				TRAFFIC		BRIDGE TOLLS	
	1/1/22 TO 1/31/22		1/1/21 TO 1/31/21		INC/(DEC)		INC/(DEC)	
	TRAFFIC	TOLLS	TRAFFIC	TOLLS	%	AMOUNT	%	AMOUNT
<b>BEN FRANKLIN</b>	1,236,051	\$7,356,274.75	1,336,623	\$8,053,792.27	-7.52	(100,572)	-8.66	(\$697,517.52)
<b>WALT WHITMAN</b>	1,283,029	8,393,857.72	1,101,182	7,300,956.91	16.51	181,847	14.97	1,092,900.81
<b>COMMODORE BARRY</b>	460,183	3,940,654.37	434,934	3,842,346.99	5.81	25,249	2.56	98,307.38
<b>BETSY ROSS</b>	288,922	1,990,714.76	295,561	2,045,739.69	-2.25	(6,639)	-2.69	(55,024.93)
<b>TOTALS</b>	<u>3,268,185</u>	<u>\$21,681,501.60</u>	<u>3,168,300</u>	<u>\$21,242,835.86</u>	<u>3.15</u>	<u>99,885</u>	<u>2.07</u>	<u>\$438,665.74</u>

Note: New Toll Schedule Went Into Effect July 1st, 2011.

Distribution: John Hanson  
Jim White

**REPORT OF THE CHIEF EXECUTIVE OFFICER**  
**ATTACHMENT 2**  
**PERSONNEL ACTIONS**

**DELAWARE RIVER PORT AUTHORITY  
ACTIONS OF THE CHIEF EXECUTIVE OFFICER  
COMMISSION MEETING APRIL 20, 2022  
ARTICLE XII-A  
ATTACHMENT 2  
PERSONNEL**

\*\*\*\*\*

**TEMPORARY APPOINTMENTS**

Nicholas B. Gillette <span style="border: 1px solid black; padding: 0 2px;">PA</span>	Temporary No Benefits Executive Division Strategic Initiatives (OPC)	03/26/2022 to 06/24/2022
--	--	--------------------------

**NEW HIRES (APPOINTMENTS)**

Brenna C. Howlett <span style="border: 1px solid black; padding: 0 2px;">PA</span>	Reproduction Technician Administration Division Printing Services (BFB)	03/28/2022
---	---	------------

Knicole D. Johnston <span style="border: 1px solid black; padding: 0 2px;">PA</span>	Customer Service Coordinator Administration Division Customer Service (OPC)	03/28/2022
---	---	------------

**TEMPORARY ASSIGNMENT TO HIGHER CLASSIFICATION**

Janel M. Caputo <span style="border: 1px solid black; padding: 0 2px;">NJ</span>	From: Revenue Operations Clerk Operations Division Revenue Operations (BFB)	To: Acting Revenue Operations Assessor - ETC Operations Division Revenue Operations (BFB) Eff: 03/01/2022, 03/07/2022, 03/08/2022, 03/14/2022, 03/15/2022, 03/21/2022, 03/22/2022, 03/28/2022, 03/29/2022 <b>9 days - not consecutive</b>
---	--	--

Rick D. Romolini <span style="border: 1px solid black; padding: 0 2px;">PA</span>	From: C&M Mechanic Operations Division Highway (WWB)	To: Acting Highway Foreman Operations Division Highway (WWB) Eff: 03/02/2022 to 04/05/2022
--	--	---

Joseph R. Fries <span style="border: 1px solid black; padding: 0 2px;">NJ</span>	From: Highway Foreman Operations Division Highway (BRB)	To: Acting C&M Manager Operations Division Bridge Director's Office (BRB) Eff: 03/05/2022 to 04/29/2022
---	---	--

Edward W. Cobbs, Jr. <span style="border: 1px solid black; padding: 0 2px;">NJ</span>	From: Captain of Police Public Safety Division Public Safety Administration (BFB)	To: Acting Police Chief Public Safety Division Public Safety Administration (BFB) Eff: 03/12/2022 to 04/01/2022
--	--	---

## **TEMPORARY ASSIGNMENT TO HIGHER CLASSIFICATION - Continued**

<p>Jessica E. Gabe  <span style="border: 1px solid black; padding: 0 2px;">PA</span></p>	<p>From: Sergeant of Police            Public Safety Division            Transit Unit, Platoon 3</p>	<p>To: Acting Lieutenant of Police            Public Safety Division            Public Safety (BRB, Platoon 1)            Eff: 03/12/2022 to 05/13/2022</p>
<p>Jeffrey L. Grim  <span style="border: 1px solid black; padding: 0 2px;">NJ</span></p>	<p>From: Toll Collector            Operations Division            Bridge/Toll (BRB)</p>	<p>To: Acting Plaza Supervisor            Operations Division            Bridge/Toll (BFB)            Eff: 03/12/2022 to 05/06/2022</p>
<p>John R. Gunning  <span style="border: 1px solid black; padding: 0 2px;">NJ</span></p>	<p>From: Corporal of Police            Public Safety Division            Public Safety (BFB, Platoon 1)</p>	<p>To: Acting Sergeant of Police            Public Safety Division            Public Safety (BFB, Platoon 2)            Eff: 03/12/2022 to 05/13/2022</p>
<p>Carlton W. Hewitt  <span style="border: 1px solid black; padding: 0 2px;">NJ</span></p>	<p>From: C&amp;M Mechanic            Operations Division            Highway (BRB)</p>	<p>To: Acting Highway Foreman            Operations Division            Highway (BRB)            Eff: 03/12/2022 to 05/06/2022</p>
<p>Barjam Hoxha  <span style="border: 1px solid black; padding: 0 2px;">PA</span></p>	<p>From: Police Officer            Public Safety Division            Transit Unit, Platoon 3</p>	<p>To: Acting Corporal of Police            Public Safety Division            Transit Unit, Platoon 1            Eff: 03/12/2022 to 05/13/2022</p>
<p>Anthony B. Latorres  <span style="border: 1px solid black; padding: 0 2px;">NJ</span></p>	<p>From: Corporal of Police            Public Safety Division            Transit Unit, Platoon 1</p>	<p>To: Acting Sergeant of Police            Public Safety Division            Transit Unit, Platoon 3            Eff: 03/12/2022 to 05/13/2022</p>
<p>Jhmal K. Haseen  <span style="border: 1px solid black; padding: 0 2px;">DE</span></p>	<p>From: Highway Foreman            Operations Division            Highway (CBB)</p>	<p>To: Acting C&amp;M Manager            Operations Division            Bridge Director's Office (CBB)            Eff: 03/15/2022 to 03/22/2022</p>
<p>Darcie A. deBeaumont  <span style="border: 1px solid black; padding: 0 2px;">NJ</span></p>	<p>From: Manager, Accounting            Finance Division            Accounting (OPC)</p>	<p>To: Acting Director, Finance            Finance Division            Finance Director's Office (OPC)            Eff: 03/17/2022, 03/21/2022 to            03/23/2022 (<b>4 days</b>)</p>
<p>Glenn T. Carney  <span style="border: 1px solid black; padding: 0 2px;">NJ</span></p>	<p>From: Data Management            Coordinator            Operations Division            Bridge Director's Office (BRB)</p>	<p>To: Acting C&amp;M Technical            Assistant            Operations Division            Bridge Director's Office (WWB)            Eff: 01/29/2022 to 03/18/2022  <b>(Retro)</b></p>

**TEMPORARY ASSIGNMENT TO HIGHER CLASSIFICATION - Continued**

Carol A. Herbst NJ	From: Sr. Accountant Finance Division Accounting (OPC)	To: Acting Manager, Accounting Finance Division Accounting (OPC) Eff: 03/17/2022, 03/21/2022 to 03/23/2022 (4 days)
Patrick M. Berkery PA	From: Maintenance Technician Operations Division Maintenance (BFB)	To: Acting Maintenance Foreman Operations Division Maintenance (BFB) Eff: 03/19/2022 to 05/20/2022
Keith D. Linker PA	From: Maintenance Technician Operations Division Maintenance (BRB)	To: Acting Maintenance Foreman Operations Division Maintenance (BRB) Eff: 03/19/2022 to 05/13/2022
Tonyelle K. Cook-Artis PA	From: Manager, Government Relations Executive Division Government Relations (OPC)	To: Acting Director, Government Relations Executive Division Government Relations (OPC) Eff: 03/26/2022 to 06/24/2022
Michael A. Jordan NJ	From: C&M Mechanic Operations Division Highway (BFB)	To: Acting Auto Technician Operations Division Fleet Operations (BFB) Eff: 03/26/2022 to 05/20/2022
James E. Sayers DE	From: C&M Mechanic Operations Division Highway (BFB)	To: Acting Maintenance Technician Operations Division Maintenance (BFB) Eff: 03/26/2022 to 05/20/2022

**PROMOTIONS** - None

**INTERAGENCY PROMOTION to PATCO - from DRPA** - None

**TITLE CHANGES** - None

**INTERAGENCY PROMOTION to DRPA - from PATCO** - None

**INTERAGENCY TRANSFERS to PATCO - from DRPA** - None

**INTERAGENCY TRANSFERS to DRPA - from<sup>20</sup> PATCO** - None

Actions of the Chief Executive Officer  
 Commission Meeting of 04/20/2022  
 Page 4 of 4

**TRANSFERS - DEPARTMENTAL** - None

**RETIREMENTS**

Brian C. Keister NJ	Police Officer Public Safety Division Public Safety (BRB, Platoon 1)	03/25/2022
------------------------	--	------------

Johnny E. Santiago NJ	Lieutenant of Police Public Safety Division Public Safety (BRB Lieutenant's Office)	03/25/2022
--------------------------	--	------------

**RESIGNATIONS** - None

**LAYOFFS (INVOLUNTARY)** - None

**END OF TEMPORARY ASSIGNMENT** - None

**DECEASED** - None

**RESOLUTION**

**WHEREAS,**        *BRIAN C. KEISTER has faithfully served the Delaware River Port Authority for THIRTY-SEVEN years in a conscientious and reliable manner, and*

**WHEREAS,**        *BRIAN C. KEISTER wishes to accept retirement effective March 25, 2022 under the provisions of his employment benefits; now therefore,*

**BE IT RESOLVED:** *That, the Commissioners of the Delaware River Port Authority accept your retirement request from your position, Police Officer, and concurrently extend sincere best wishes for a long, healthy and happy future, and*

**BE IT FURTHER RESOLVED:** *That a copy of the foregoing resolution be suitably prepared and forwarded to BRIAN C. KEISTER.*

**RESOLUTION**

**WHEREAS,**        *JOHNNY E. SANTIAGO has faithfully served the Delaware River Port Authority for THIRTY-FOUR years in a conscientious and reliable manner, and*

**WHEREAS,**        *JOHNNY E. SANTIAGO wishes to accept retirement effective March 25, 2022 under the provisions of his employment benefits; now therefore,*

**BE IT RESOLVED:** *That, the Commissioners of the Delaware River Port Authority accept your retirement request from your position, Lieutenant of Police, and concurrently extend sincere best wishes for a long, healthy and happy future, and*

**BE IT FURTHER RESOLVED:** *That a copy of the foregoing resolution be suitably prepared and forwarded to JOHNNY E. SANTIAGO.*

**REPORT OF THE CHIEF EXECUTIVE OFFICER**  
**ATTACHMENT 3**  
**CONTRACTS AND PURCHASES**

## ATTACHMENT 3

**MONTHLY REPORT**  
**GENERAL PROCUREMENT ACTIVITY**

**During the month of March there were 61 Purchase Orders awarded totaling \$777,480.19.**

**Approximately 15.75% or \$122,415.86 of the monthly dollar total was made available to MBE's and WBE's, representing 55.74% or 34 of the monthly total number of Purchase Orders.**

**Of the total monthly procurement available to MBE's and WBE's, approximately 12.11% or \$14,818.94 was awarded to MBE's and approximately 15.76% or \$19,297.99 was awarded to WBE's.**

**Of the total number of Purchase Orders available to MBE's and WBE's, approximately 23.53% or 8 Purchase Orders were awarded to MBE's and approximately 32.35% or 11 Purchase Orders were awarded to WBE's.**

**ACTIONS OF THE CHIEF EXECUTIVE OFFICER  
ARTICLE XII-C  
ATTACHMENT 3  
CONTRACTS AND PURCHASES**

**Re: Article XII-C, Section 1 (a)**

Purchase Order 4500017229, Eplus Technology, Inc. Herndon, VA. Purchase Contract for Information Technology Consulting Services. Contract Value: \$20,000.00. (COSTARS Contract).

Purchase Order 4500017270, Thomas Morris. Thorofare, NJ. Purchase Contract for Police Equipment and Supplies. Contract Value: \$19,585.53. (NJ State Contract).

Purchase Order 4500017417, Bucks County International Inc. Langhorne, PA. Purchase Contract for Auto Body and Accessory Parts. Contract Value: \$15,572.00. (NJ State Contract).

**Re: Article XII-C, Section 5**

Authorized payments for Contracts and Engineering for the Bridges and PATCO Systems  
As follows: (see accompanying Schedule 1)

Contract and Engineering Payments:	<u>\$10,608,812</u>
------------------------------------	---------------------

**ARTICLE XII-C, SECTION 5**  
**SUMMARY OF AUTHORIZED CONTRACT AND ENGINEERING PAYMENTS**  
**BRIDGES AND PATCO SYSTEM (as of 03/21/22)**  
**Board Date: April 20, 2022**

<i>Resolution #</i>	<i>Contract/Engineer</i>	<i>Contract Amount</i>	<i>Completed Work (Billed) Percent</i>	<i>Amount</i>	<i>Retained Amount</i>	<i>Prior Payments</i>	<i>Invoice No.</i>	<i>Amount</i>
	<b>HNTB Corporation</b>							
(DRPA-20-005)	2020 Commodore Barry Bridge Biennial Inspection	\$ 1,099,930	92.3%	\$ 1,015,250	\$ 8,289	#####	21	\$ 4,065
(DRPA-20-029)	PATCO Interlocking - Phase 2 - Design	3,339,045	67.4%	2,251,328	225,133	2,013,539	21 - 22	12,656
	<b>Urban Engineers, Inc.</b>							
(DRPA-20-066)	CBB Structural Rehabilitation Phase 2 - CMS	2,794,092	50.3%	1,406,492	92,660	1,203,371	10	110,461
	<b>IEW Construction Group, Inc.</b>							
(DRPA-19-085)	CBB Bridge Deck Rehabilitation	19,804,088	55.5%	10,986,819	1,000	10,600,393	12	385,426
	<b>STV Inc.</b>							
(DRPA-19-128)	WWB Corridor Rehabilitation at I-76 PA Approach - CMS	3,989,977	95.4%	3,805,684	264,354	3,442,231	22 - 23	99,099
	<b>A.P. Construction, Inc.</b>							
(DRPA-20-051)	PATCO Station Enhancements	9,669,959	91.7%	8,866,474	685,073	8,041,328	17	140,073
	<b>AECOM</b>							
(DRPA-13-003)	CBB Painting - Design Services	1,231,617	87.8%	1,080,807	265	1,079,699	49	843
(DRPA-17-005)	WWB Corridor Rehabilitation	4,050,282	99.2%	4,018,248	284,947	3,732,919	38	381
(DRPA-20-002)	2020 Betsy Ross Bridge Biennial Inspection	845,187	90.3%	763,186	45,578	711,145	19	6,463
(DPRA-20-087)	PATCO Way Interlocking & Subway Structure Renovation - CMS	1,697,680	47.5%	806,979	48,294	676,309	13	82,376
	<b>Remington &amp; Vernick Engineers, Inc.</b>							
(DRPA-21-015)	PennDOT I-95 & Betsy Ross Bridge Interchange - CMS	649,728	33.6%	218,200	16,431	182,429	10	19,340
	<b>Sowinski Sullivan Architects</b>							
(DRPA-13-080)	PATCO Install Elevators in Remaining Stations - Design (Non-FTA)	306,115	57.2%	175,143	7,354	166,829	70	960
	<b>Railroad Construction/Railroad Construction Co. of SJ, Inc.</b>							
(DRPA-20-091)	PATCO Way Interlocking & Subway Structure Renovation	14,277,180	68.9%	9,837,245	921,749	8,266,036	13	649,460
	<b>Greenman-Pedersen, Inc.</b>							
(DRPA-19-130)	WWB NJ Approach Painting - CMS	3,056,592	60.3%	1,842,663	156,791	1,654,631	23	31,241
(DRPA-19-132)	BFB Rehabilitation of Suspension Spans & Anchorages - CMS	13,975,670	26.6%	3,721,712	326,568	3,209,527	23	185,618
	<b>Atane Engineers, Architects and Land Surveyors, PC</b>							
(DRPA-20-003)	2020 Benjamin Franklin Bridge Biennial Inspection	885,045	84.4%	746,788	41,414	689,416	13	15,957

**ARTICLE XII-C, SECTION 5**  
**SUMMARY OF AUTHORIZED CONTRACT AND ENGINEERING PAYMENTS**  
**BRIDGES AND PATCO SYSTEM (as of 03/21/22)**  
**Board Date: April 20, 2022**

<i>Resolution #</i>	<i>Contract/Engineer</i>	<i>Contract Amount</i>	<i>Completed Work (Billed) Percent</i>	<i>Amount</i>	<i>Retained Amount</i>	<i>Prior Payments</i>	<i>Invoice No.</i>	<i>Amount</i>
	<b>Driscoll Construction Co Inc.</b>							
(DRPA-20-053)	CBB Structural Rehabilitation - Phase 2	19,254,220	74.2%	14,287,975	1,195,754	11,940,998	17 - 18	1,151,223
	<b>JPC Group, Inc.</b>							
(DRPA-19-127)	WWB Corridor Rehabilitation at I-76 - PA Approach	66,991,144	90.6%	60,696,170	20,000	55,674,407	22 - 23	5,001,763
	<b>Skanska Koch, Inc.</b>							
(DRPA-19-131)	BFB Rehabilitation of Suspension Spans & Anchorages	194,990,000	47.1%	91,836,576	9,183,658	80,296,741	24 - 25	2,356,177
	<b>Program Management General Engineering Contracts</b>							
(DRPA-17-093)	General Engineering Contracts	10,000,000	68.6%	6,862,539	0	6,699,443	Various	163,096
(DRPA-18-084)	General Engineering Contracts	3,000,000	19.9%	598,119	0	584,301	Various	13,818
(DRPA-21-014)	General Engineering Contracts	10,000,000	5.6%	564,770	0	386,453	Various	178,317
	<b>Total Contract and Engineering Payments</b>							<b>\$10,608,812</b>



**DRPA WBE AWARD RECIPIENTS**

<b>VENDOR NAME</b>	<b>NET ORDER VALUE</b>	<b># PURCHASE ORDERS</b>	<b>DESCRIPTION</b>	<b>NAICS CODE</b>
<b>Supreme Safety</b>	<b>\$4,440.70</b>	<b>4</b>	<b>Industrial Supplies</b>	<b>423840</b>
<b>Pemberton Electrical</b>	<b>\$6,373.27</b>	<b>3</b>	<b>Electrical Supplies</b>	<b>423610</b>
<b>Carr's Hardware</b>	<b>\$1,781.92</b>	<b>1</b>	<b>Hardware Stores</b>	<b>444130</b>
<b>Samson Electrical Supply Inc.</b>	<b>\$1,326.10</b>	<b>1</b>	<b>Electrical Supplies</b>	<b>423610</b>
<b>T. Frank McCall's Inc.</b>	<b>\$5,376.00</b>	<b>2</b>	<b>Service Equipment</b>	<b>423850</b>

**REPORT OF THE CHIEF EXECUTIVE OFFICER**  
**ATTACHMENT 4**  
**EEO REPORT**

# DRPA EEO CATEGORIES

## (By State)

JOB TITLE	STATE OF RESIDENCE		
	DE	NJ	PA
1 Chief Executive Officer		1	
2 Chief Administrative Officer		1	
3 Chief Engineer		1	
4 Chief Financial Officer		1	
5 Chief Operating Officer			1
6 Deputy Chief Executive Officer			1
7 Deputy General Counsel		1	1
8 General Counsel/Corporate Secretary			1
9 Inspector General			1
1 Bridge Directors		1	1
2 Captain of Police		2	
3 Director, Corporate Communications & Community Relations			
4 Director, Finance		1	
5 Director, Fleet Management		1	
6 Director, Government Relations		1	
7 Director, Homeland Security & Emergency Management			
8 Director, Human Resource Services		1	
9 Director, Information Services			1
10 Director, Procurement			1
11 Director, Risk Management		1	
12 Director, Strategic Initiatives		1	
13 Engineering Program Manager			1
14 Manager, Construction & Maintenance		1	
15 Manager, Planning & Design			1
16 Police Chief			
1 Construction & Maintenance Manager	1	1	2
2 Fleet Shop Manager		1	
3 Manager, Accounting		1	
4 Manager, Budget/Financial Analysis		1	
5 Manager, Capital Grants			
6 Manager, Community Relations			1
7 Manager, Contract Administration		1	
8 Manager, Corporate Communications			1

# DRPA EEO CATEGORIES (By State)

	JOB TITLE	STATE OF RESIDENCE		
		DE	NJ	PA
9	Manager, ERP & Applications		1	
10	Manager, Government Relations			1
11	Manager, Internal Audit			1
12	Manager, Payroll		1	
13	Manager, Production Systems			1
14	Manager, Procurement & Stores			1
15	Manager, EZ Pass Technology & Toll Analysis			1
16	Manager, Special Projects		1	
17	Sr. Project Manager			
18	Toll Manager		1	1
1	Electrical Foreman		4	
2	Fleet Foreman		1	
3	Highway Foreman	2	7	1
4	HVAC Foreman			2
5	Lead Programmer/Analyst			
6	User Support Group Leader			1
7	Maintenance Foreman		4	
8	Purchasing Agent		1	
9	Sr. Accountant		1	
10	Supervisor, Revenue Audit			
1	Supervisor, Central Storeroom	1		
2	Supervisor, Mail Room		1	
3	Supervisor, Print Shop		1	
4	Supervisor, Cash Assurance		1	
5	Accounts Payable & Receivable Supervisor			1
<b>OFFICIALS &amp; ADMINISTRATORS (Total By State)</b>		<b>4</b>	<b>45</b>	<b>25</b>
<b>TOTAL OFFICIALS &amp; ADMINISTRATORS</b>		<b>74</b>		
1	Lieutenant of Police		2	2

# DRPA EEO CATEGORIES (By State)

	JOB TITLE	STATE OF RESIDENCE		
		DE	NJ	PA
1	Plaza Supervisor		13	10
1	Administrative Coordinator	1	11	8
2	C&M Technical Assistant		1	
3	Digital Communications Specialist		1	1
4	EEO Specialist		1	
5	Grants Specialist		1	
6	Graphic Design Administrator			1
7	HRIS Specialist		1	
8	HRS Specialist		1	1
9	Management Analyst			1
10	Project Analyst			0
11	Purchasing Specialist		3	
12	Sr. Reproduction Technician			
1	Accountant		1	1
2	Administrator, Compensation/HRIS			1
3	Administrator, Employee Relations, Programs & Policies			
4	Administrator, Staffing & Recruiting		1	
5	Administrator, Training & Employee Development			1
6	Associate Engineer		1	0
7	Auditor		1	
8	Budget Analyst		1	
9	Claims Administrator		2	
10	Construction Contract Compliance Specialist			
11	Contract Administrator			2
12	Engineering Program Analyst		1	
13	Financial Analyst		1	
14	IT Auditor			
15	Project Manager (Office of the CAO)		1	
16	Project Manager, HS & EM		2	
17	Records Manager		1	
18	Supervisor, EZ Pass Technology & Toll Analysis		1	
19	Safety Specialist		2	

# DRPA EEO CATEGORIES (By State)

	JOB TITLE	STATE OF RESIDENCE		
		DE	NJ	PA
1	Assistant General Counsel		4	0
2	Electrical Engineer		1	
3	Principal Engineer		2	
4	Senior Engineer		4	2
<b>PROFESSIONALS (Total By State)</b>		<b>1</b>	<b>62</b>	<b>31</b>
<b>TOTAL PROFESSIONALS</b>		<b>94</b>		
1	Police Officer	3	61	22
1	Corporal of Police		11	3
1	Sergeant of Police		17	5
<b>PROTECTIVE SERVICE WORKERS (Total By State)</b>		<b>3</b>	<b>89</b>	<b>30</b>
<b>TOTAL PROTECTIVE SERVICE WORKERS</b>		<b>122</b>		
1	HVAC Technician		7	1
1	Auto Technician	1	12	2
1	Electrical Technician		18	4
1	Construction & Maintenance Mechanic	3	29	13

# DRPA EEO CATEGORIES (By State)

	JOB TITLE	STATE OF RESIDENCE		
		DE	NJ	PA
1	Maintenance Technician	1	28	8
<b>CRAFT WORKERS (SKILLED) (Total By State)</b>		<b>5</b>	<b>94</b>	<b>28</b>
<b>TOTAL CRAFT WORKERS (SKILLED)</b>		<b>127</b>		
1	Business Analyst		1	
2	Data Base Administrator		1	
3	Network Technician		1	3
4	Programmer/Analyst			1
5	Systems Administrator		9	1
6	User Support Administrator	1	1	1
<b>TECHNICIANS (Total By State)</b>		<b>1</b>	<b>13</b>	<b>6</b>
<b>TOTAL TECHNICIANS</b>		<b>20</b>		
1	Customer Service Coordinator			1
2	Executive Assistant to the CEO		2	
3	Executive Legal Secretary		1	
4	Legal Assistant, Claims		0	
5	Legal Secretary		1	2
1	Accounting Clerk		2	
2	Administrative Clerk (Revenue Audit)			
3	Building Services Clerk		3	
4	Central Stores Clerk			1
5	Contracts Administration Clerk		1	
6	Data Management Coordinator		2	
7	Dispatcher		8	5
8	Lead Dispatcher			1
9	File Clerk		1	1
10	Media Specialist			1
11	Purchasing Clerk		1	
12	Reproduction Technician			1

# DRPA EEO CATEGORIES (By State)

JOB TITLE	STATE OF RESIDENCE		
	DE	NJ	PA
13 Temporary With Benefits			
1 Analyst, EZ Pass Technology & Toll Analysis	1		
1 Cash Assurance Auditor (formerly Revenue Auditor)		2	
1 Revenue Operations Assessor ETC (formerly Revenue Auditor)		1	
1 Toll Collector	1	32	23
1 Revenue Operations Clerk		3	
<b>ADMINISTRATIVE SUPPORT (Total By State)</b>			
	<b>2</b>	<b>60</b>	<b>36</b>
<b>TOTAL ADMINISTRATIVE SUPPORT</b>			
	<b>98</b>		
<b>TOTAL EMPLOYEES BY STATE</b>			
	<b>16</b>	<b>363</b>	<b>156</b>
<b>TOTAL DRPA EMPLOYEES - 535</b>			
<b>SUMMARY (Employee Class)</b>			
<b>NON-REP</b>			
	<b>6</b>	<b>124</b>	<b>62</b>
<b>192</b>			
<b>IUOE</b>			
	<b>6</b>	<b>137</b>	<b>57</b>
<b>200</b>			
<b>IBEW</b>			
	<b>1</b>	<b>13</b>	<b>7</b>

# DRPA EEO CATEGORIES (By State)

JOB TITLE	STATE OF RESIDENCE		
	DE	NJ	PA
		21	
<b>FOP</b>	<b>3</b>	<b>89</b>	<b>30</b>
		122	

DELAWARE RIVER PORT AUTHORITY EEO SCORECARD  
ATTACHMENT 5  
QUARTER ENDING March 31 2022

EEO CATEGORIES	CURRENT UTILIZATION														
	TOTAL EMPLOYEES	FEMALE		BLACK or AFRICAN AMERICAN		HISPANIC or LATINO		ASIAN		AMERICAN INDIAN or ALASKA NATIVE		TWO or MORE RACES		TOTAL MINORITY Not Incl. Women	
		#	%	#	%	#	%	#	%	#	%	#	%	#	%
OFFICIALS & ADMINISTRATORS	72	19	26%	16	22%	2	3%	1	1%	0	0%	0	0%	19	26%
PROFESSIONALS	95	55	58%	24	25%	9	9%	1	1%	0	0%	1	1%	35	37%
TECHNICIANS	20	7	35%	3	15%	0	0%	1	5%	0	0%	0	0%	4	20%
PROTECTIVE SERVICE WORKERS	121	11	9%	9	7%	11	9%	0	0%	0	0%	0	0%	20	17%
ADMINISTRATIVE SUPPORT	101	53	52%	38	38%	3	3%	0	0%	0	0%	2	2%	43	43%
CRAFT WORKERS (SKILLED)	128	2	2%	5	4%	3	2%	1	1%	0	0%	0	0%	9	7%
<b>TOTALS</b>	<b>537</b>	<b>147</b>	<b>27%</b>	<b>95</b>	<b>18%</b>	<b>28</b>	<b>5%</b>	<b>4</b>	<b>1%</b>	<b>0</b>	<b>0.00%</b>	<b>3</b>	<b>0.56%</b>	<b>130</b>	<b>24%</b>

QUARTER ENDING December 31, 2021

EEO CATEGORIES	CURRENT UTILIZATION														
	TOTAL EMPLOYEES	FEMALE		BLACK or AFRICAN AMERICAN		HISPANIC or LATINO		ASIAN		AMERICAN INDIAN or ALASKA NATIVE		TWO or MORE RACES		TOTAL MINORITY Not Incl. Women	
		#	%	#	%	#	%	#	%	#	%	#	%	#	%
OFFICIALS & ADMINISTRATORS	75	18	24%	15	20%	2	3%	1	1%	0	0%	0	0%	18	24%
PROFESSIONALS	102	60	59%	27	26%	10	10%	1	1%	0	0%	1	1%	39	38%
TECHNICIANS	20	7	35%	3	15%	0	0%	1	5%	0	0%	0	0%	4	20%
PROTECTIVE SERVICE WORKERS	124	11	9%	10	8%	12	10%	0	0%	0	0%	0	0%	22	18%
ADMINISTRATIVE SUPPORT	106	52	49%	39	37%	3	3%	0	0%	0	0%	2	2%	44	42%
CRAFT WORKERS (SKILLED)	126	2	2%	5	4%	3	2%	1	1%	0	0%	0	0%	9	7%
<b>TOTALS</b>	<b>553</b>	<b>150</b>	<b>27%</b>	<b>99</b>	<b>18%</b>	<b>30</b>	<b>5%</b>	<b>4</b>	<b>1%</b>	<b>0</b>	<b>0.00%</b>	<b>3</b>	<b>0.54%</b>	<b>136</b>	<b>25%</b>

# DRPA AFFIRMATIVE ACTION REPORT

QUARTER ENDING: **March 31, 2022**

## goods and supplies

TOTAL \$ VALUE AVAILABLE FOR BID BY  
MBEs/WBES THIS QUARTER:

**\$529,395.24**

**40.0%**  
MBE- 17.8% WBE- 22.2%  
**AWARDED**

\$ MBE/WBE AWARDED

MBE: **\$94,319.83** WBE: **\$117,344.15**

TOTAL: **\$211,663.98**

TOTAL # POs AWARDED TO ALL  
VENDORS THIS QUARTER:

**175**

**69.7%**  
MBE- 30.3% WBE- 39.4%  
**AWARDED**

POs MBE/WBE AWARDED

MBE: **53** WBE: **69**

TOTAL: **122**

## procurement card (p-card)

TOTAL \$ P-CARD PURCHASES

**\$547,050.39**

**5.9%**  
MBE- 2.5% WBE- 3.5%  
VOB- 0.0%  
**AWARDED**

\$ MBE/WBE/VOB AWARDED

MBE: **\$13,418.17** WBE: **\$18,941.46**

VOB: **\$0.00**

TOTAL: **\$32,359.63**

TOTAL P-CARD TRANSACTIONS

**1,507**

**3.8%**  
MBE- 1.3% WBE- 2.5%  
VOB- 0.0%  
**AWARDED**

TOTAL MBE/WBE/VOB TRANSACTIONS

MBE: **19** WBE: **38**

VOB: **-**

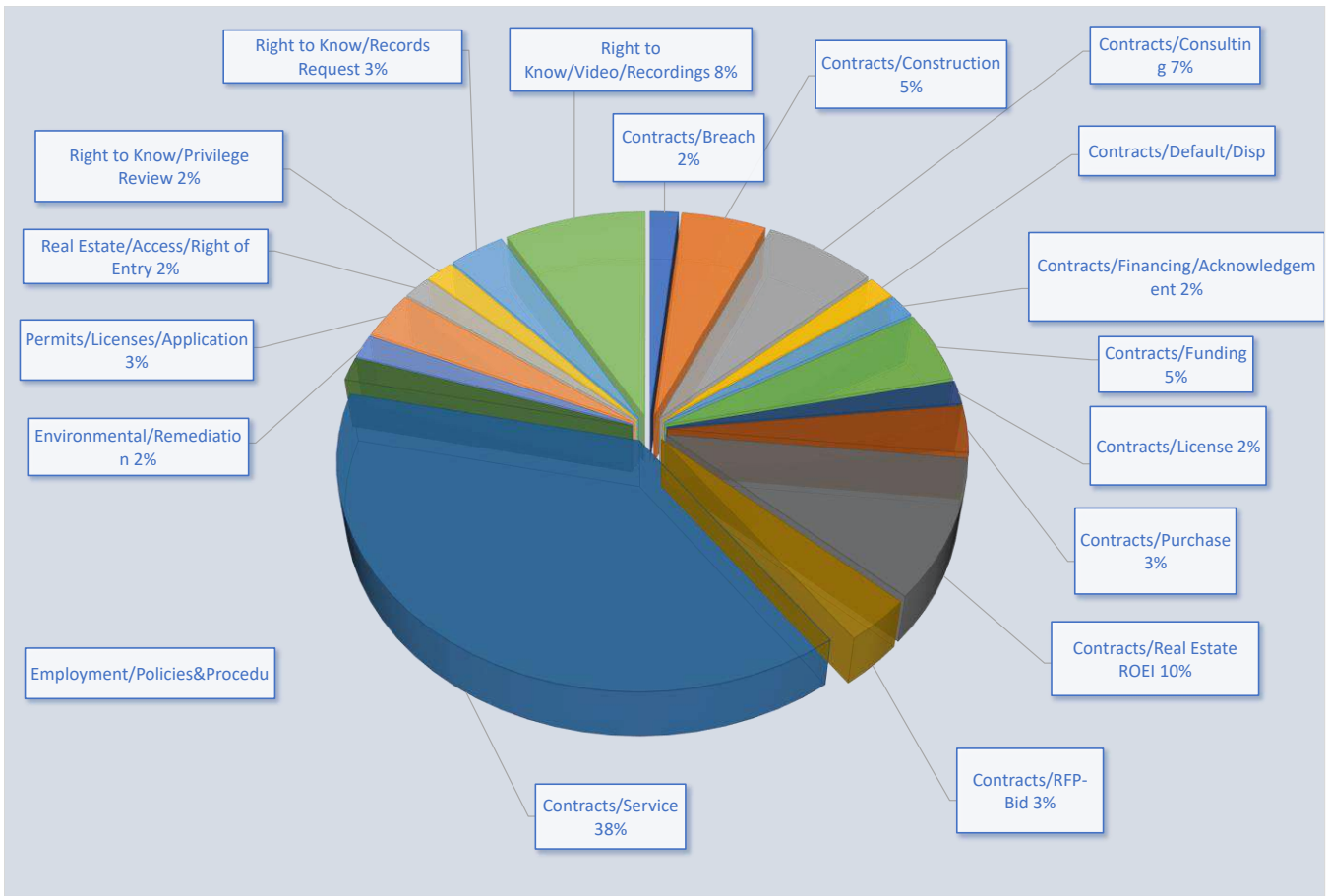
TOTAL: **57**

### KEY:

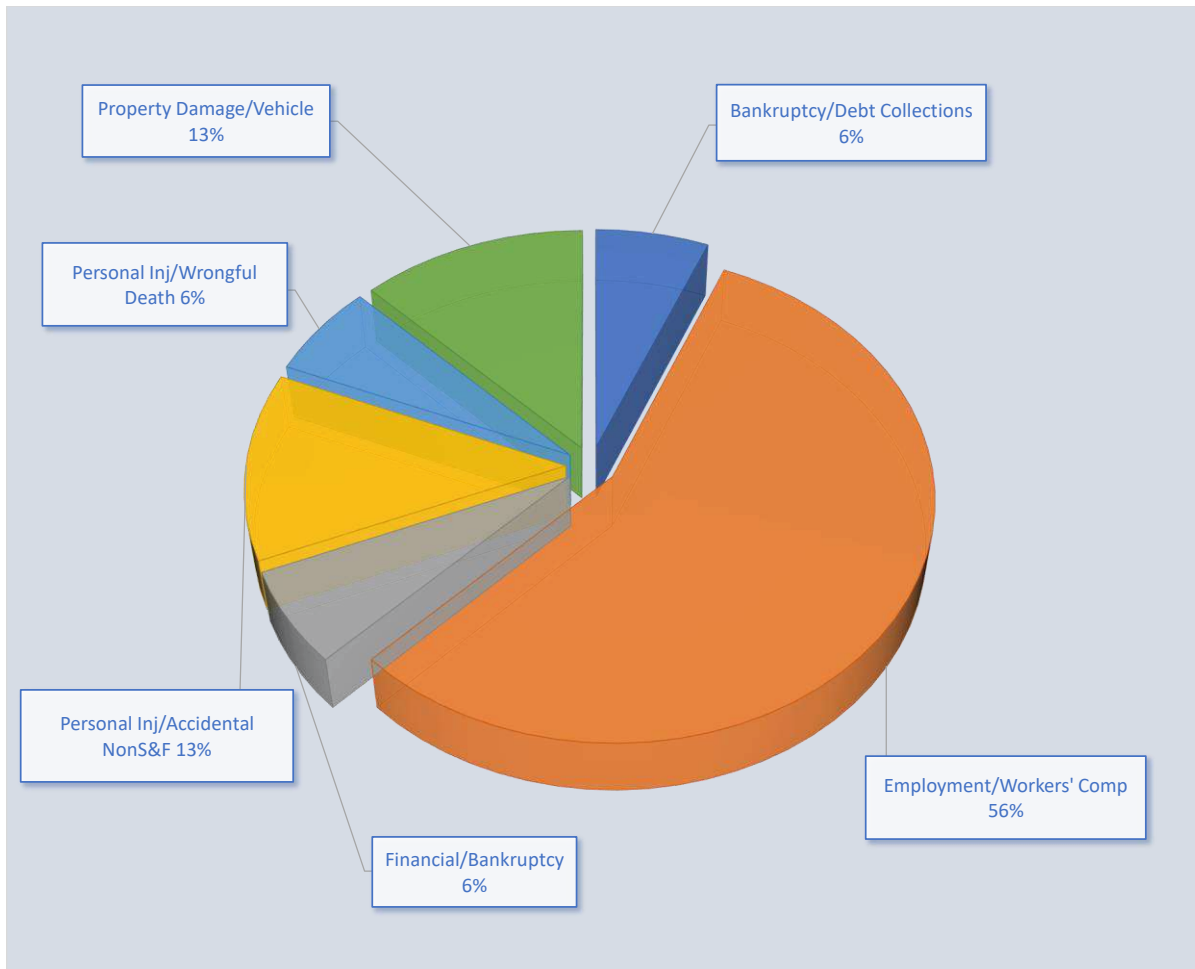
PO=PURCHASE ORDER  
MBE=MINORITY BUSINESS ENTERPRISE

WBE=WOMEN BUSINESS ENTERPRISE  
VOB=VETERAN OWNED BUSINESS

**REPORT OF THE CHIEF EXECUTIVE OFFICER**  
**ATTACHMENT 5**  
**LEGAL STATISTICS REPORT**



Legal Matters	Opened
Contracts/Breach	1
Contracts/Construction	3
Contracts/Consulting	4
Contracts/Default/Dispute	1
Contracts/Financing/Acknowledgement	1
Contracts/Funding	3
Contracts/License	1
Contracts/Purchase	2
Contracts/Real Estate ROEI	6
Contracts/RFP-Bid	2
Contracts/Service	23
Employment/Policies&Procedures	1
Environmental/Remediation	1
Permits/Licenses/Application	2
Real Estate/Access/Right of Entry	1
Right to Know/Privilege Review	1
Right to Know/Records Request	2
Right to Know/Video/Recordings	5
(blank)	
<b>Grand Total</b>	<b>60</b>



<b>Legal Matters</b>	<b>Opened</b>
<b>Bankruptcy/Debt Collections</b>	<b>1</b>
<b>Employment/Workers' Comp</b>	<b>9</b>
<b>Financial/Bankruptcy</b>	<b>1</b>
<b>Personal Inj/Accidental NonS&amp;F</b>	<b>2</b>
<b>Personal Inj/Wrongful Death</b>	<b>1</b>
<b>Property Damage/Vehicle</b>	<b>2</b>
<b>Grand Total</b>	<b>16</b>

**GOVERNMENT RELATIONS/  
GRANTS ADMINISTRATION**

## Government Relations/Grants Administration and Community Relations

### Food Bank of South Jersey



As the world rebounds from the pandemic, Community Relations continues DRPA's Stewardship by connecting riders and community groups to resources and other opportunities. In March, in partnership with PATCO, Community Relations welcomed the Food Bank of South Jersey at PATCO Lindenwold station lot #1. The Food Bank of South Jersey operates a food distribution program for approximately 200 families who qualify based on residency and need. The food bank will be available every 4th Saturday from 8:00 am – 1:00 pm at the Lindenwold Station.

### Two (2) Seat Drops on PATCO Trains

In April, The Authority partnered with non-profit organizations within the region for the Two (2) Seat Drops on PATCO Trains initiative. This initiative assists organizations in an outreach effort of information and awareness by allowing them to have their information distributed on PATCO's outbound trains. The following organizations were among this month's designees:

- *Camden Diocese ~ April 5<sup>th</sup>*
- *Samaritan Healthcare ~ April 19<sup>th</sup>*

### SEYAA Annual Carnival

Southeast Youth Athletic Association Annual Carnival is underway on its athletic field at 7<sup>th</sup> & Packer Avenue. This event is SEYAA's primary fundraiser that raises funds to help service over 3000 children throughout the city of Philadelphia. The carnival runs from April 9<sup>th</sup> – to April 23<sup>rd</sup>.

### Grant Updates

Government Relations & Grants Administration has started receiving several Notice of Funding Opportunities (NOFO) for grants made available from the Bipartisan Infrastructure Law (BIL). GR/GA is currently working on the following grant opportunities due in April.

- FY 2022 Rebuilding American Infrastructure with Sustainability and Equity (RAISE) **Project** ~ Commodore Barry Bridge Deck Overlay and Gantry Modernization Design Plan
- DVRPC Transportation Community Development Initiative (TCDI) **Project** ~ Walt Whitman Bridge PA Corridor Overpass & Toll Plaza Paint Study

# **CFO REPORT**

## Report of the Chief Financial Officer

April 12, 2022

Delaware River Port Authority  
Of Pennsylvania and New Jersey  
One Port Center  
2 Riverside Drive  
Camden, New Jersey 08101-1949

Re: **FINANCIAL SUMMARY**

The following descriptive financial summary is primarily based on the updated unaudited financial summary, dated April 11. The revised report follows this summary.

### Current Trends

1. Unaudited traffic figures through March 2022 improved against March 2021 YTD figures. YTD figures are up despite somewhat reduced January numbers which were a result of the COVID (Omicron) expansion and inclement weather. Unaudited numbers, through March, are up 11.7%, or roughly 1.1 million vehicles. Unaudited traffic improved from a low of approximately 81.5% in January to slightly above 90% of pre-COVID 2019 volumes in February and March.
2. In January, PATCO's ridership volumes were below 35% of pre-COVID 2019 volumes. Since then, PATCO's ridership has recovered to the point where the numbers have pushed past 40% of pre-COVID numbers. (Actual ridership numbers are in the 43-45% of pre-COVID numbers over the past few weeks.)
3. DRPA and PATCO personnel and non-personnel expenses are still being constrained in the current 2022 environment.
4. Capital expenditures have settled into an average of \$10-14 million per month vs. the average monthly 2021 volume of \$16.5 million.
5. General Fund balances total \$271 million, a **decrease** of \$6 million during the month.

### **DRPA Traffic and Toll Revenues**

Total 2021 traffic of 46.6 million vehicles reflected a 6.3 million vehicle (or a 15.7%) **increase** compared against 2020 traffic volume of 40.3 million vehicles. Traffic during the full year 2021 was approximately 88% of pre-COVID 2019 numbers. Total YTD 2021 toll revenues of \$302.9 million **increased** by \$34.8 million (or by 13.0%) when compared against 2020 toll revenues of \$268.1 million. The average toll was \$6.49/vehicle for the year.

**January 2022 Audited Traffic and Revenue**

Traffic for January 2022 was 3.3 million vs. 3.2 million in January 2021, which represents an increase of 100K vehicles or of 3.1%. Toll revenues for the same period were \$21.7 million vs. \$21.2 million, or an increase of \$439K or 2.07%. The average toll decreased from \$6.70/per vehicle in 2021 to \$6.63/vehicle.

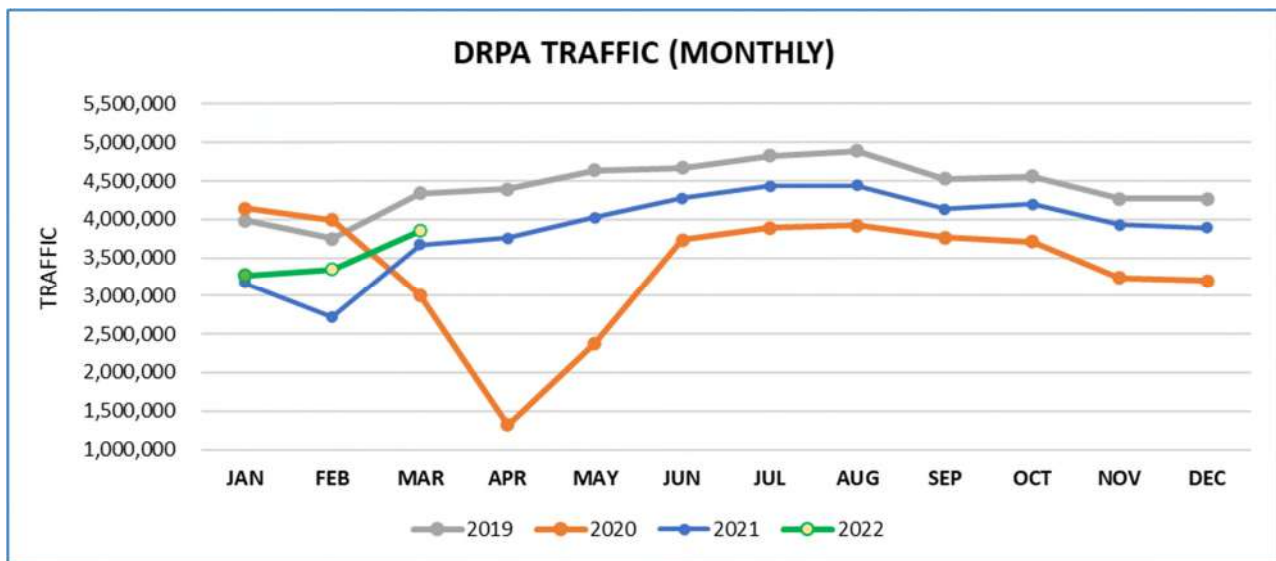
January 2022 numbers vs. 2019 – 2022 audited traffic, when compared against 2019 figures, show 717K fewer vehicles, and reduced revenues of \$3.7 million.

**March 2022 YTD Unaudited Traffic and Toll Revenues**

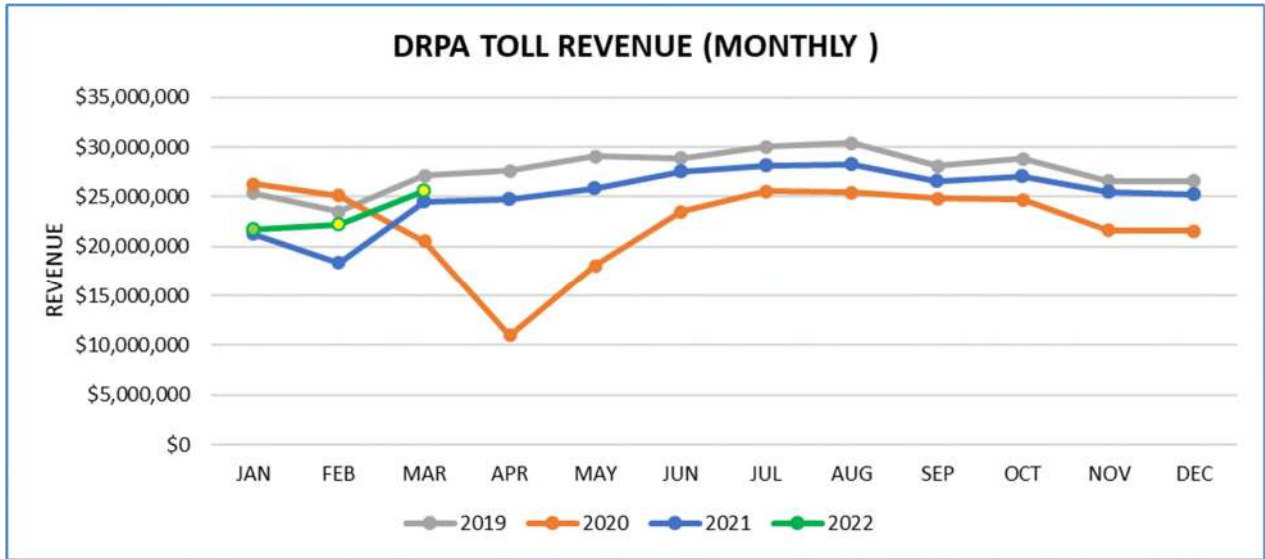
Through March, unaudited YTD traffic is 11.7% higher vs. 2021 unaudited volumes, or up at least 1.08 million vehicles. Based on these preliminary numbers, it appears that toll revenues will be slightly higher than the numbers posted in February 2021.

**Overall Traffic and Revenue Trend since 2019 (through March 2022)**

The overall traffic trend since January 2019 is shown in the chart below. (Note: Data from January 2019 thru January 2022 reflects actual figures, while February and March 2022 figures are unaudited):



As noted above, traffic began to recover significantly in May and June 2020, and then trended downwards towards the end of 2020. In 2021, traffic volume showed a continued upward climb since March and reached, and at times exceeded, the 90% level vs. pre-pandemic 2019 volumes. Current 2022 traffic figures are still hovering around the 90% pre-COVID numbers.



The Authority’s toll revenue results from January 2019 through March 2022 are captured in the above graph. (Note: February and March figures in the above graph are estimated based on unaudited data)

As bridge traffic volume has increased since the lowest levels of the pandemic, so also have DRPA toll revenues. Actual annual bridge tolls were **down \$64 million** in 2020 vs. 2019 toll revenues. 2021 bridge toll revenues increased \$34.8 million vs. 2020, but still were **\$29 million under 2019** toll revenue numbers.

**Actual Monthly Traffic and Revenues vs. Budget \***



TRAFFIC	JAN	FEB	MAR	APR	MAY	JUN	JUL	AUG	SEP	OCT	NOV	DEC
2020 % of 2019 (act.)	103.9%	106.6%	69.4%	30.1%	51.3%	80.0%	80.6%	80.2%	83.1%	81.4%	75.9%	74.9%
2021 % of 2019 (act.)	79.5%	72.7%	84.6%	85.5%	86.9%	91.7%	91.9%	90.8%	91.3%	92.0%	92.1%	91.1%
2022 % of 2019 (act.)	82.0%	89.4%*	88.8%*									
2022 Budget % of 2019 (act.)	92.5%	92.5%	92.5%	92.5%	92.5%	92.5%	92.5%	92.5%	92.5%	92.5%	92.5%	92.5%

\* February and March 2022 are unaudited.

While January 2022 actual traffic and bridge toll revenues are **higher** than 2021 numbers, **actual DRPA traffic and toll revenues are lower than projected in the 2022 budget**. The result is a deficit of 418 thousand vehicles and \$1.7 million in revenues, respectively. Traffic and toll revenues were **below budget** by 11.4% and 7.4%, respectively. (January 2022 traffic had been budgeted at 92.5% of pre-COVID volumes vs. the actual numbers of 82%, which explains the deficit in both traffic and revenues.)

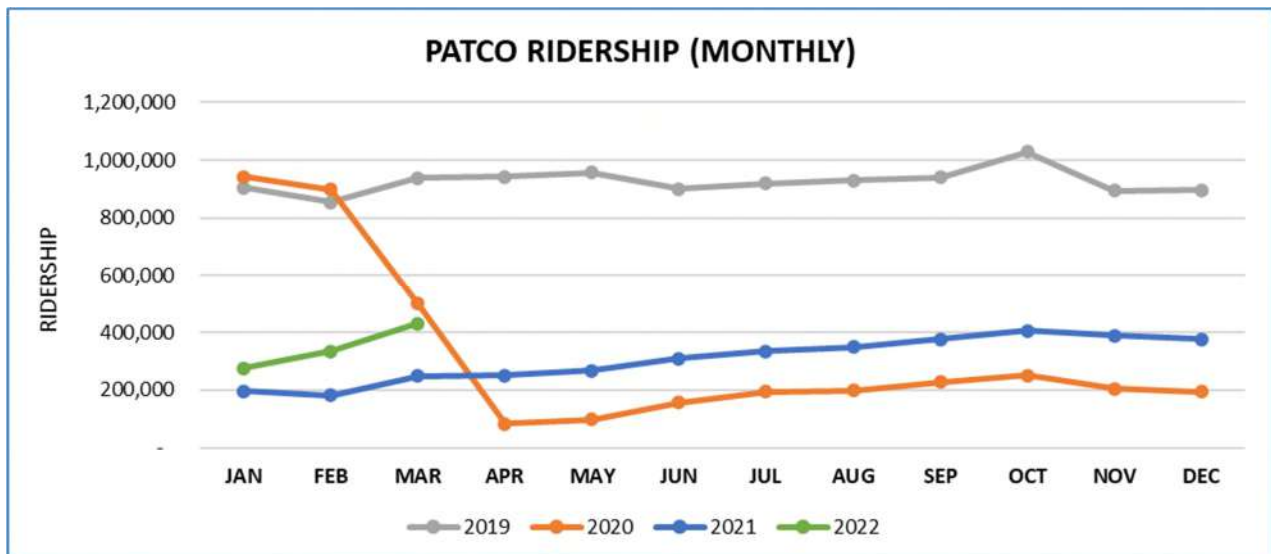
**PATCO Ridership and Net Passenger Revenues**

**2021 v. 2019 Annual Numbers - When compared against 2019, PATCO ridership was **down 7.4 million** riders and net passenger revenues were **down \$18.7 million**.**

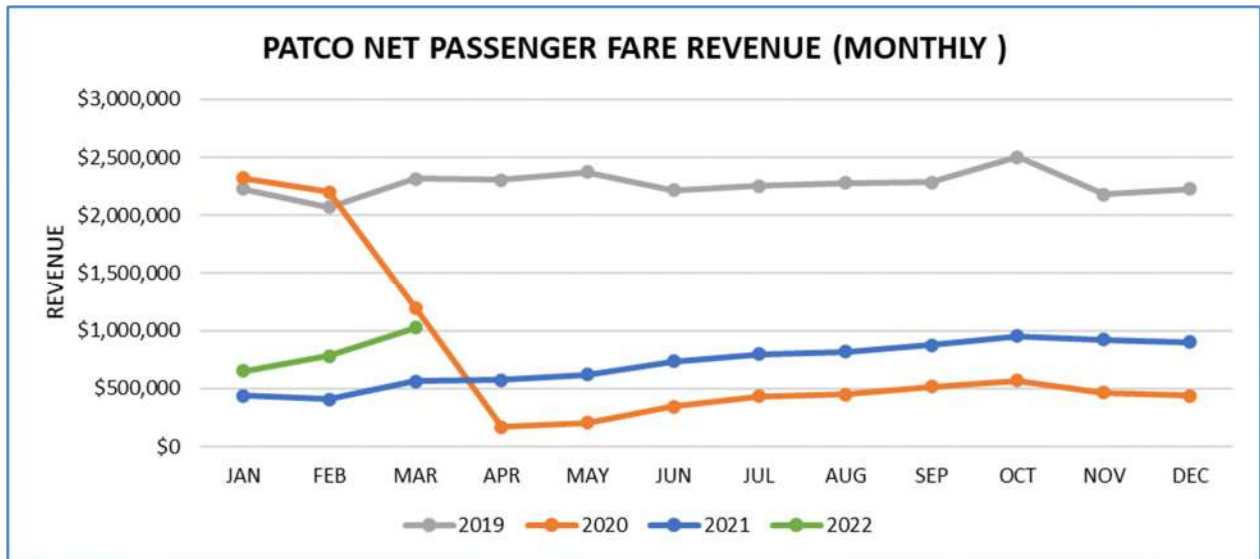
**March 2022 YTD Ridership/Passenger Revenues:** Ridership and net passenger revenues have improved against March 2021 numbers.

- Ridership – Through March, YTD actual PATCO ridership was **above** 2021 ridership, totaling 1.0 million riders vs. 624 thousand riders in 2021. (As shown in the graph below, January and February 2021 ridership were both at low levels relative to subsequent months during 2021).
- Net passenger revenues for March 2022 YTD totaled \$2.5 million vs. \$1.4 million during the same period in 2021, reflecting a \$1.04 million increase (or a 74.02% change) vs. March 2021 YTD figures.

**Overall Monthly Ridership Trend since 2019**



As shown above, PATCO ridership, like bridge traffic, took a precipitous dive in mid-March 2020. Last fall and winter, ridership fluctuated between 22-24% of 2019 levels. In 2021, PATCO ridership climbed such that it was exceeding 42% of 2019 activity. Ridership trailed off a bit in early 2022 but has been climbing back towards the 43-45% level vs. 2019 pre-COVID numbers in recent weeks.

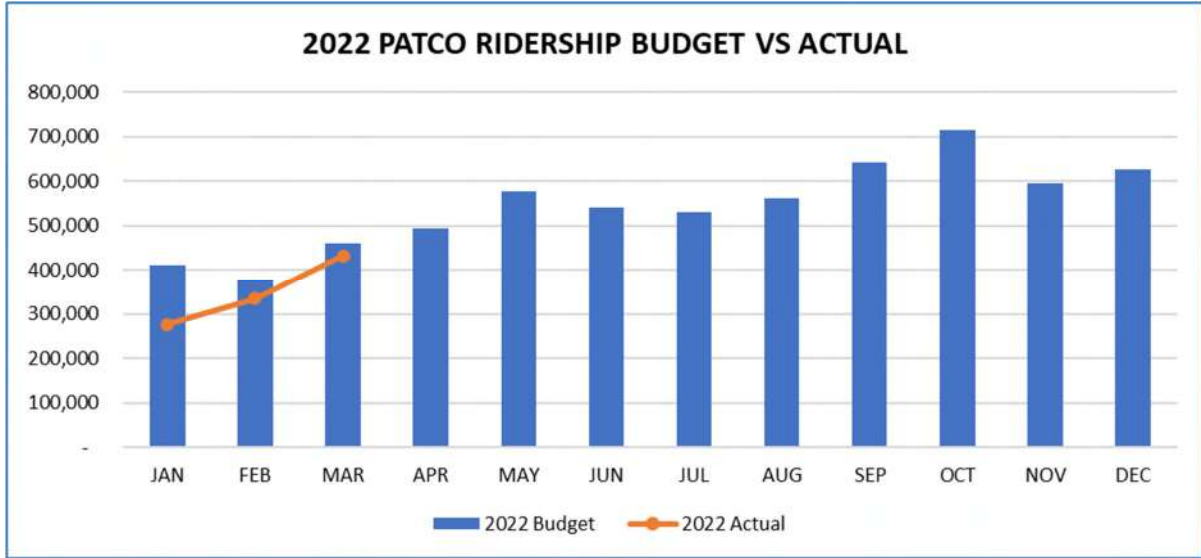


Net passenger fare revenues in 2021 and 2022 have followed the upward trend experienced in ridership.

**Actual Ridership and Passenger Fare Revenue vs. Budget thru March**

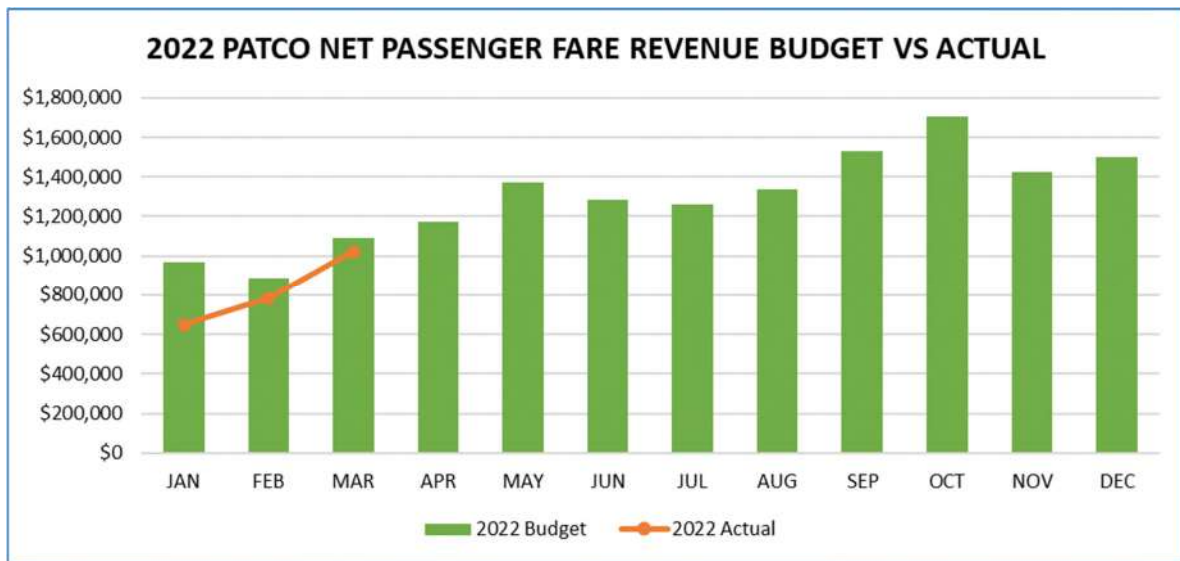
Total volumes through March reflect the fact that PATCO ridership/revenues have started the year **below** the 2022 budget, with ridership **down 205K riders (down 16.4%)** and with net passenger revenues **down \$495K (a decrease of 16.8%)**.

The bottom section of the chart below shows the actual ridership percentage vs. the monthly budgeted percentage projections for 2022. As noted, ridership projections assumed that ridership would average about 46% of pre-COVID, whereas ridership has averaged slightly below 40% thus far this year.



RIDERSHIP	JAN	FEB	MAR	APR	MAY	JUN	JUL	AUG	SEP	OCT	NOV	DEC
2020 % of 2019 (act.)	104.2%	105.2%	53.4%	8.8%	10.2%	17.3%	21.0%	21.4%	24.2%	24.3%	23.0%	21.7%
2021 % of 2019 (act.)	21.6%	21.1%	26.4%	26.6%	27.9%	34.4%	36.5%	37.5%	40.1%	39.5%	43.4%	42.0%
2022 % of 2019 (act.)	30.5%	39.1%	46.0%									
2022 Budget % of 2019 (act.)	45.4%	44.0%	49.2%	52.5%	60.3%	60.0%	57.6%	60.4%	68.2%	69.5%	66.6%	69.8%

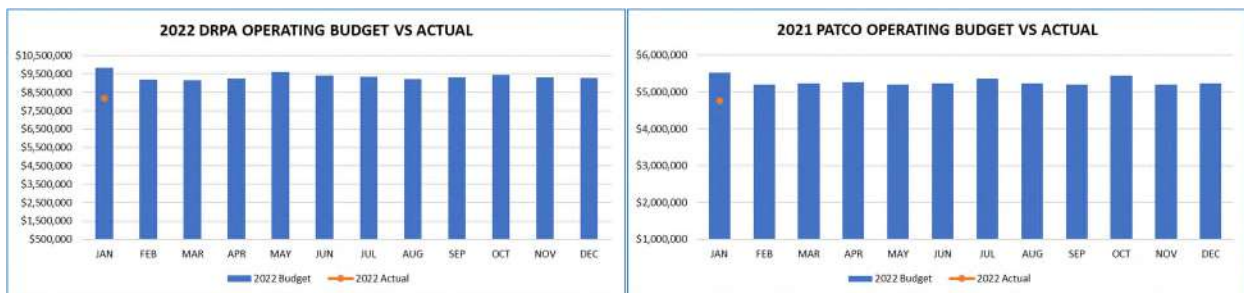
Actual 2022 net passenger fare revenue, while higher than 2021 volumes, is **\$495 thousand** below 2022 projections (see below).



### **DRPA and PATCO YTD Operating Budget vs. Actual**

The combined January 2022 unaudited expenses for DRPA and PATCO totaled \$13.0 million against combined budgets of \$15.4 million, resulting in a \$2.4 million, or an 15.7% **under budget** situation. The actual expenditures are reflective of lower personnel expenses (salary, benefits, pension, etc.) and delayed spending at the outset of the year. In addition, the lower operational and administrative expenses resulted from the continued cost-constraints DRPA and PATCO have placed on spending.

The under-budget situation will continue to increase, as it did throughout 2020 and 2021, primarily due to the number of unfilled positions.



### **2021 Capital Plan Funding (General Fund and Bond Project Funds)**

**2020:** As of December 31, 2020, the combined balance of bond project and general funds totaled \$429.9 million, which reflected a **\$124.6 million (or a 22.5%) decrease** during the year. (Audited capital expenditures exceeded \$200 million during 2020).

**2021:** As of December 31, 2021, the General Fund (GF) balances totaled \$299.8 million. Combined project fund and GF balances decreased by approx. \$130.1 million during the year. No bond project funds remain.

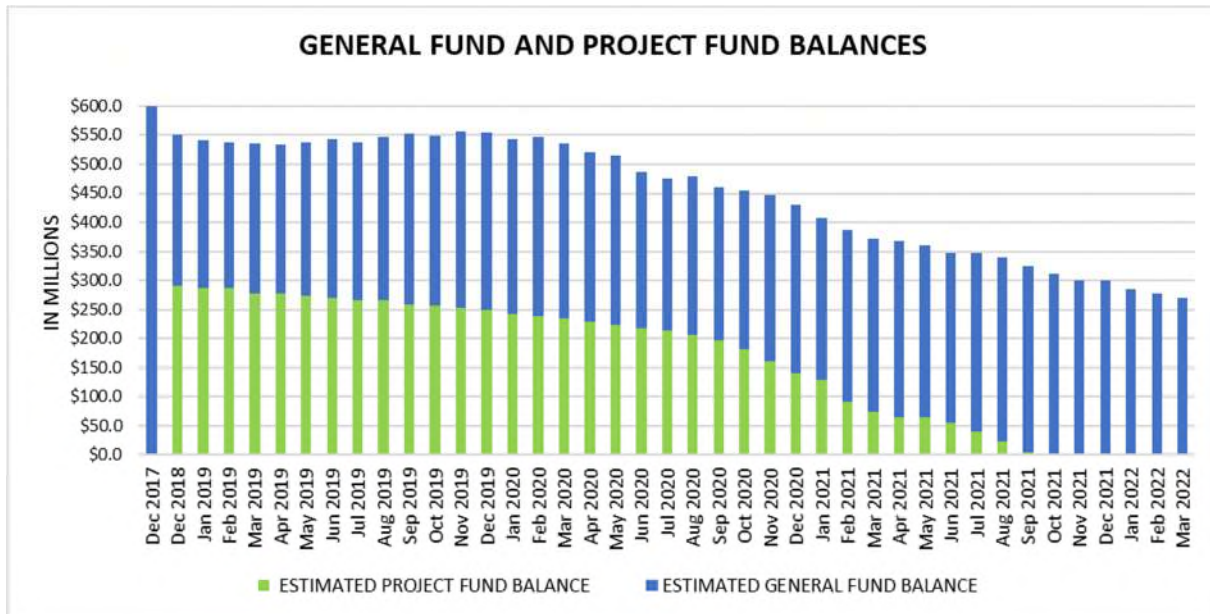
In the past two years robust capital expenditures and funding the PATCO subsidy have contributed to a **\$255 million reduction** in bond project and GF balances.

The GF balance decreased by \$6.1 million in March, as capital expenditures and PATCO subsidy payments offset the \$6.8 million monthly General Fund transfer and the \$5.1 million drawdown of FTA capital and operating grant funds. (The General Fund balance would be much

lower were it not for the **\$63 million in funds** received from the CARES/CRRSAA/American Rescue Plan grants since 2020).

Through March 2022, there has been a **\$29 million decrease** in the General Fund. One positive note is that, thus far, our cash flows are such that the monthly General Fund transfers (required by the Bond Indenture) have totaled \$11.1 million vs. the \$2.4 million in the first three (3) months of 2021, a significant increase.

### General Fund/Project Fund Historical View



	Dec 2017	Dec 2018	Dec 2019	Dec 2020	Dec 2021	Mar 2022	CHANGE FROM PREVIOUS MONTH
EST GF BALANCE	\$600.1	\$260.7	\$305.5	\$289.4	\$299.8	\$270.9	(\$6.1)
EST PF BALANCE	\$0.0	\$290.0	\$249.0	\$140.5	\$0.0	\$0.0	\$0.0
TOTAL FUNDS AVAILABLE	\$600.1	\$550.7	\$554.5	\$429.9	\$299.8	\$270.9	(\$6.1)
CHANGE FROM PRIOR YEAR		(\$49.4)	\$3.9	(\$124.6)	(\$130.1)		

The chart above shows a **decrease** in the General Fund and bond project fund monies available over time. In 2018, the GF exceeded \$600 million, just prior to the use of \$282 million to defease the 2010 Bonds, and the issuance of \$290 million in new bond project funds. Beginning in 2019, “long-lived” capital projects were primarily funded through our bond project funds, which have now been exhausted.

The General Fund balance totaled approx. \$271 million, as of March 31, 2022.

### **2022 Operating and Capital Budgets**

The capital budget, which was passed by the Board at its November meeting, became effective on January 1, 2022. The 2022 budget projects expenditures (net of grant funding) of \$143.2 million.

The 2022 operating budget projects \$356.1 million in total Authority revenues with total budgeted expenditures of \$306.8 million, including debt service, which is expected to result in a \$49.3 million contribution to the General Fund.

### **Bond-related Information**

***Bond Refundings:*** Last month the Authority and its bond team completed all the tasks (including receipt of bond ratings from Moody's and S&P, due diligence reviews by various law firms, etc.) necessary to post the Preliminary Official Statements for both bond refundings.

Despite the expedited work on the refundings, the chaos in the markets (attributable to the horrific war in Ukraine, inflation and expected interest rate increases), resulted in significant deterioration in the projected savings from the proposed refundings. As a result, the Authority determined it was prudent to "pause" in the execution of the two transactions until interest rate movements were more stable.

Given the continued deterioration within the past 3 weeks, due to the aforementioned events, as discussed with the Finance Committee, the Authority is pursuing an alternative bank private placement financing through the Bank of America (a.k.a., a *fixed rate direct purchase bond*), which may help us "recoup" a large portion of the expected savings from the original 2013 revenue bond refunding. Unfortunately, in the meantime, interest rates and credit spreads continue to move against our refunding plans. We are attempting to expedite this transaction, and hopefully "price" and lock in rates by next week, in anticipation of further market disruptions and interest rate hikes.

### **Federal Transit Grants – CARES Act, CRRSAA and American Rescue Plan Grants**

Since early 2020, the transit operating grants have been important in offsetting lost revenues and operating losses from our PATCO operation. To date, we have drawn down the entire amount of CARES Act and all the CRRSAA transit grant funds. We are now pulling in funds from the American Rescue Plan, as shown below:

- **American Rescue Plan Act of 2021** – The Authority drew \$1.5 million in funds during March. The DRPA still has access to a total of \$19.9 million and anticipates that these funds will be consumed by the fourth quarter of this year.

The DRPA has received a total of \$64.5 million from the three (3) grants, which total \$84.4 million. As mentioned above, the Authority still has access to almost \$20 million in federal funds for use in 2022.

Respectfully submitted,

James M. White, Jr.

CFO/Treasurer

DRPA/PATCO UNAUDITED FINANCIAL SUMMARY  
April 11, 2022 (Revised from 4/5/2022)

DRPA TRAFFIC / PATCO RIDERSHIP AND REVENUE				
YEAR-TO-YEAR COMPARISON				
2022 vs. 2021 YTD thru 1/31/2022	2022 Actual	2021 Actual	Year-to-Year Change	% Change
DRPA Traffic	3,268,185	3,168,300	99,885	3.15%
DRPA Toll Revenues	\$21,681,502	\$21,242,836	\$438,666	2.07%
Average Toll	\$6.6341	\$6.7048	(\$0.0707)	(1.05%)

2022 vs. 2019 YTD thru 1/31/2022	2022 Actual	2019 Actual	Year-to-Year Change	% Change
DRPA Traffic	3,268,185	3,985,539	(717,354)	(18.00%)
DRPA Toll Revenues	\$21,681,502	\$25,378,166	(\$3,696,665)	(14.57%)
Average Toll	\$6.6341	\$6.3676	\$0.2665	4.19%

2022 vs. 2021 YTD thru 3/31/2022	2022 Actual	2021 Actual	Year-to-Year Change	% Change
PATCO Ridership	1,042,943	623,959	418,984	67.15%
PATCO Net Passenger Revenues	\$2,455,063	\$1,410,783	\$1,044,280	74.02%
Average Fare	\$2.3540	\$2.2610	\$0.0930	4.11%

PATCO Ridership Increase (Decrease) from prior month	184,100
PATCO Revenue Increase (Decrease) from prior month	\$459,269

2022 vs. 2019 YTD thru 3/31/2022	2022 Actual	2019 Actual	Year-to-Year Change	% Change
PATCO Ridership	1,042,943	2,697,865	(1,654,922)	(61.34%)
PATCO Net Passenger Revenues	\$2,455,063	\$6,620,477	(\$4,165,415)	(62.92%)
Average Fare	\$2.3540	\$2.4540	(\$0.1000)	(4.07%)

BUDGET VS. ACTUAL				
2021 YTD thru 1/31/2022	2022 Budget (1 mo)	2022 Actual (1 mo)	(Under) / Over Budget	% (Under) / Over Budget
DRPA Traffic	3,686,624	3,268,185	(418,439)	(11.35%)
DRPA Toll Revenues	\$23,410,060	\$21,681,502	(\$1,728,558)	(7.38%)

Frequent Bridge Traveler Credit	\$131,340	\$86,985	(\$44,355)	(33.77%)
Delayed Transaction (Net) Revenue	\$150,103	\$381,755	\$231,652	154.33%
# of Transactions Reviewed: 75,286 YTD 2022				

2022 YTD thru 3/31/2022	2022 Budget (3 mo)	2022 YTD Actual (3 mo)	(Under) / Over Budget	% (Under) / Over Budget
PATCO Ridership	1,247,467	1,042,943	(204,524)	(16.40%)
PATCO Net Passenger Revenues	\$2,950,058	\$2,455,063	(\$494,996)	(16.78%)
PATCO Ridership Increase (Decrease) from prior month			(29,379)	
PATCO Revenue Increase (Decrease) from prior month			(\$68,469)	

OPERATING EXPENSES - YTD JANUARY 2022				
BUDGET VS. ACTUAL (UNAUDITED) *				
2022 YTD thru 1/31/2022	2022 YTD Budget	2022 YTD Actual	(Under) / Over Budget	% (Under) / Over Budget
DRPA Budget	\$9,843,141	\$8,191,506	(\$1,651,635)	(16.78%)
PATCO Budget	\$5,525,343	\$4,766,780	(\$758,563)	(13.73%)
Total	\$15,368,484	\$12,958,286	(\$2,410,198)	(15.68%)

\* DRPA and PATCO actuals are preliminary

2022 YTD thru 1/31/2022	2022 YTD Budget	2022 YTD Actual	(Under) / Over Budget	% (Under) / Over Budget
PATCO Subsidy	(\$4,502,827)	(\$4,069,785)	(\$433,042)	(9.62%)

DRPA/PATCO UNAUDITED FINANCIAL SUMMARY  
April 11, 2022 (Revised from 4/5/2022)

## ESTIMATED GENERAL FUND BALANCE

Estimated Balance as of 3/31/2022	\$270.9 million
Est. change in general fund balance from previous month	(\$6.1) million

## ESTIMATED FUNDS AVAILABLE TO FUND CAPITAL PROGRAM (Total Project and General Fund Bal.)

Estimated Balance as of 3/31/2022	\$270.9 million
Estimated change from previous month	(\$6.1) million
Estimated Balance as of 12/31/2021	\$299.8 million
Estimated Balance as of 12/31/2020	\$429.9 million
Estimated Balance as of 12/31/2019	\$554.5 million
Estimated Balance as of 12/31/2018	\$552.7 million

## TOTAL DRPA BOND DEBT

As of 3/31/2022 (in thousands of dollars)

	Principal Outstanding	% of Total	Bond Ratings (Moody's/S&P)	Updates
Revenue Bonds	\$ 1,006,320	92.5%	A1/ A +	In March 2022, S&P affirmed the Authority's ratings for both its revenue and PDP bonds. Moody's affirmed the ratings on the revenue bonds and upgraded the PDP bonds from Baa1 to A3.
PDP Bonds	81,695	7.5%	Baa1 / A	
Total Debt	\$ 1,088,015	100.0%		

Total Debt at its lowest level since 2012.

Total Debt was reduced by \$71.7 million after 1/1/2022 principal payment.

## RATINGS ACTIONS

In April 2016, S&P upgraded DRPA's PDP Bond ratings from "BBB" to "A-". The Revenue Bonds were affirmed at "A", stable outlook.  
In August 2017 S&P reaffirmed the existing bond ratings. On Nov. 16, 2018, S&P upgraded all DRPA Revenue and PDP bonds, taking the revenue bonds to "A+" from "A" and the PDP bonds from "Baa3" to "Baa2". S&P changed outlook to negative in mid-March 2020.  
In April 2021, S&P changed outlook from negative to stable.

In October 2017, Moody's upgraded DRPA's Revenue Bond ratings from "A3" to "A2" with a stable outlook and upgraded the PDP Bond ratings from "Baa3" to "Baa2" with a stable outlook. Moody's raised the "outlook" on all bonds, from stable to positive. Moody's upgraded the DRPA Revenue and PDP Bonds on Feb. 4, 2020, with a stable outlook. Moody's changed entire toll sector to negative outlook on 3/20/20.

## 2018-2019 ACTION PLAN INITIATIVES

- DRPA extended Barclays LOC for 4 year term at slightly reduced LOC facility costs.
- DRPA Board has authorized defeasement of all or portion of 2010D bonds based on market conditions
- DRPA Board has authorized new money issuance subject to market conditions
- DRPA assessing impact of new tax law on FRN (Floating Rate Notes) procured with 3 banks in 2016. (See principal amounts above)
- Investment analysis of General Fund and new proposed investment guidelines to be discussed again at Finance Committee meeting in early 2019.
- Renegotiated FRN rate with Wells Fargo.
- November 16: 2010D Bonds Defeased in the amount of \$308.4 million using \$281.6 million in General Funds
- December 12: Terminated the 2000 Swaptions (Inactive)
- December 18: Issuance of 2018 Revenue Bonds Series A \$273.5 million, Revenue Refunding Bonds Series B \$404.1 million, Revenue Bonds Series C \$22.9 million and Terminated the remainder of the swaps. The DRPA has eliminated ALL variable rate debt, and swaps, as of 12/18/18.
- New investment policy approved by Finance and Board in Feb. Phase I of implementation: Contacted existing money managers on new policy, after veto period expired.

## 2021 ACTION PLAN INITIATIVES

- Termination of Maintenance Reserve Fund Forward Delivery Agreement - Net of \$593K
- Board Authorization per SS&R to refund, if prudent, the 2012 PDP bonds
- Expansion of extension of the bond pool to December 31, 2021
- Underwriter team selected. Full bond team not yet assembled.

## 2022 ACTION PLAN INITIATIVES

- Bond Refunding Team Kick-off February 2, 2022
- Ratings presentations made on March 1 and 2. Moody's upgraded the PDP bonds
- Bond team finalized due diligence review and finalized Preliminary Official Statement. Refundings on hold due to rate increases primarily due to Russian invasion of Ukraine war.

# **DRPA BOARD MINUTES**

**DELAWARE RIVER PORT AUTHORITY  
BOARD MEETING**

**One Port Center  
Camden, New Jersey  
Wednesday, March 16, 2022**

**Pennsylvania Commissioners**

Cherelle Parker, Chair of the Board (via phone)  
 Pennsylvania Auditor General Timothy DeFoor  
 Joseph Martz (via phone)  
 Donna Powell (via phone)  
 Ted Christian (for Pennsylvania Treasurer Stacy Garrity) (via phone)  
 Keiwana McKinney  
 Angelina Perryman (via phone)

**New Jersey Commissioners**

Jeffrey Nash, Esq., Vice Chair of the Board (via phone)  
 Sara Lipsett  
 Albert Frattali (via phone)  
 Charles Fentress (via phone)  
 Aaron Nelson  
 Richard Sweeney (via phone)  
 Bruce Garganio (via phone)  
 Daniel Christy (via phone)

**DRPA/PATCO Staff**

John T. Hanson, Chief Executive Officer  
 Obra Kernodle, Deputy Chief Executive Officer  
 Raymond J. Santarelli, General Counsel and Corporate Secretary  
 Stephen M. Holden, Deputy General Counsel  
 Narisa Sasitorn, Deputy General Counsel (via phone)  
 James White, Chief Financial Officer  
 Toni Brown, Chief Administrative Officer  
 David Aubrey, Inspector General  
 John Rink, General Manager, PATCO  
 Michael Venuto, Chief Engineer  
 William Shanahan, Acting Director, Homeland Security and Emergency Management  
 Tonyelle Cook-Artis, Acting Director, Grants and Government Relations  
 John Lotierzo, Director of Finance  
 Steve Reiners, Director, Fleet Management (via phone)  
 Joseph McAvoy, Bridge Director, BFB & BRB (via phone)  
 Ricardo DeOliveira, Bridge Director, WWB & CBB (via phone)  
 Richard Mosback, Director of Procurement  
 Michael Williams, Manager, Corporate Communications  
 Kathleen Vandy, Assistant General Counsel (via phone)  
 Elizabeth Saylor, Administrative Coordinator, Corporate Secretary

**Others Present**

Jamera Sirmans, Associate Counsel, New Jersey Governor's Authorities Unit  
 Alan Kessler, PA Counsel, Duane Morris, LLP  
 Christopher Gibson, Archer & Greiner, P.C.  
 Hayden Rigo, Deputy Chief of Staff, Pennsylvania Auditor General

**OPEN SESSION****Moment of Silence and Pledge of Allegiance.**

Chairwoman Parker called for everyone present to rise for a moment of silence and the pledge of allegiance.

**Roll Call**

Chairwoman Parker called the meeting to order at 9:05 a.m. and asked that the Corporate Secretary call the roll. The following Commissioners were present, constituting a quorum: Chairwoman Parker, Vice Chairman Nash, Powell, Fentress, Auditor General DeFoor, Sweeney, Christian, Perryman, Frattali, Lipsett, Nelson, McKinney, Martz, Christy and Garganio.

Chairwoman Parker opened the Meeting with the following remarks:

I would like to state for the record that today is an exciting day for four reasons. First, we are back. We are now able to meet in person and welcome back to the Commissioners and Staff who have assembled in the Board room. Being able to meet in person means that we are one step closer to beating the COVID-19 pandemic. This is definitely a good thing. While I had hoped to join everyone in person the City Council of Philadelphia has been called into a Committee of the Whole meeting that requires my presence.

Second, March is Women's History Month. I am so excited today because it gives me another opportunity to recognize Women's History Month. This month is the time to recognize the many ways that women have helped shape our nation's history. I want to pause and recognize all the amazing women who serve with me on this Board. I am grateful for your commitment to excellence and the outstanding example that you set as leaders. I would be remiss if I didn't recognize the many women at all levels who work hard at the DRPA and PATCO. I want them to know that we appreciate all that they do. This month is close to my heart. When I was seventeen, I participated in and won an oratorical contest in the city on Black History Month. I was invited to give a speech in front of the City Council that had my hands shaking and my knees buckling. This is when I decided to get involved in the community and the laws. This experience was what helped me get onto the path of community service.

Third, today the Board will consider two important staff appointments: Chief Security and Safety Officer and Chief of Police. Given the challenges of cyber security and safety in the region, I am pleased that we will be asked to vote on the appointment of our first ever Chief Security and Safety Officer. After an

extremely competitive process, Captain Robert Finnigan, Sr. has been recommended to fill this position. He has been described as an exceptional and proven leader, who possess strong organizational skills and an extensive working knowledge of homeland security and emergency management. He is also an active member of the Authority's Cyber Security Task Force. Captain Finnegan's tenure will be an asset to his position. He has also completed many specialized training programs such as cyber security, use- of-force crimes and intimidations to name a few. He is well qualified to fill this position.

Next is our Chief of Police. We will be asked to vote on the appointment of the new Chief of Police. Again, after an extremely competitive process, Captain Edward Cobbs, Jr. has been recommended to fill the vacancy of Chief of Police Jack Stief. Captain Cobbs has been described as a transformational leader who is committed to ethics and value-based policing. He possesses strong skills in emergency preparedness and mitigation. Captain Cobbs has also completed many specialized professional training programs offered by the New Jersey State Association of Chiefs of Police, the FBI Law Enforcement Executive Development, the USDOT Transportation Safety Institute, the Camden County Police Academy and FEMA. Captain Cobbs is well qualified to become our next Chief of Police. If approved by our Board today, Captain Cobbs will also make history as the Authority's first black Chief of Police. This will be an important milestone in the Authority's history and one that is consistent with our commitment to fairness and equity. This magnitude of a milestone is one that I am sure, Commissioner Fentress, a former member of the DRPA Public Safety Department, can appreciate.

Finally, we have our excellent credit rating from S&P and Moody's Investment Services. Later in the meeting, we will receive an update from CFO White about the good news of the bond rating increase that we recently received. When I received the news, I felt like I was in church; I called it the "Good News". I was particularly excited about the six factors that S&P cited. The six factors include: 1) a strong market position; 2) strong economic fundamentals; 3) very strong management and governance with an experienced management team and a history of managing and maintaining cash flows to finance the capital program; 4) strong financial performance; 5) very strong debt capacity; and 6) very strong liquidity and financial flexibility. I want to thank the management team for everything you do daily to make these impressive ratings possible. I also want to thank our Finance Committee led by Vice Chairman Nash for the outstanding leadership and guidance he provides to the Executive team. His leadership has been invaluable and is the reason why S&P recognized our strong economic fundamentals.

### **Public Comment**

Corporate Secretary Santarelli reported that there is no public comment.

**Report of the Chief Executive Officer**

CEO Hanson then stated that the CEO Report stood as previously submitted. He highlighted one item under his emergency powers for the procurement of 750VDC traction power cables from Scalfo Electric, in the amount of \$487,000.00. Commissioner Frattali moved to approve the CEO's Report and Auditor General DeFoor seconded the motion. All Commissioners in attendance voted to approve the CEO's Report. The motion carried.

**Report of the Chief Financial Officer**

CFO White stated that his Report stood as previously submitted. He highlighted that traffic was at 90% of pre-Covid number and at this time we do not see the effect of the high gas prices. We see continued growth for PATCO ridership. He stated that he was pleased with the improvement of bridge traffic and PATCO ridership. CFO White expressed that he was excited and nervous about the Bond rating as we approached the Moody's and S&P ratings. The key thing is the growth from 2020 and 2021, that we made an emphasis on positioning capital projects and where we stand on cyber security. This triggered Moody's to raise our PDP Bond rating. We were confident enough in our position, our management team, the approaches taken for cost containment and operational control to ask Moody's for that upgrade.

**Approval of the February 16, 2022 DRPA Board Meeting Minutes**

Chairwoman Parker stated that the Minutes of the February 16, 2022 DRPA Board Meeting were previously provided to the Governors of New Jersey and Pennsylvania and to the DRPA Commissioners. There were no comments or corrections. Commissioner Sweeney moved to approve the Minutes and Commissioner Martz seconded the motion. All Commissioners in attendance voted in the affirmative to approve the Minutes as submitted. The motion carried.

**Receipt and Filing of the List of Previously Approved Payments and List of Previously Approved Purchase Orders and Contracts covering the Month of February 2022.**

Chairwoman Parker stated that the Lists of Previously Approved Payments and Previously Approved Purchase Orders and Contracts covering the month of February 2022 were previously provided to all Commissioners. There were no questions or comments. Commissioner Fentress moved to receive and file the lists and Commissioner Frattali seconded the motion. All Commissioners in attendance voted in the affirmative. The motion carried.

**Approval of Operations & Maintenance Committee Meeting Minutes of March 1, 2022**

Chairwoman Parker stated that the Minutes of the March 1, 2022 Operations & Maintenance Committee Meetings were previously provided to all Commissioners. There were no comments or corrections. Commissioner Sweeney moved to approve the Minutes and Commissioner Fentress seconded the motion. All Commissioners in attendance voted in the affirmative to approve the Minutes as submitted. The motion carried.

**Adoption of Resolutions Approved by the Operations & Maintenance Committee on March 1, 2022**

Chairwoman Parker stated that there were four (4) Resolutions from the March 1, 2022 Operations & Maintenance Committee Meeting for consideration.

**DRPA-22-028                      PATCO Underground Radio System Upgrade.**

Chief Engineer Venuto presented Summary Statement and Resolution No. DRPA-22-028 seeking Board authorization to negotiate a purchase contract with Tactical Public Safety, LLC for upgrades to the underground radio system serving PATCO's tunnels and underground passenger stations, in an amount not to exceed \$1,616,589.77. Chairwoman Parker inquired whether Commissioners had any questions for staff concerning the Resolution. There were no questions. Auditor General DeFoor moved to adopt Resolution No. DRPA-22-028 and Commissioner Lipsett seconded the motion. All Commissioners in attendance voted in the affirmative to adopt the Resolution. The motion carried and the Board adopted the Resolution.

**DRPA-22-030                      System Upgrade Traffic Control, HVAC Systems and SCADA for DRPA Facilities.**

Chief Operating Officer Hicks presented Summary Statement and Resolution No. DRPA-22-030 seeking Board authorization to negotiate a contract with the Tri-M Group for the upgrade of the Traffic Control, HVAC systems and SCADA for DRPAs four bridge facilities, in the amount of \$1,625,000.00. Chairwoman Parker inquired whether Commissioners had any questions for staff concerning the Resolution. There were no questions. Commissioner Lipsett moved to adopt Resolution No. DRPA-22-030 and Commissioner Garganio seconded the motion. All Commissioners in attendance voted in the affirmative to adopt the Resolution. The motion carried and the Board adopted the Resolution.

**DRPA-22-031                      Tozour Trane Chiller Maintenance Agreement.**

Bridge Director McAroy presented Summary Statement and Resolution No. DRPA-22-031 seeking Board authorization to negotiate a contract with Tozour Trane to provide annual preventative maintenance and emergency service for the facility chillers at all four DRPA bridge facilities for three (3) years, in an amount not to exceed \$132,360.00. Chairwoman Parker inquired whether Commissioners had any questions for staff concerning the Resolution. There were no questions. Commissioner Lipsett moved to adopt Resolution No. DRPA-22-031 and Commissioner Fentress seconded the motion. All other Commissioners in attendance voted in the affirmative to adopt the Resolution. The motion carried and the Board adopted the Resolution.

**DRPA-22-032                      Procurement of Fifty-Four (54) Signal Tech Lane Indicators for the Betsy Ross Bridge.**

Bridge Director McAroy presented Summary Statement and Resolution No. DRPA-22-032 seeking Board authorization to negotiate a contract with Denny Electric Supply to supply fifty-four (54) signal tech lane indicator LED light fixtures to replace the existing bridge gantry lane indicators on the Betsy Ross Bridge, in an amount not to exceed \$160,098.12. Denny Electric is

a Co-Star contract vendor. Chairwoman Parker inquired whether Commissioners had any questions for staff concerning the Resolution. There were no questions. Commissioner Sweeney moved to adopt Resolution No. DRPA-22-032 and Commissioner Fentress seconded the motion. All other Commissioners in attendance voted in the affirmative to adopt the Resolution. The motion carried and the Board adopted the Resolution.

**Approval of Finance Committee Meeting Minutes of March 2, 2022**

Chairwoman Parker stated that the Minutes of the March 2, 2022 Finance Committee Meeting were previously provided to all Commissioners. There were no comments or corrections. Commissioner Nelson moved to approve the Minutes and Commissioner Powell seconded the motion. All Commissioners in attendance voted in the affirmative to approve the Minutes as submitted. The motion carried.

**Adoption of Resolutions Approved by the Finance Committee on March 2, 2022**

Chairwoman Parker stated that there was one (1) Resolution from the March 2, 2022 Finance Committee Meeting for consideration.

**DRPA-22-027                      NetApp Storage Upgrades.**

Information Services Director LaMarca presented Summary Statement and Resolution No. DRPA-22-027 seeking Board authorization to negotiate a contract with ePlus Technology, Inc. for the procurement of hardware upgrades to the Authority's NetApp Storage infrastructure, in an amount not to exceed \$172,082.91. The purchase is pursuant to Commonwealth of Pennsylvania CO-STARS 003-078 hardware contract. Chairwoman Parker inquired whether Commissioners had any questions for staff concerning the Resolution. There were no questions. Commissioner Lipsett moved to adopt Resolution No. DRPA-22-027 and Commissioner Fentress seconded the motion. All Commissioners in attendance voted in the affirmative to adopt the Resolution. The motion carried and the Board adopted the Resolution.

**Approval of Audit Committee Meeting Minutes of March 2, 2022**

Chairwoman Parker stated that the Minutes of the March 2, 2022 Audit Committee Meeting were previously provided to all Commissioners. There were no comments or corrections. Auditor General DeFoor moved to approve the Minutes and Commissioner Nelson seconded the motion. All Commissioners in attendance voted in the affirmative to approve the Minutes as submitted. The motion carried.

**Adoption of Resolutions Approved by the Audit Committee on March 2, 2022**

Chairwoman Parker stated that there was one (1) Resolution from the March 2, 2022 Audit Committee Meeting for consideration.

**DRPA-22-033                      Cash Toll Transportation and Processing Services.**

Inspector General Aubrey presented Summary Statement and Resolution No. DRPA-22-033 seeking Board authorization to negotiate a contract with Brinks incorporated to provide cash toll revenue transportation and processing services for the DRPA and PATCO, in an amount not to exceed \$1,711,057.00 for an initial three-year term and two optional years, valued at \$641,010.00

and \$672,159.00. Chairwoman Parker inquired whether Commissioners had any questions for staff concerning the Resolution. There were no questions. Commissioner McKinney moved to adopt Resolution No. DRPA-22-033 and Auditor General DeFoor seconded the motion. Commissioner Christian abstained from the vote. All other Commissioners in attendance voted in the affirmative to adopt the Resolution. The motion carried and the Board adopted the Resolution.

**Citizens Advisory Committee Report.**

There was no Citizens Advisory Committee Report

**Unfinished Business**

There were no Unfinished Business items.

**New Business**

Chairwoman Parker announced four (4) New Business items for consideration:

**DRPA-22-025            Selection of Chief Security/Safety Officer Robert J. Finnegan, Sr.**

Chief Administrative Officer Brown presented Summary Statement and Resolution No. DRPA-22-025 seeking Board approval for the selection and promotion of Robert J. Finnegan, Sr. to the position of Chief Security/Safety Officer, Grade E5, effective March 2022. Chairwoman Parker inquired whether Commissioners had any questions for staff concerning the Resolution. There were no questions. Auditor General DeFoor moved to adopt Resolution No. DRPA-22-025 and Commissioner Fentress seconded the motion. Commissioner Christian abstained from the vote. All other Commissioners in attendance voted in the affirmative to adopt the Resolution. The motion carried and the Board adopted the Resolution.

**DRPA-22-026            Selection of Chief of Police Edward W. Cobbs, Jr.**

Chief Administrative Officer Brown presented Summary Statement and Resolution No. DRPA-22-026 seeking Board approval for the selection and promotion of Edward W. Cobbs, Jr. to the position of Chief of Police, Grade E3, effective March 2022, to fill the vacant position due to the retirement of former Chief of Police John L. Stief. Chairwoman Parker inquired whether Commissioners had any questions for staff concerning the Resolution. There were no questions. Commissioner Fentress moved to adopt Resolution No. DRPA-22-026 and Commissioner Frattali seconded the motion. All Commissioners in attendance voted in the affirmative to adopt the Resolution. The motion carried and the Board adopted the Resolution.

**DRPA-22-034            Ten (10) 2022 Ford Explorer Police Vehicles.**

Fleet Manager Reiners presented Summary Statement and Resolution No. DRPA-22-034 seeking Board authorization for staff to negotiate a purchase contract with Hertrich Fleet Services, Inc. for the purchase of ten (10) 2022 Ford Explorer Police Vehicles, in an amount not to exceed \$400,000.00. The purchase is under the PA State Contract No. 4400020333. Chairwoman Parker inquired whether Commissioners had any questions for staff concerning the Resolution. There were no questions. Commissioner Fentress moved to adopt Resolution No. DRPA-22-025 and

Commissioner Garganio seconded the motion. All Commissioners in attendance voted in the affirmative to adopt the Resolution. The motion carried and the Board adopted the Resolution.

**DRPA-22-035                      Consideration of Pending DRPA Contracts  
(Between \$25,000 and \$100,000).**

Director of Procurement Mosback presented the Summary Statement and Resolution No. DRPA-22-035 seeking Board authorization for staff to negotiate pending DRPA contracts between \$25,000 and \$100,000. Mr. Mosback explained that there were eight (8) contracts for consideration with the following vendors: ePlus Technology, in the amount of \$28,7500.00; Lindsay Transportation Solutions, in the amount of \$35,080.00; ePlus Technology, Inc., in the amount of \$99,900.00; Carrier Corporation/Carrier Commercial Services, in the amount of \$27,200.00; PPG Architectural Finishes, Inc., in the amount of \$45,000.00; Herc Rentals, in the amount of \$42,300.00; Whitmoyer Auto Group, in the amount of \$50,350.00; and H.A. De Hart & Son, in the amount of \$31,073.54 Chairwoman Parker inquired whether Commissioners had any questions for staff concerning the Resolution. There were no questions. Commissioner McKinney moved to adopt Resolution No. DRPA-22-035 and Commissioner Powell seconded the motion. Commissioner Christian abstained from the vote. All other Commissioners in attendance voted to approve the motion. The motion carried and the Board adopted the Resolution.

**The DRPA Board Meeting was held in abeyance at 9:55 a.m.**

**Adjournment**

With no further business, Chairwoman Parker proposed to adjourn. Commissioner Fentress moved to adjourn. Commissioner Martz seconded the motion. All Commissioners in attendance voted in the affirmative. The Meeting concluded at 10:07 a.m.

Respectfully Submitted,



Raymond J. Santarelli, Esquire  
General Counsel and Corporate Secretary

**DRPA MONTHLY LIST OF  
PREVIOUSLY APPROVED PAYMENTS**

DELAWARE RIVER PORT AUTHORITY  
MONTHLY LIST OF PAYMENTS 3/01/22 THRU 3/31/22  
MEETING DATE 4/20/2022

<u>VENDOR NAME</u>	<u>ITEM DESCRIPTION</u>	<u>RESOLUTION #/ AUTHORIZATION</u>	<u>AMOUNT</u>
PHILADELPHIA TRIBUNE	ADVERTISING - PUBLIC RELATIONS	25KTHRES	\$3,500.00
	ADVERTISING - PUBLIC RELATIONS TOTAL		\$3,500.00
AON RISK SERVICES CENTRAL INC	ANCHORAGE PRESERVATION	D-17-040	\$8,321.82 **
	ANCHORAGE PRESERVATION TOTAL		\$8,321.82
OLD DOMINION BRUSH COMPANY INC	AUTO ACCESSORIES	25KTHRES	\$1,300.00
	AUTO ACCESSORIES TOTAL		\$1,300.00
SERVICE TIRE TRUCK CENTER INC.	AUTO BODY PARTS	25KTHRES	\$10,877.50
	AUTO BODY PARTS TOTAL		\$10,877.50
LINDSAY CORPORATION	AUTO TRANSPORTATION	25KTHRES	\$5,666.76
	AUTO TRANSPORTATION TOTAL		\$5,666.76
A.P. CONSTRUCTION, INC.	BAIRD PIER REHABILITATION	D-20-064	\$104,108.25 **
	BAIRD PIER REHABILITATION TOTAL		\$104,108.25
NJ E-ZPASS	BANK FEES	D-16-125	\$36,229.44
	BANK FEES TOTAL		\$36,229.44
JOSEPH FAZZIO INC.	BFB BIENNIAL HANDRAIL REPLACEMENTS -2020	25KTHRES	\$14,229.70 **
	BFB BIENNIAL HANDRAIL REPLACEMENTS -2020 TOTAL		\$14,229.70
PSX INC.	BFB HYDRAULIC GATE OPERATORS	D-21-032	\$1,500.00 **
	BFB HYDRAULIC GATE OPERATORS TOTAL		\$1,500.00
CUSTOM TRUCK ONE SOURCE, L.P.	BFB MAINTENANCE BLDG. WINDOW REPLACEMENT	D-21-041D	\$16,968.00 **
	BFB MAINTENANCE BLDG. WINDOW REPLACEMENT TOTAL		\$16,968.00
AECOM TECHNICAL SERVICES, INC	BIENNIAL INSPECTION	D-20-002	\$6,462.56
ATANE ENGINEERS ARCHITECTS & LAND	BIENNIAL INSPECTION	D-20-002	\$15,957.26
HNTB CORPORATION	BIENNIAL INSPECTION	D-20-005	\$4,064.67
	BIENNIAL INSPECTION TOTAL		\$26,484.49
TD BANK, N.A.	BOND SERVICE	BOND RESOLUTIONS	\$10,552,000.00
	BOND SERVICE TOTAL		\$10,552,000.00
TD BANK, N.A.	BOND TRUSTEE FEES	D-09-075	\$15,750.00
	BOND TRUSTEE FEES TOTAL		\$15,750.00
A.P. CONSTRUCTION, INC.	BRIDGE DECK REHABILITATION - 2021	D-20-064	\$439,725.57 **
NAIK CONSULTING GROUP, P.C.	BRIDGE DECK REHABILITATION - 2021	D-21-014	\$15,122.94 **
STV INCORPORATED	BRIDGE DECK REHABILITATION - 2021	D-21-014	\$2,820.37 **
THE GORDIAN GROUP, INC.	BRIDGE DECK REHABILITATION - 2021	D-20-064	\$21,986.28 **
	BRIDGE DECK REHABILITATION - 2021 TOTAL		\$479,655.16
TRI-COUNTY TERMITE & PEST CONTROL	BUILDING MAINT SRVS	25KTHRES	\$730.00
	BUILDING MAINT SRVS TOTAL		\$730.00
DUANE MORRIS LLP	CAR REHAB DESIGN	D-16-013	\$4,025.00 **
	CAR REHAB DESIGN TOTAL		\$4,025.00
RENEE M. NELSON	CDL LICENSE FEES	25KTHRES	\$44.00
	CDL LICENSE FEES TOTAL		\$44.00
MOTT MACDONALD GROUP, INC.	CENTER TOWER PUMP ROOM REHABILITATION	D-21-014	\$3,447.78 **
	CENTER TOWER PUMP ROOM REHABILITATION TOTAL		\$3,447.78
EVERBRIDGE INC	COMPUTER SOFTWARE	D-21-124A	\$29,205.96
	COMPUTER SOFTWARE TOTAL		\$29,205.96
AECOM TECHNICAL SERVICES, INC	CONTRACT SERVICE EXPENSE	25KTHRES	\$500.00
BRINK'S, INCORPORATED	CONTRACT SERVICE EXPENSE	D-21-008	\$3,139.60
CONDUENT STATE & LOCAL SOLUTIONS	CONTRACT SERVICE EXPENSE	D-16-125	\$1,068.48
FRITZ H. SIMS, JR.	CONTRACT SERVICE EXPENSE	25KTHRES	\$1,026.75
HR CONSULTANTS, INC.	CONTRACT SERVICE EXPENSE	D-20-139	\$2,982.38
JAMES NOTTINGHAM	CONTRACT SERVICE EXPENSE	D-20-139	\$2,750.00
	CONTRACT SERVICE EXPENSE TOTAL		\$11,467.21
LAZ KARP ASSOCIATES, LLC	CONTRACTED P/T TOLL COLLECTORS	D-20-112	\$46,265.68
	CONTRACTED P/T TOLL COLLECTORS TOTAL		\$46,265.68
LAZ KARP ASSOCIATES, LLC	CONTRACTED TEMP HELP - TOLL COLLECTORS	D-20-112	\$5,863.73
	CONTRACTED TEMP HELP - TOLL COLLECTORS TOTAL		\$5,863.73
CONDUENT STATE & LOCAL SOLUTIONS	CONTRACTORS - EZP VPC	D-16-125	\$102,585.10
	CONTRACTORS - EZP VPC TOTAL		\$102,585.10
CONDUENT STATE & LOCAL SOLUTIONS	CONTRACTORS - EZP WALK IN CSC	D-16-125	\$94,248.58
	CONTRACTORS - EZP WALK IN CSC TOTAL		\$94,248.58
CJ MAINTENANCE INC	CUSTODIAL SERVICES	D-20-068	\$32,400.08
	CUSTODIAL SERVICES TOTAL		\$32,400.08
BENTLEY SYSTEMS, INC.	DATA PROCESSING EXPENSE	25KTHRES	\$295.50
BIDDLE CONSULTING GROUP, INC	DATA PROCESSING EXPENSE	25KTHRES	\$5,030.00
DELL MARKETING LP	DATA PROCESSING EXPENSE	25KTHRES	\$1,930.66
ECO-BATTERY INC	DATA PROCESSING EXPENSE	25KTHRES	\$9,360.00
EPI-USE LABS, LLC	DATA PROCESSING EXPENSE	25KTHRES	\$4,292.40
EPLUS TECHNOLOGY, INC.	DATA PROCESSING EXPENSE	25KTHRES	\$9,531.20
MYTHICS	DATA PROCESSING EXPENSE	D-21-070C	\$46,025.25
	DATA PROCESSING EXPENSE TOTAL		\$76,465.01
ARCHER & GREINER, PC	DECK CONDITION ASSESSMENT AND FEASIBILITY	D-19-030	\$7,202.50 **
IEW CONSTRUCTION GROUP, INC	DECK CONDITION ASSESSMENT AND FEASIBILITY	D-19-085	\$385,426.34 **
MOUNT CONSTRUCTION CO., INC.	DECK CONDITION ASSESSMENT AND FEASIBILITY	D-20-065	\$374,014.31 **
	DECK CONDITION ASSESSMENT AND FEASIBILITY TOTAL		\$766,643.15
AECOM TECHNICAL SERVICES, INC	DELEADING AND REPAINTING	D-16-002	\$842.55 **
ARCHER & GREINER, PC	DELEADING AND REPAINTING	D-19-030	\$77,353.68 **

DELAWARE RIVER PORT AUTHORITY  
MONTHLY LIST OF PAYMENTS 3/01/22 THRU 3/31/22  
MEETING DATE 4/20/2022

<u>VENDOR NAME</u>	<u>ITEM DESCRIPTION</u>	<u>RESOLUTION #/ AUTHORIZATION</u>	<u>AMOUNT</u>
CHI CONSULTING ENGINEERS LLC	DELEADING AND REPAINTING	D-17-093	\$8,501.42 **
GREENMAN-PEDERSEN, INC.	DELEADING AND REPAINTING	D-17-093	\$14,697.05 **
	DELEADING AND REPAINTING TOTAL		\$101,394.70
PETROLEUM TRADERS CORPORATION	DIESEL FUEL	D-22-007	\$9,067.91
RIGGINS INC	DIESEL FUEL	P-21-020Q	\$5,083.29
	DIESEL FUEL TOTAL		\$14,151.20
ACV ENVIRONMENTAL SERVICES, INC.	DISPOSAL FEES	D-19-070	\$2,258.00
	DISPOSAL FEES TOTAL		\$2,258.00
HNTB CORPORATION	DRPA PATCO INTERLOCKING AND TRACK REHAB	D-20-029	\$12,655.88 **
	DRPA PATCO INTERLOCKING AND TRACK REHAB TOTAL		\$12,655.88
ATLANTIC CITY ELECTRIC	ELECTRICITY EXPENSE	UTILITY	\$79,284.64
CITY OF PHILA	ELECTRICITY EXPENSE	UTILITY	\$17.40
PECO - PAYMENT PROCESSING	ELECTRICITY EXPENSE	UTILITY	\$23,899.24
PSE&G CO.	ELECTRICITY EXPENSE	UTILITY	\$27,170.16
TOTAL STRONG, LLC	ELECTRICITY EXPENSE	UTILITY	\$1,750.64
	ELECTRICITY EXPENSE TOTAL		\$132,122.08
ELITE ELEVATOR SERVICES LLC	ELEVATORS & ESCALATORS	D-18-114	\$9,570.38
	ELEVATORS & ESCALATORS TOTAL		\$9,570.38
CAREBRIDGE CORPORATION	EMPLOYEE ASSISTANCE PROGRAM	D-21-070A	\$1,647.16
	EMPLOYEE ASSISTANCE PROGRAM TOTAL		\$1,647.16
DELTA DENTAL OF NEW JERSEY, INC.	EMPLOYEE DENTAL INSURANCE	D-21-082	\$26,460.91
	EMPLOYEE DENTAL INSURANCE TOTAL		\$26,460.91
AMERIHEALTH INSURANCE COMPANY	EMPLOYEE MEDICAL INSURANCE	D-21-081	\$1,318,233.67
	EMPLOYEE MEDICAL INSURANCE TOTAL		\$1,318,233.67
VISION BENEFITS OF AMERICA	EMPLOYEE VISION INSURANCE	D-19-079	\$5,518.00
	EMPLOYEE VISION INSURANCE TOTAL		\$5,518.00
DRPA EMPLOYEES ASSOCIATION	EMPLOYEE WELFARE ASSOCIATION	NONE	\$2,585.00
	EMPLOYEE WELFARE ASSOCIATION TOTAL		\$2,585.00
AECOM TECHNICAL SERVICES, INC	ENGINEERING SERVICES	D-21-014	\$34,681.18
LTK CONSULTING SERVICES INC	ENGINEERING SERVICES	D-21-014	\$46,069.27
PENNONI ASSOCIATES INC.	ENGINEERING SERVICES	D-17-093	\$152.41
VANASSE HANGEN BRUSTLIN INC	ENGINEERING SERVICES	D-21-014	\$15,900.30
WSP USA INC.	ENGINEERING SERVICES	D-17-093	\$98,125.38
	ENGINEERING SERVICES TOTAL		\$194,928.54
ANA SOURCING LLC	EQUIPMENT & TOOLS	25KTHRES	\$7,727.10
EMERGENT DEVICES INC.	EQUIPMENT & TOOLS	25KTHRES	\$900.00
FELTON L. WALKER	EQUIPMENT & TOOLS	25KTHRES	\$3,966.00
GRAYBAR ELECTRIC CO INC	EQUIPMENT & TOOLS	25KTHRES	\$1,066.00
SHERWIN WILLIAMS	EQUIPMENT & TOOLS	25KTHRES	\$139.68
TACTICAL PUBLIC SAFETY LLC	EQUIPMENT & TOOLS	D-18-115	\$8,823.00
TINA A LISTON-HORNER	EQUIPMENT & TOOLS	25KTHRES	\$8,094.90
TRI-M GROUP LLC	EQUIPMENT & TOOLS	D-21-088	\$44,162.50
TRISTATE INDUSTRIAL DISTRIBUTORS	EQUIPMENT & TOOLS	25KTHRES	\$646.56
US ELECTRICAL SERVICES, INC.	EQUIPMENT & TOOLS	25KTHRES	\$6.25
WEST PUBLISHING CORPORATION	EQUIPMENT & TOOLS	25KTHRES	\$1,235.29
Y-PERS, INC.	EQUIPMENT & TOOLS	25KTHRES	\$3,428.55
	EQUIPMENT & TOOLS TOTAL		\$80,195.83
NEW JERSEY TURNPIKE AUTHORITY	E-Z PASS TRANSPONDERS - MARK IV - 2021	D-16-125	\$40,328.66 **
	E-Z PASS TRANSPONDERS - MARK IV - 2021 TOTAL		\$40,328.66
NEW JERSEY TURNPIKE AUTHORITY	E-Z PASS TRANSPONDERS - MARK IV - 2022	D-16-125	\$33,846.07 **
	E-Z PASS TRANSPONDERS - MARK IV - 2022 TOTAL		\$33,846.07
AMERICAN EXPRESS	E-ZPASS CREDIT CARD FEES	D-04-031	\$26.12
CONDUENT STATE & LOCAL SOLUTIONS	E-ZPASS CREDIT CARD FEES	D-16-125	\$42,206.08
NJ E-ZPASS	E-ZPASS CREDIT CARD FEES	D-16-125	\$903,779.54
PAYMENTECH	E-ZPASS CREDIT CARD FEES	D-04-031	\$759.15
	E-ZPASS CREDIT CARD FEES TOTAL		\$946,770.89
BARRIER ACCESS, LLC	FARE COLLECTION EQP	25KTHRES	\$3,267.00
	FARE COLLECTION EQP TOTAL		\$3,267.00
GRAYBAR ELECTRIC CO. INC.	FIBER OPTIC CABLE	CEOEMG	\$63,826.00 **
	FIBER OPTIC CABLE TOTAL		\$63,826.00
CHI CONSULTING ENGINEERS LLC	FINGER JOINT REHABILITATION	D-17-093	\$11,692.33 **
	FINGER JOINT REHABILITATION TOTAL		\$11,692.33
PETROLEUM TRADERS CORPORATION	GASOLINE - UNLEADED	D-22-007	\$22,652.63
	GASOLINE - UNLEADED TOTAL		\$22,652.63
PARKER MCCAY PA	GLASSBORO-CAMDEN LINE	D-22-001	\$5,252.50 **
	GLASSBORO-CAMDEN LINE TOTAL		\$5,252.50
SYMETRA LIFE INSURANCE COMP.	GROUP LIFE & ACCIDENT INSURANCE	D-20-081	\$109,691.75
	GROUP LIFE & ACCIDENT INSURANCE TOTAL		\$109,691.75
PHILADELPHIA GAS WORKS	HEATING EXPENSE	UTILITY	\$13,044.24
PSE&G CO.	HEATING EXPENSE	UTILITY	\$16,420.80
SOUTH JERSEY GAS COMPANY	HEATING EXPENSE	UTILITY	\$12,249.02
	HEATING EXPENSE TOTAL		\$41,714.06
SOWINSKI SULLIVAN ARCHITECTS, PC	INST ELEVATORS REMAINING STATIONS	D-13-080	\$959.65 **
	INST ELEVATORS REMAINING STATIONS TOTAL		\$959.65

DELAWARE RIVER PORT AUTHORITY  
MONTHLY LIST OF PAYMENTS 3/01/22 THRU 3/31/22  
MEETING DATE 4/20/2022

<u>VENDOR NAME</u>	<u>ITEM DESCRIPTION</u>	<u>RESOLUTION #/ AUTHORIZATION</u>	<u>AMOUNT</u>
PORT AUTHORITY TRANSIT CORPORATION	INTERCOMPANY TRANSFERS	NONE	\$2,414,911.45
	INTERCOMPANY TRANSFERS TOTAL		\$2,414,911.45
PORT AUTHORITY TRANSIT CORPORATION	INTERCOMPANY TRANSFERS-CAPITAL	NONE	\$2,087,501.65 **
	INTERCOMPANY TRANSFERS-CAPITAL TOTAL		\$2,087,501.65
THE HAVERFORD TRUST COMPANY	INVESTMENT MGMT FEES	D-00-079	\$2,512.29
	INVESTMENT MGMT FEES TOTAL		\$2,512.29
IUOE 542 BENEFIT FUNDS	IUOE HEALTH & WELFARE	D-18-135	\$490,047.90
	IUOE HEALTH & WELFARE TOTAL		\$490,047.90
T. FRANK MCCALL'S, INC.	JANITORIAL SUPPLIES	25KTHRES	\$554.50
	JANITORIAL SUPPLIES TOTAL		\$554.50
ABDI A. DABA	JOB CERTIFICATIONS & LICENSES	25KTHRES	\$80.00
THOMAS B. MCNELIA	JOB CERTIFICATIONS & LICENSES	25KTHRES	\$125.25
	JOB CERTIFICATIONS & LICENSES TOTAL		\$205.25
BRENDA KUESEL	MEETING EXPENSES	25KTHRES	\$31.44
JENNIFER A. DEPODER	MEETING EXPENSES	25KTHRES	\$42.63
	MEETING EXPENSES TOTAL		\$74.07
AMERICAN SOCIETY OF CIVIL ENGINEERS	MEMBERSHIPS & SUBSCRIPTIONS	25KTHRES	\$280.00
CAMDEN COMMUNITY PARTNERSHIP, INC.	MEMBERSHIPS & SUBSCRIPTIONS	25KTHRES	\$24,990.00
CONFERENCE OF MINORITY TRANSPORTATI	MEMBERSHIPS & SUBSCRIPTIONS	25KTHRES	\$5,100.00
EBIX INC	MEMBERSHIPS & SUBSCRIPTIONS	25KTHRES	\$2,040.00
THEMELIS SOULOUNIAS	MEMBERSHIPS & SUBSCRIPTIONS	25KTHRES	\$205.00
	MEMBERSHIPS & SUBSCRIPTIONS TOTAL		\$32,615.00
TRI STEEL CORPORATION	METALS	25KTHRES	\$5,310.00
	METALS TOTAL		\$5,310.00
SILKROAD TECHNOLOGY, INC.	MISC PROF SRVS	25KTHRES	\$18,000.00
	MISC PROF SRVS TOTAL		\$18,000.00
AUTO SUPER WASH, INC	MISCELLANEOUS SUPPLIES	25KTHRES	\$479.50
ONE CALL CONCEPTS, INC.	MISCELLANEOUS SUPPLIES	25KTHRES	\$30.03
	MISCELLANEOUS SUPPLIES TOTAL		\$509.53
TD BANK, N.A.	NET PAYROLL	NONE	\$14,555.22
WELLS FARGO BANK, NA	NET PAYROLL	NONE	\$2,056,276.42
	NET PAYROLL TOTAL		\$2,070,831.64
AON RISK SERVICES CENTRAL INC	NJ APPROACH BRIDGES PAINTING	D-17-040	\$10,829.76 **
GREENMAN-PEDERSEN, INC.	NJ APPROACH BRIDGES PAINTING	D-19-130	\$31,241.23 **
	NJ APPROACH BRIDGES PAINTING TOTAL		\$42,070.99
CONDUENT STATE & LOCAL SOLUTIONS	NJ CSC TRANSACTIONS	D-16-125	\$143,430.25
	NJ CSC TRANSACTIONS TOTAL		\$143,430.25
PICKERING, CORTS & SUMMERSON, INC.	NJ MISCELLANEOUS STEEL REPAIRS	D-21-014	\$20,376.04 **
	NJ MISCELLANEOUS STEEL REPAIRS TOTAL		\$20,376.04
BROWN'S GRAPHIC SOLUTIONS, INC	OFFICE SUPPLIES	25KTHRES	\$60.50
CANON FINANCIAL SERVICES INC	OFFICE SUPPLIES	D-21-121	\$3,914.38
TAYLOR CORPORATION	OFFICE SUPPLIES	25KTHRES	\$2,048.90
W.B. MASON CO. INC	OFFICE SUPPLIES	D-20-126	\$1,673.46
	OFFICE SUPPLIES TOTAL		\$7,697.24
OXFORD COMMUNICATIONS INC	OTHER GRANT RECEIVABLES	D-19-139	\$21,966.82
TRANSPORTATION RESOURCE ASSOCIATES	OTHER GRANT RECEIVABLES	D-19-035	\$11,112.26
TRIAD ADVISORY SERVICES INC	OTHER GRANT RECEIVABLES	D-16-050	\$9,555.00
	OTHER GRANT RECEIVABLES TOTAL		\$42,634.08
DELL MARKETING LP	OTHER MISC. EQUIPMENT	25KTHRES	\$36.08
	OTHER MISC. EQUIPMENT TOTAL		\$36.08
AECOM TECHNICAL SERVICES, INC	PA APPROACH OVERPASS REHAB	D-17-005	\$381.37 **
AON RISK SERVICES CENTRAL INC	PA APPROACH OVERPASS REHAB	D-17-040	\$7,067.84 **
JPC GROUP, INC.	PA APPROACH OVERPASS REHAB	D-19-127	\$5,001,762.91 **
STV INCORPORATED	PA APPROACH OVERPASS REHAB	D-19-128	\$99,098.52 **
	PA APPROACH OVERPASS REHAB TOTAL		\$5,108,310.64
PA STATE EMPLOYEES RETIREMENT SYSTEM	PA SERS	NONE	\$1,608,040.19
	PA SERS TOTAL		\$1,608,040.19
EMERALD BUSINESS SUPPLY INC.	PAPER OFFCE/PRT SHOP	25KTHRES	\$204.50
	PAPER OFFCE/PRT SHOP TOTAL		\$204.50
HR CONSULTANTS, INC.	PATCO CONTRACT SERVICE EXPENSE	25KTHRES	\$2,982.37
	PATCO CONTRACT SERVICE EXPENSE TOTAL		\$2,982.37
CANON FINANCIAL SERVICES INC	PATCO COPIER EXPENSE	25KTHRES	\$673.79
	PATCO COPIER EXPENSE TOTAL		\$673.79
TACTICAL PUBLIC SAFETY LLC	PATCO EQUIPMENT & TOOLS	25KTHRES	\$228.00
	PATCO EQUIPMENT & TOOLS TOTAL		\$228.00
AECOM TECHNICAL SERVICES, INC	PATCO HALL & WAY INTERLK REHAB	D-20-087	\$82,375.78 **
AON RISK SERVICES CENTRAL INC	PATCO HALL & WAY INTERLK REHAB	D-17-040	\$17,441.63 **
RAILROAD CONSTRUCTION CO. INC	PATCO HALL & WAY INTERLK REHAB	D-20-091	\$649,459.71 **
	PATCO HALL & WAY INTERLK REHAB TOTAL		\$749,277.12
TURNER SURETY AND INSURANCE	PATCO PROFESSIONAL FEES - INS BROKERS	D-18-054	\$161,563.43
	PATCO PROFESSIONAL FEES - INS BROKERS TOTAL		\$161,563.43
HNTB CORPORATION	PATCO RAIL REPLACEMENT - FERRY-BROADWAY	D-17-093	\$3,122.28 **
	PATCO RAIL REPLACEMENT - FERRY-BROADWAY TOTAL		\$3,122.28
BROWN & CONNERY LLP	PATCO ROW EMBANKMENT - PHASE 5	D-19-030	\$550.00 **

DELAWARE RIVER PORT AUTHORITY  
MONTHLY LIST OF PAYMENTS 3/01/22 THRU 3/31/22  
MEETING DATE 4/20/2022

<u>VENDOR NAME</u>	<u>ITEM DESCRIPTION</u>	<u>RESOLUTION #/ AUTHORIZATION</u>	<u>AMOUNT</u>
	PATCO ROW EMBANKMENT - PHASE 5 TOTAL		\$550.00
SAP PUBLIC SERVICES INC	PATCO SOFTWARE LICENSE FEES	D-21-007	\$9,240.00
	PATCO SOFTWARE LICENSE FEES TOTAL		\$9,240.00
A.P. CONSTRUCTION, INC.	PATCO STATION ENHANCEMENTS	D-20-051	\$140,072.95 **
AON RISK SERVICES CENTRAL INC	PATCO STATION ENHANCEMENTS	D-17-040	\$12,767.72 **
TRANSYSTEMS CORPORATION	PATCO STATION ENHANCEMENTS	D-20-110	\$6,890.10 **
	PATCO STATION ENHANCEMENTS TOTAL		\$159,730.77
SHI INTERNATIONAL CORP.	PATCO TECHNOLOGY EXPENSE	25KTHRES	\$4,702.75
	PATCO TECHNOLOGY EXPENSE TOTAL		\$4,702.75
T MOBILE USA INC	PATCO TELEPHONE	UTILITY	\$127.36
VERIZON	PATCO TELEPHONE	UTILITY	\$691.11
VERIZON BUSINESS	PATCO TELEPHONE	UTILITY	\$32.54
	PATCO TELEPHONE TOTAL		\$851.01
ZAYO GROUP HOLDINGS INC	PATCO TELEPHONE	UTILITY	\$1,636.00
	PATCO TELPHONE TOTAL		\$1,636.00
SCIBAL ASSOCIATES INC	PATCO WORKMEN'S COMPENSATION	D-17-017	\$11,451.62
	PATCO WORKMEN'S COMPENSATION TOTAL		\$11,451.62
CITY OF PHILADELPHIA	PAYROLL TAXES	NONE	\$27,458.14
INTERNAL REVENUE SERVICE	PAYROLL TAXES	NONE	\$841,322.41
PA DEPT OF REVENUE	PAYROLL TAXES	NONE	\$28,905.47
TREASURER - STATE OF NEW JERSEY	PAYROLL TAXES	NONE	\$83,616.60
	PAYROLL TAXES TOTAL		\$981,302.62
PNC BANK P-CARD	P-CARD PURCHASES	25KTHRES	\$115,663.86
	P-CARD PURCHASES TOTAL		\$115,663.86
REMINGTON & VERNICK ENGINEERS	PENNDOT I95 INTERCHANGE IMPROVEMENT	D-21-015	\$19,340.10 **
	PENNDOT I95 INTERCHANGE IMPROVEMENT TOTAL		\$19,340.10
NJ DIV PENSION AND BENEFITS	PENSION	NONE	\$10,900.00
	PENSION TOTAL		\$10,900.00
UNITED PARCEL SERVICE (UPS)	POSTAGE EXPENSES	25KTHRES	\$252.18
US POSTAL SERVICE	POSTAGE EXPENSES	25KTHRES	\$332.00
	POSTAGE EXPENSES TOTAL		\$584.18
ORALIA DOMINIC	PROFESSIONAL FEES	CEOEMG	\$5,300.00
	PROFESSIONAL FEES TOTAL		\$5,300.00
AQUARIUS CAPITAL SOLUTIONS	PROFESSIONAL FEES - CONSULTING	D-21-008	\$3,594.00
JOHN L STIEF, JR	PROFESSIONAL FEES - CONSULTING	25KTHRES	\$10,237.50
	PROFESSIONAL FEES - CONSULTING TOTAL		\$13,831.50
TURNER SURETY AND INSURANCE	PROFESSIONAL FEES - INS BROKERS	CEOEMG	\$95,287.50
TURNER SURETY AND INSURANCE	PROFESSIONAL FEES - INS BROKERS	D-18-054	\$20,448.45
TURNER SURETY AND INSURANCE	PROFESSIONAL FEES - INS BROKERS	D-18-055	\$28,346.87
TURNER SURETY AND INSURANCE	PROFESSIONAL FEES - INS BROKERS	D-21-102	\$44,820.00
	PROFESSIONAL FEES - INS BROKERS TOTAL		\$188,902.82
ARCHER & GREINER, PC	PROFESSIONAL FEES - LEGAL COSTS	D-19-030	\$3,205.00
BALLARD SPAHR LLP	PROFESSIONAL FEES - LEGAL COSTS	D-19-030	\$2,715.00
BROWN & CONNERY LLP	PROFESSIONAL FEES - LEGAL COSTS	D-19-030	\$1,932.50
DUANE MORRIS LLP	PROFESSIONAL FEES - LEGAL COSTS	D-19-030	\$22,825.00
GENOVA BURNS LLC	PROFESSIONAL FEES - LEGAL COSTS	D-19-030	\$2,887.50
PARKER MCCAY PA	PROFESSIONAL FEES - LEGAL COSTS	D-19-030	\$5,660.00
STEVENS & LEE P C	PROFESSIONAL FEES - LEGAL COSTS	D-19-030	\$1,530.00
ZELLER & WIELICZKO, LLP	PROFESSIONAL FEES - LEGAL COSTS	D-19-030	\$5,624.63
	PROFESSIONAL FEES - LEGAL COSTS TOTAL		\$46,379.63
INTERSTATE MOBILE CARE, INC.	PROFESSIONAL FEES - MEDICAL	D-21-008	\$1,862.00
INTERSTATE MOBILE CARE, INC.	PROFESSIONAL FEES - MEDICAL	P-18-004	\$580.00
U.S. REGIONAL OCCUPATIONAL HEALTH	PROFESSIONAL FEES - MEDICAL	P-18-004	\$388.00
	PROFESSIONAL FEES - MEDICAL TOTAL		\$2,830.00
AECOM TECHNICAL SERVICES, INC	PROFESSIONAL SERVICES	D-18-084	\$1,721.71
BENEFIT HARBOR LP	PROFESSIONAL SERVICES	D-20-094	\$15,994.93
HNTB CORPORATION	PROFESSIONAL SERVICES	D-18-084	\$12,096.34
	PROFESSIONAL SERVICES TOTAL		\$29,812.98
CUSTOM TRUCK ONE SOURCE, L.P.	RD&HWY EQP	D-21-041D	\$2,865.99
	RD&HWY EQP TOTAL		\$2,865.99
GRM INFORMATION MANAGEMENT SERVICES	RECORDS MANAGEMENT FEES	D-20-090	\$4,687.74
	RECORDS MANAGEMENT FEES TOTAL		\$4,687.74
AON RISK SERVICES CENTRAL INC	RENEWABLE ENERGY INTEGRATION	D-17-040	\$11,627.74 **
BURNS ENGINEERING, INC.	RENEWABLE ENERGY INTEGRATION	D-17-093	\$4,822.45 **
	RENEWABLE ENERGY INTEGRATION TOTAL		\$16,450.19
DUANE MORRIS LLP	REOPENING FRANKLIN SQUARE	D-19-030	\$2,354.45 **
	REOPENING FRANKLIN SQUARE TOTAL		\$2,354.45
T. SLACK ENVIRONMENTAL SERVICES	REPAIR PARTS - BRIDGES	D-21-076	\$18,088.36
	REPAIR PARTS - BRIDGES TOTAL		\$18,088.36
FORTRESS PROTECTION LLC	REPAIR PARTS - BUILDINGS	25KTHRES	\$260.00
	REPAIR PARTS - BUILDINGS TOTAL		\$260.00
DRAEGER INC	REPAIRS AND MAINTENANCE - OTHER	25KTHRES	\$120.00
	REPAIRS AND MAINTENANCE - OTHER TOTAL		\$120.00
AMERIHEALTH INSURANCE COMPANY	RETIREE MEDICAL INSURANCE	D-21-081	\$201,207.21

DELAWARE RIVER PORT AUTHORITY  
MONTHLY LIST OF PAYMENTS 3/01/22 THRU 3/31/22  
MEETING DATE 4/20/2022

<u>VENDOR NAME</u>	<u>ITEM DESCRIPTION</u>	<u>RESOLUTION #/ AUTHORIZATION</u>	<u>AMOUNT</u>
UNITED HEALTHCARE	RETIREE MEDICAL INSURANCE	D-21-093	\$125,340.82
	RETIREE MEDICAL INSURANCE TOTAL		\$326,548.03
HORIZON BLUE CROSS BLUE SHIELD	RETIREE MEDICAL PRESCRIPTION	D-21-092	\$77,932.52
	RETIREE MEDICAL PRESCRIPTION TOTAL		\$77,932.52
MORTON SALT, INC.	SALT-SODIUM CHLORIDE	D-20-119	\$7,849.59
MORTON SALT, INC.	SALT-SODIUM CHLORIDE	D-21-087	\$80,908.41
Y-PERS, INC.	SALT-SODIUM CHLORIDE	25KTHRES	\$2,940.00
	SALT-SODIUM CHLORIDE TOTAL		\$91,698.00
COMMONWEALTH OF PENNSYLVANIA	SELF INSURED ASSESSMENT	25KTHRES	\$25,033.00
	SELF INSURED ASSESSMENT TOTAL		\$25,033.00
SAP PUBLIC SERVICES INC	SOFTWARE LICENSE FEES	D-21-007	\$17,160.00
	SOFTWARE LICENSE FEES TOTAL		\$17,160.00
BRADLEY-SCIOCCHETTI INC	STEAM&HOT WTR BOILER	25KTHRES	\$8,559.00
	STEAM&HOT WTR BOILER TOTAL		\$8,559.00
AON RISK SERVICES CENTRAL INC	STRUCTURAL REHABILITATION-PHASE II	D-17-040	\$26,219.42 **
DRISCOLL CONSTRUCTION CO INC	STRUCTURAL REHABILITATION-PHASE II	D-20-053	\$1,151,223.28 **
URBAN ENGINEERS, INC.	STRUCTURAL REHABILITATION-PHASE II	D-20-066	\$110,460.66 **
	STRUCTURAL REHABILITATION-PHASE II TOTAL		\$1,287,903.36
AON RISK SERVICES CENTRAL INC	SUSPENSION SPANS REHABILITATION	D-17-040	\$19,379.57 **
GREENMAN-PEDERSEN, INC.	SUSPENSION SPANS REHABILITATION	D-17-093	\$13,787.81 **
GREENMAN-PEDERSEN, INC.	SUSPENSION SPANS REHABILITATION	D-19-132	\$185,617.97 **
SKANSKA KOCH INC.	SUSPENSION SPANS REHABILITATION	D-19-131	\$2,356,177.22 **
	SUSPENSION SPANS REHABILITATION TOTAL		\$2,574,962.57
SHI INTERNATIONAL CORP.	TECHNOLOGY EXPENSE	25KTHRES	\$3,217.05
	TECHNOLOGY EXPENSE TOTAL		\$3,217.05
SAP NATIONAL SECURITY SERVICES INC	TECHNOLOGY SERVICE CONTRACTS	D-21-007	\$112,997.50
	TECHNOLOGY SERVICE CONTRACTS TOTAL		\$112,997.50
APLUS CONFERENCING LTD	TELEPHONE & TELECOM EXPENSE	UTILITY	\$1,249.38
PSE&G CO.	TELEPHONE & TELECOM EXPENSE	UTILITY	\$25.93
T MOBILE USA INC	TELEPHONE & TELECOM EXPENSE	UTILITY	\$509.44
VERIZON	TELEPHONE & TELECOM EXPENSE	UTILITY	\$3,203.61
VERIZON BUSINESS	TELEPHONE & TELECOM EXPENSE	UTILITY	\$2,446.29
VERIZON WIRELESS	TELEPHONE & TELECOM EXPENSE	UTILITY	\$11,652.90
	TELEPHONE & TELECOM EXPENSE TOTAL		\$19,087.55
ACCOUNTANTS FOR YOU, INC	TEMPORARY SERVICES	D-19-058	\$6,413.76
ISEARCH PARTNERS INC	TEMPORARY SERVICES	D-19-058	\$10,561.27
	TEMPORARY SERVICES TOTAL		\$16,975.03
TREASURER-STATE OF NEW JERSEY	TESTING AND INSPECTION FEES	25KTHRES	\$580.00
	TESTING AND INSPECTION FEES TOTAL		\$580.00
BRINK'S, INCORPORATED	TOLL DEPOSIT FEES	D-20-116	\$10,623.17
	TOLL DEPOSIT FEES TOTAL		\$10,623.17
GREENMAN-PEDERSEN, INC.	TOWER LINK REHABILITATION	D-17-093	\$742.80 **
	TOWER LINK REHABILITATION TOTAL		\$742.80
WASTE MANAGEMENT OF NEW JERSEY, INC	TRASH REMOVAL	D-21-049	\$870.02
	TRASH REMOVAL TOTAL		\$870.02
CURTIS H. JACKSON	TRAVEL EXPENSES	25KTHRES	\$5.27
JACQUELINE MULLEN	TRAVEL EXPENSES	25KTHRES	\$26.33
JAMES P. MURRAY	TRAVEL EXPENSES	25KTHRES	\$19.31
JANET D. ROMANI	TRAVEL EXPENSES	25KTHRES	\$5.27
PARIS C. COLEY	TRAVEL EXPENSES	25KTHRES	\$5.27
SABRINA M. SPEI	TRAVEL EXPENSES	25KTHRES	\$32.18
SCOTT C. MARKS	TRAVEL EXPENSES	25KTHRES	\$44.00
THOMAS R. KAMIIHIRA	TRAVEL EXPENSES	25KTHRES	\$44.00
	TRAVEL EXPENSES TOTAL		\$181.63
ADAM E. CARMASINE	TUITION REIMBURSEMENT EXPENSE	25KTHRES	\$1,247.39
BRETT R. WILLIAMS	TUITION REIMBURSEMENT EXPENSE	25KTHRES	\$1,881.00
MRS ELIZABETH M. SAYLOR	TUITION REIMBURSEMENT EXPENSE	25KTHRES	\$2,466.00
PATRICK W. DOLLY	TUITION REIMBURSEMENT EXPENSE	25KTHRES	\$2,700.00
TIMOTHY P. FLETCHER	TUITION REIMBURSEMENT EXPENSE	25KTHRES	\$2,681.00
	TUITION REIMBURSEMENT EXPENSE TOTAL		\$10,975.39
ACME UNIFORMS FOR INDUSTRY	UNIFORM CLEANING EXPENSE	25KTHRES	\$388.65
	UNIFORM CLEANING EXPENSE TOTAL		\$388.65
GALLS PARENT HOLDINGS, LLC	UNIFORM EXPENSE	25KTHRES	\$1,695.50
KEYPORT ARMY NAVY	UNIFORM EXPENSE	25KTHRES	\$353.50
PNC BANK P-CARD	UNIFORM EXPENSE	25KTHRES	\$12,062.39
	UNIFORM EXPENSE TOTAL		\$14,111.39
EMPLOYEE PASS THROUGH PAYMENTS	UNION DUES, EMPLOYEE CONTRIBUTIONS, REISSUES ETC. TOT NONE		\$195,279.99
	UNION DUES, EMPLOYEE CONTRIBUTIONS, REISSUES ETC.		\$195,279.99
B.C.K. WILLIAMS CORP.	VEHICLE PARTS FOR REPAIRS	25KTHRES	\$1,108.17
BUCKS COUNTY INTERNATIONAL INC	VEHICLE PARTS FOR REPAIRS	25KTHRES	\$2,851.41
GENUINE PART COMPANY	VEHICLE PARTS FOR REPAIRS	D-21-019	\$5,689.08
	VEHICLE PARTS FOR REPAIRS TOTAL		\$9,648.66
PENNONI ASSOCIATES INC.	VICTOR LOFTS	D-13-082	\$7,422.32
	VICTOR LOFTS TOTAL		\$7,422.32

DELAWARE RIVER PORT AUTHORITY  
MONTHLY LIST OF PAYMENTS 3/01/22 THRU 3/31/22  
MEETING DATE 4/20/2022

<u>VENDOR NAME</u>	<u>ITEM DESCRIPTION</u>	<u>RESOLUTION #/ AUTHORIZATION</u>	<u>AMOUNT</u>
BURNS ENGINEERING, INC.	VOLTAGE REGULATORS	D-21-014	\$32,195.96 **
	VOLTAGE REGULATORS TOTAL		\$32,195.96
CAMDEN COUNTY MUNICIPAL UTILITIES	WATER & SEWER EXPENSE	UTILITY	\$1,936.00
CITY OF CAMDEN	WATER & SEWER EXPENSE	UTILITY	\$49.65
CITY OF PHILA	WATER & SEWER EXPENSE	UTILITY	\$7,392.84
MERCHANTVILLE-PENNSAUKEN WATER	WATER & SEWER EXPENSE	UTILITY	\$1,820.85
NEW JERSEY AMERICAN WATER	WATER & SEWER EXPENSE	UTILITY	\$127.24
W.B. MASON CO. INC	WATER & SEWER EXPENSE	D-20-069	\$2,540.64
	WATER & SEWER EXPENSE TOTAL		\$13,867.22
TRANSYSTEMS CORPORATION	WESTMONT PLATFORM HEADHOUSES	D-21-014	\$7,703.11 **
	WESTMONT PLATFORM HEADHOUSES TOTAL		\$7,703.11
CROWN CASTLE INTERNATION CORP	WIDE AREA NETWORK REDUNDANCY	D-18-074	\$11,308.00 **
	WIDE AREA NETWORK REDUNDANCY TOTAL		\$11,308.00
EPLUS TECHNOLOGY, INC.	WIFI PROJECT - PHASE 1 DESIGN	D-20-125	\$24,853.53 **
JACOBS ENGINEERING GROUP INC	WIFI PROJECT - PHASE 1 DESIGN	D-17-093	\$7,452.13 **
	WIFI PROJECT - PHASE 1 DESIGN TOTAL		\$32,305.66
COOPER LEVENSON, PA	WORKMEN'S COMPENSATION	D-19-030	\$2,627.50
MALAMUT & ASSOCIATES, LLC	WORKMEN'S COMPENSATION	D-19-030	\$5,302.50
SCHAFF & YOUNG, PC	WORKMEN'S COMPENSATION	D-19-030	\$2,142.50
SCIBAL ASSOCIATES INC	WORKMEN'S COMPENSATION	D-17-017	\$132,968.07
	WORKMEN'S COMPENSATION TOTAL		\$143,040.57
			\$37,346,580.29

**DRPA MONTHLY LIST  
OF PREVIOUSLY APPROVED  
PURCHASE ORDERS & CONTRACTS**

## DRPA Monthly List of Previously Approved Purchase Order Contracts March 2022

Purchasing Document	Item	Document Date	Vendor/supplying plant	Material Group Desc.	Net Order Value
4500016992					3,905.00
4500016992	1	3/15/2022	101086 PREMIUM POWER SERVICES LLC	PWR GENERATION EQP	3,905.00
4500017217					386.00
4500017217	1	3/1/2022	101067 TINA A LISTON-HORNER	ELEC EQP/SUPP-NO CBL	386.00
4500017229					20,000.00
4500017229	1	3/1/2022	100169 EPLUS TECHNOLOGY, INC.	DATA PROC SRVS & SW	20,000.00
4500017230					400.20
4500017230	1	3/1/2022	101973 SUPREME SAFETY, INC	1ST AID & SAFETY EQP	400.20
4500017232					4,670.00
4500017232	1	3/1/2022	100937 INTERNATIONAL ROAD DYNAMICS CORP.	BLDGS/STRUCTS- FAB.	4,670.00
4500017235					554.50
4500017235	1	3/2/2022	100445 T. FRANK MCCALL'S, INC.	JANITORIAL SUPPLIES	554.50
4500017236					2,000.00
4500017236	1	3/2/2022	100039 ALLEN REPRODUCTION CO., INC.	MAINT/REPAIR-GEN.EQP	2,000.00
4500017237					4,151.04
4500017237	1	3/2/2022	101944 HYDRAULAX PRODUCTS, LLC	AUTO BODY/ACS PRTS	2,075.52
4500017237	2	3/2/2022	101944 HYDRAULAX PRODUCTS, LLC	AUTO BODY/ACS PRTS	2,075.52
4500017239					582.48
4500017239	1	3/2/2022	101191 TRISTATE INDUSTRIAL DISTRIBUTORS OF	PAINTING EQP/ACCESS	582.48
4500017241					3,690.00
4500017241	1	3/3/2022	101476 UNITED ELECTRIC SUPPLY CO., INC.	ELEC&SIG PARTS/MAINT	2,280.00
4500017241	2	3/3/2022	101476 UNITED ELECTRIC SUPPLY CO., INC.	ELEC&SIG PARTS/MAINT	1,410.00
4500017247					6,219.62
4500017247	1	3/3/2022	102912 JOHNSON CONTROLS US HOLDINGS LLC	FIRE PROTECTION EQP	4,614.56
4500017247	2	3/3/2022	102912 JOHNSON CONTROLS US HOLDINGS LLC	FIRE PROTECTION EQP	672.28
4500017247	3	3/3/2022	102912 JOHNSON CONTROLS US HOLDINGS LLC	FIRE PROTECTION EQP	932.78
4500017263					1,570.00
4500017263	1	3/7/2022	100610 MADHAVAN INC	FARE COLLECTION EQP	1,570.00
4500017266					1,066.00
4500017266	1	3/7/2022	101256 GRAYBAR ELECTRIC CO INC	ELEC EQP/SUPP-NO CBL	1,066.00
4500017267					3,267.00
4500017267	1	3/7/2022	103282 BARRIER ACCESS, LLC	FARE COLLECTION EQP	2,593.60
4500017267	2	3/7/2022	103282 BARRIER ACCESS, LLC	FARE COLLECTION EQP	648.40
4500017267	3	3/7/2022	103282 BARRIER ACCESS, LLC	FARE COLLECTION EQP	25.00
4500017268					858.24
4500017268	1	3/7/2022	102162 SERVICE TIRE TRUCK CENTER INC.	TIRES AND TUBES	858.24
4500017270					19,585.53
4500017270	1	3/8/2022	101328 THOMAS J. MORRIS JR.	POLICE EQP AND SUPP	2,155.12
4500017270	2	3/8/2022	101328 THOMAS J. MORRIS JR.	POLICE EQP AND SUPP	14,992.60
4500017270	3	3/8/2022	101328 THOMAS J. MORRIS JR.	POLICE EQP AND SUPP	1,230.45
4500017270	4	3/8/2022	101328 THOMAS J. MORRIS JR.	POLICE EQP AND SUPP	1,207.36
4500017274					325.00
4500017274	1	3/9/2022	101191 TRISTATE INDUSTRIAL DISTRIBUTORS OF	PAINTING EQP/ACCESS	325.00
4500017277					2,792.27
4500017277	1	3/10/2022	101067 TINA A LISTON-HORNER	ELEC EQP/SUPP-NO CBL	286.77
4500017277	2	3/10/2022	101067 TINA A LISTON-HORNER	ELEC EQP/SUPP-NO CBL	440.00
4500017277	3	3/10/2022	101067 TINA A LISTON-HORNER	ELEC EQP/SUPP-NO CBL	270.00
4500017277	4	3/10/2022	101067 TINA A LISTON-HORNER	ELEC EQP/SUPP-NO CBL	1,795.50
4500017278					1,890.60
4500017278	1	3/10/2022	101652 TAYLOR CORPORATION	OFFICE SUPPLIES	1,890.60
4500017281					430.50
4500017281	1	3/10/2022	101973 SUPREME SAFETY, INC	ELEC EQP/SUPP-NO CBL	430.50
4500017284					1,159.15
4500017284	1	3/10/2022	100262 KEYPORT ARMY NAVY	CLOTHING UNIFORM	523.25
4500017284	2	3/10/2022	100262 KEYPORT ARMY NAVY	CLOTHING UNIFORM	538.20
4500017284	3	3/10/2022	100262 KEYPORT ARMY NAVY	CLOTHING UNIFORM	59.80
4500017284	4	3/10/2022	100262 KEYPORT ARMY NAVY	CLOTHING UNIFORM	37.90
4500017285					1,091.35
4500017285	1	3/10/2022	100262 KEYPORT ARMY NAVY	CLOTHING UNIFORM	373.75
4500017285	2	3/10/2022	100262 KEYPORT ARMY NAVY	CLOTHING UNIFORM	538.20
4500017285	3	3/10/2022	100262 KEYPORT ARMY NAVY	CLOTHING UNIFORM	179.40
4500017286					74.75
4500017286	1	3/10/2022	100262 KEYPORT ARMY NAVY	CLOTHING UNIFORM	14.95
4500017286	2	3/10/2022	100262 KEYPORT ARMY NAVY	CLOTHING UNIFORM	59.80
4500017287					538.20
4500017287	1	3/10/2022	100262 KEYPORT ARMY NAVY	CLOTHING UNIFORM	299.00

## DRPA Monthly List of Previously Approved Purchase Order Contracts March 2022

4500017287	2	3/10/2022	100262	KEYPORT ARMY NAVY	CLOTHING UNIFORM	194.35
4500017287	3	3/10/2022	100262	KEYPORT ARMY NAVY	CLOTHING UNIFORM	29.90
4500017287	4	3/10/2022	100262	KEYPORT ARMY NAVY	CLOTHING UNIFORM	14.95
4500017288						583.05
4500017288	1	3/10/2022	100262	KEYPORT ARMY NAVY	CLOTHING UNIFORM	14.95
4500017288	2	3/10/2022	100262	KEYPORT ARMY NAVY	CLOTHING UNIFORM	149.50
4500017288	3	3/10/2022	100262	KEYPORT ARMY NAVY	CLOTHING UNIFORM	284.05
4500017288	4	3/10/2022	100262	KEYPORT ARMY NAVY	CLOTHING UNIFORM	134.55
4500017289						313.95
4500017289	1	3/10/2022	100262	KEYPORT ARMY NAVY	CLOTHING UNIFORM	14.95
4500017289	2	3/10/2022	100262	KEYPORT ARMY NAVY	CLOTHING UNIFORM	194.35
4500017289	3	3/10/2022	100262	KEYPORT ARMY NAVY	CLOTHING UNIFORM	44.85
4500017289	4	3/10/2022	100262	KEYPORT ARMY NAVY	CLOTHING UNIFORM	59.80
4500017290						642.85
4500017290	1	3/10/2022	100262	KEYPORT ARMY NAVY	CLOTHING UNIFORM	29.90
4500017290	2	3/10/2022	100262	KEYPORT ARMY NAVY	CLOTHING UNIFORM	418.60
4500017290	3	3/10/2022	100262	KEYPORT ARMY NAVY	CLOTHING UNIFORM	164.45
4500017290	4	3/10/2022	100262	KEYPORT ARMY NAVY	CLOTHING UNIFORM	29.90
4500017291						149.50
4500017291	1	3/10/2022	100262	KEYPORT ARMY NAVY	CLOTHING UNIFORM	14.95
4500017291	2	3/10/2022	100262	KEYPORT ARMY NAVY	CLOTHING UNIFORM	104.65
4500017291	3	3/10/2022	100262	KEYPORT ARMY NAVY	CLOTHING UNIFORM	14.95
4500017291	4	3/10/2022	100262	KEYPORT ARMY NAVY	CLOTHING UNIFORM	14.95
4500017292						478.40
4500017292	1	3/10/2022	100262	KEYPORT ARMY NAVY	CLOTHING UNIFORM	59.80
4500017292	2	3/10/2022	100262	KEYPORT ARMY NAVY	CLOTHING UNIFORM	134.55
4500017292	3	3/10/2022	100262	KEYPORT ARMY NAVY	CLOTHING UNIFORM	224.25
4500017292	4	3/10/2022	100262	KEYPORT ARMY NAVY	CLOTHING UNIFORM	59.80
4500017293						119.60
4500017293	1	3/10/2022	100262	KEYPORT ARMY NAVY	CLOTHING UNIFORM	29.90
4500017293	2	3/10/2022	100262	KEYPORT ARMY NAVY	CLOTHING UNIFORM	89.70
4500017294						194.35
4500017294	1	3/10/2022	100262	KEYPORT ARMY NAVY	CLOTHING UNIFORM	89.70
4500017294	2	3/10/2022	100262	KEYPORT ARMY NAVY	CLOTHING UNIFORM	89.70
4500017294	3	3/10/2022	100262	KEYPORT ARMY NAVY	CLOTHING UNIFORM	14.95
4500017295						328.90
4500017295	1	3/10/2022	100262	KEYPORT ARMY NAVY	CLOTHING UNIFORM	14.95
4500017295	2	3/10/2022	100262	KEYPORT ARMY NAVY	CLOTHING UNIFORM	119.60
4500017295	3	3/10/2022	100262	KEYPORT ARMY NAVY	CLOTHING UNIFORM	179.40
4500017295	4	3/10/2022	100262	KEYPORT ARMY NAVY	CLOTHING UNIFORM	14.95
4500017313						14,880.00
4500017313	1	3/15/2022	100937	INTERNATIONAL ROAD DYNAMICS CORP.	FARE COLLECTION EQP	14,880.00
4500017321						3,750.00
4500017321	1	3/16/2022	102806	HERC RENTALS, INC.	RENT/LEASE- HVY EQP	2,000.00
4500017321	2	3/16/2022	102806	HERC RENTALS, INC.	RENT/LEASE- HVY EQP	1,000.00
4500017321	3	3/16/2022	102806	HERC RENTALS, INC.	RENT/LEASE- HVY EQP	750.00
4500017324						134.00
4500017324	1	3/16/2022	100302	FELTON L. WALKER	AUTO ACCESSORIES	134.00
4500017328						1,200.00
4500017328	1	3/16/2022	101309	PITNEY BOWES INC	OFFICE SUPPLIES	1,200.00
4500017337						3,070.00
4500017337	1	3/18/2022	100677	PEIRCE-PHELPS LLC	HVAC	2,940.00
4500017337	2	3/18/2022	100677	PEIRCE-PHELPS LLC	HVAC	130.00
4500017346						1,781.92
4500017346	1	3/21/2022	102708	CARR'S HARDWARE	NON ELECTRON-CBL/WRE	808.00
4500017346	2	3/21/2022	102708	CARR'S HARDWARE	PAINTING EQP/ACCESS	408.00
4500017346	3	3/21/2022	102708	CARR'S HARDWARE	PAINT-COATINGS, ETC	565.92
4500017350						4,821.50
4500017350	1	3/21/2022	100445	T. FRANK MCCALL'S, INC.	1ST AID & SAFETY EQP	1,794.00
4500017350	2	3/21/2022	100445	T. FRANK MCCALL'S, INC.	1ST AID & SAFETY EQP	3,027.50
4500017359						553.60
4500017359	1	3/22/2022	100059	ATLANTIC TACTICAL, INC	POLICE EQP AND SUPP	553.60
4500017360						2,850.00
4500017360	1	3/23/2022	101973	SUPREME SAFETY, INC	1ST AID & SAFETY EQP	950.00
4500017360	2	3/23/2022	101973	SUPREME SAFETY, INC	1ST AID & SAFETY EQP	950.00
4500017360	3	3/23/2022	101973	SUPREME SAFETY, INC	1ST AID & SAFETY EQP	950.00
4500017361						1,229.00
4500017361	1	3/23/2022	100302	FELTON L. WALKER	JANITORIAL SUPPLIES	1,080.00

## DRPA Monthly List of Previously Approved Purchase Order Contracts March 2022

4500017361	2	3/23/2022	100302	FELTON L. WALKER	PAINTING EQP/ACCESS	149.00
<b>4500017364</b>						<b>1,326.10</b>
4500017364	1	3/24/2022	103302	SAMSON ELECTRICAL SUPPLY INC	ELEC EQP/SUPP-NO CBL	422.10
4500017364	2	3/24/2022	103302	SAMSON ELECTRICAL SUPPLY INC	ELEC EQP/SUPP-NO CBL	904.00
<b>4500017365</b>						<b>2,999.50</b>
4500017365	1	3/24/2022	100530	SHI INTERNATIONAL CORP.	COMP HW/PERIPH-MICRO	2,999.50
<b>4500017367</b>						<b>1,219.40</b>
4500017367	1	3/24/2022	102375	ANA SOURCING LLC	JANITORIAL SUPPLIES	599.40
4500017367	2	3/24/2022	102375	ANA SOURCING LLC	HARDWARE & RELATED	620.00
<b>4500017373</b>						<b>119.90</b>
4500017373	1	3/24/2022	101307	BLUETRITON BRANDS INC	AUTO ACCESSORIES	119.90
<b>4500017374</b>						<b>1,540.00</b>
4500017374	1	3/24/2022	101256	GRAYBAR ELECTRIC CO INC	ELEC EQP/SUPP-NO CBL	780.00
4500017374	2	3/24/2022	101256	GRAYBAR ELECTRIC CO INC	ELEC EQP/SUPP-NO CBL	760.00
<b>4500017375</b>						<b>1,973.00</b>
4500017375	1	3/24/2022	102375	ANA SOURCING LLC	AUTO ACCESSORIES	1,595.00
4500017375	2	3/24/2022	102375	ANA SOURCING LLC	HARDWARE & RELATED	378.00
<b>4500017376</b>						<b>3,195.00</b>
4500017376	1	3/24/2022	101067	TINA A LISTON-HORNER	NON ELECTRON-CBL/WRE	1,150.00
4500017376	2	3/24/2022	101067	TINA A LISTON-HORNER	ELEC EQP/SUPP-NO CBL	295.00
4500017376	3	3/24/2022	101067	TINA A LISTON-HORNER	ELEC EQP/SUPP-NO CBL	1,750.00
<b>4500017377</b>						<b>1,253.00</b>
4500017377	1	3/24/2022	100064	BENTLEY SYSTEMS, INC.	DATA PROC SRVS & SW	1,253.00
<b>4500017378</b>						<b>760.00</b>
4500017378	1	3/25/2022	101973	SUPREME SAFETY, INC	1ST AID & SAFETY EQP	760.00
<b>4500017380</b>						<b>3,376.00</b>
4500017380	1	3/25/2022	100098	CHERRY VALLEY TRACTOR SALES	MAT HANDLING & STORG	3,376.00
<b>4500017385</b>						<b>4,633.03</b>
4500017385	1	3/25/2022	100530	SHI INTERNATIONAL CORP.	DATA PROC SRVS & SW	4,633.03
<b>4500017386</b>						<b>5,202.00</b>
4500017386	1	3/25/2022	102367	CI TECHNOLOGIES INC	DATA PROC SRVS & SW	3,121.20
4500017386	2	3/25/2022	102367	CI TECHNOLOGIES INC	DATA PROC SRVS & SW	2,080.80
<b>4500017389</b>						<b>2,151.01</b>
4500017389	1	3/29/2022	103036	AMERICAN POWER LLC	ELEC EQP/SUPP-NO CBL	1,024.29
4500017389	2	3/29/2022	103036	AMERICAN POWER LLC	ELEC EQP/SUPP-NO CBL	1,126.72
<b>4500017390</b>						<b>480.00</b>
4500017390	1	3/29/2022	100755	BDF CHEMICAL CO INC	FASTENERS	60.00
4500017390	2	3/29/2022	100755	BDF CHEMICAL CO INC	FASTENERS	420.00
<b>4500017394</b>						<b>5,111.40</b>
4500017394	1	3/31/2022	100407	S&S SIGNS AND SAFETY EQUIPMENT	SIGN MAT/MAKING EQP	351.92
4500017394	2	3/31/2022	100407	S&S SIGNS AND SAFETY EQUIPMENT	SIGN MAT/MAKING EQP	351.92
4500017394	3	3/31/2022	100407	S&S SIGNS AND SAFETY EQUIPMENT	SIGN MAT/MAKING EQP	175.96
4500017394	4	3/31/2022	100407	S&S SIGNS AND SAFETY EQUIPMENT	SIGN MAT/MAKING EQP	351.92
4500017394	5	3/31/2022	100407	S&S SIGNS AND SAFETY EQUIPMENT	SIGN MAT/MAKING EQP	433.40
4500017394	6	3/31/2022	100407	S&S SIGNS AND SAFETY EQUIPMENT	SIGN MAT/MAKING EQP	3,199.32
4500017394	7	3/31/2022	100407	S&S SIGNS AND SAFETY EQUIPMENT	SIGN MAT/MAKING EQP	246.96
<b>4500017417</b>						<b>15,572.00</b>
4500017417	1	3/31/2022	100081	BUCKS COUNTY INTERNATIONAL INC	AUTO/RELATED TRANSP	2,187.86
4500017417	2	3/31/2022	100081	BUCKS COUNTY INTERNATIONAL INC	AUTO/RELATED TRANSP	151.60
4500017417	3	3/31/2022	100081	BUCKS COUNTY INTERNATIONAL INC	AUTO/RELATED TRANSP	96.03
4500017417	4	3/31/2022	100081	BUCKS COUNTY INTERNATIONAL INC	AUTO/RELATED TRANSP	223.06
4500017417	5	3/31/2022	100081	BUCKS COUNTY INTERNATIONAL INC	AUTO/RELATED TRANSP	37.26
4500017417	6	3/31/2022	100081	BUCKS COUNTY INTERNATIONAL INC	AUTO/RELATED TRANSP	62.66
4500017417	7	3/31/2022	100081	BUCKS COUNTY INTERNATIONAL INC	AUTO/RELATED TRANSP	18.75
4500017417	8	3/31/2022	100081	BUCKS COUNTY INTERNATIONAL INC	AUTO/RELATED TRANSP	1,309.50
4500017417	9	3/31/2022	100081	BUCKS COUNTY INTERNATIONAL INC	AUTO/RELATED TRANSP	7.15
4500017417	10	3/31/2022	100081	BUCKS COUNTY INTERNATIONAL INC	AUTO/RELATED TRANSP	107.67
4500017417	11	3/31/2022	100081	BUCKS COUNTY INTERNATIONAL INC	AUTO/RELATED TRANSP	9.99
4500017417	12	3/31/2022	100081	BUCKS COUNTY INTERNATIONAL INC	AUTO/RELATED TRANSP	161.87
4500017417	13	3/31/2022	100081	BUCKS COUNTY INTERNATIONAL INC	AUTO/RELATED TRANSP	54.00
4500017417	14	3/31/2022	100081	BUCKS COUNTY INTERNATIONAL INC	AUTO/RELATED TRANSP	20.02
4500017417	15	3/31/2022	100081	BUCKS COUNTY INTERNATIONAL INC	AUTO/RELATED TRANSP	6.44
4500017417	16	3/31/2022	100081	BUCKS COUNTY INTERNATIONAL INC	AUTO/RELATED TRANSP	2,981.01
4500017417	17	3/31/2022	100081	BUCKS COUNTY INTERNATIONAL INC	AUTO/RELATED TRANSP	3,677.50
4500017417	18	3/31/2022	100081	BUCKS COUNTY INTERNATIONAL INC	AUTO/RELATED TRANSP	236.41
4500017417	19	3/31/2022	100081	BUCKS COUNTY INTERNATIONAL INC	AUTO/RELATED TRANSP	2,655.84
4500017417	20	3/31/2022	100081	BUCKS COUNTY INTERNATIONAL INC	AUTO/RELATED TRANSP	172.25
4500017417	21	3/31/2022	100081	BUCKS COUNTY INTERNATIONAL INC	AUTO/RELATED TRANSP	172.15

## DRPA Monthly List of Previously Approved Purchase Order Contracts March 2022

4500017417	22	3/31/2022	100081	BUCKS COUNTY INTERNATIONAL INC	AUTO/RELATED TRANSP	194.11
4500017417	23	3/31/2022	100081	BUCKS COUNTY INTERNATIONAL INC	AUTO/RELATED TRANSP	488.36
4500017417	24	3/31/2022	100081	BUCKS COUNTY INTERNATIONAL INC	AUTO/RELATED TRANSP	32.14
4500017417	25	3/31/2022	100081	BUCKS COUNTY INTERNATIONAL INC	AUTO/RELATED TRANSP	179.32
4500017417	26	3/31/2022	100081	BUCKS COUNTY INTERNATIONAL INC	AUTO/RELATED TRANSP	149.34
4500017417	27	3/31/2022	100081	BUCKS COUNTY INTERNATIONAL INC	AUTO/RELATED TRANSP	41.77
4500017417	28	3/31/2022	100081	BUCKS COUNTY INTERNATIONAL INC	AUTO/RELATED TRANSP	47.58
4500017417	29	3/31/2022	100081	BUCKS COUNTY INTERNATIONAL INC	AUTO/RELATED TRANSP	27.32
4500017417	30	3/31/2022	100081	BUCKS COUNTY INTERNATIONAL INC	AUTO/RELATED TRANSP	63.04

**OPERATIONS & MAINTENANCE  
COMMITTEE**

**DELAWARE RIVER PORT AUTHORITY  
Operations & Maintenance Committee Meeting**

One Port Center  
2 Riverside Drive  
Camden, New Jersey  
Tuesday, April 5, 2022

**Due to the coronavirus pandemic, all participants, except where noted, attended via telephone/web conference.**

**Commissioners:**

Albert Frattali, Chairman of the Operations & Maintenance Committee  
Ted Christian (for Stacy Garrity, Pennsylvania State Treasurer)  
Angelina Perryman  
Joseph Martz  
Daniel Christy

**DRPA/PATCO Staff:**

John Hanson, Chief Executive Officer  
Raymond J. Santarelli, General Counsel and Corporate Secretary (attended in person)  
Narisa Sasitorn, Deputy General Counsel  
Gerald Faber, Assistant General Counsel (attended in person)  
Michael Venuto, Chief Engineer (attended in person)  
John Rink, General Manager, PATCO  
Rohan Hepkins, Assistant General Manager, PATCO  
David Aubrey, Inspector General (attended in person)  
Christina Maroney, Director, Strategic Initiatives  
Steve Reiners, Director, Fleet Management  
Ricardo DeOliveira, Bridge Director, WWB & CBB  
Kathleen Vandy, Assistant General Counsel  
Elizabeth Saylor, Administrative Coordinator, Corporate Secretary (attended in person)

**Others Present:**

Janice Venables, Associate Counsel, New Jersey Governor's Authorities Unit

## **CALL TO ORDER**

Committee Chairman Frattali called the Meeting of the Operations & Maintenance Committee of the Delaware River Port Authority to order at 9:02 a.m. and asked the Corporate Secretary to call the roll.

## **ROLL CALL**

The following Commissioners were present, constituting a quorum: Committee Chair Frattali, Martz, Christy, Christian and Perryman.

## **OPEN SESSION**

### **Summary Statements and Resolutions for Consideration**

Committee Chairman Frattali stated that there was one (1) Summary Statement and Resolution for the Committee's consideration:

#### **1) DRPA-22-039 Capital Project Contract Modifications.**

Chief Engineer Venuto presented Summary Statement and Resolution No. DRPA-22-039 seeking Board authorization to execute modifications to two (2) capital project contracts and amend the 2022 Capital Budget to include the increase in contract amounts being requested. The first contract is with Thornton Tomasetti Weidlinger Transportation for design services and design construction support services for the Benjamin Franklin Bridge Main Cable Dehumidification portion of work for Contract BF-54-2019 for the increase amount of \$143,300.00. The additional scope of work for TT includes efforts to repackage their plans and specifications, out of scope services in the construction phase, design modifications for unforeseen field conditions, and value engineering during construction. This Change Order will increase the current contract amount to \$3,685,000.00. The second contract is with Burns Engineering, Inc. for design services and design construction support services for Contract 12-J, the re-opening of Franklin Square, for the increased amount of \$641,996.00. The additional scope of work to the design process and will also provide for continued coordination and assistance for our build grant responsibilities, coordination with the City of Philadelphia permits for the water line installation and the stakeholder groups associated with the project. This Change Order will increase the current contract amount to \$3,210,647.00. With this change the WBE & MBE percentages will meet the project goals. Commissioner Christy moved to forward DRPA-22-039 to the Board for consideration and Commissioner Martz seconded the motion. There were no questions or comments. All Commissioners in attendance voted to approve the motion.

## **ADJOURNMENT**

With no further business for the Operations and Maintenance Committee, Chairman Frattali called for a motion to adjourn. Commissioner Martz made the motion. Commissioner Christian seconded the motion. All Commissioners in attendance voted to approve the motion. The Operations and Maintenance Committee Meeting adjourned at 9:06 a.m.

**SUMMARY STATEMENT**

**ITEM NO.** DRPA-22-039

**SUBJECT:** Capital Project Contract Modifications

**COMMITTEE:** Operations & Maintenance

**COMMITTEE MEETING DATE:** April 5, 2022

**BOARD ACTION DATE:** April 20, 2022

**PROPOSAL:** That the Board authorize the execution of contract modifications to certain contract(s) for Authority capital project(s) and that the Board amend the 2022 Capital Budget to include the increase in contract amount(s) being requested in this Resolution.

**PURPOSE:** To approve contract modifications in the amount and time set forth herein for the identified Authority capital project(s) and to assure that the 2022 Capital Budget reflects the actual Board approved project costs.

**BACKGROUND:** The Authority is presently undertaking several capital projects previously approved by the Board. During the course of the project(s) identified in the Attachment (attached hereto and made a part hereof), Engineering has determined that conditions affecting each project require contract modification adjusting the scope of work/contract items, compensation and/or the time to perform the contract work as set forth in the Attachment.

Engineering staff has evaluated the contract modification(s) identified in the Attachment and any supporting documentation and has determined the contract adjustments as proposed are fair and reasonable and meet the needs of the Authority.

<b>SUMMARY:</b>	<b>Amount</b>	<b>See Attachment</b>
	<b>Source of Funds:</b>	<b>See Attachment</b>
	<b>Capital Project#:</b>	<b>See Attachment</b>
	<b>Operating Budget:</b>	<b>N/A</b>
	<b>Master Plan Status:</b>	<b>N/A</b>
	<b>Other Fund Sources:</b>	<b>N/A</b>
	<b>Duration of Contract:</b>	<b>See Attachment</b>
	<b>Other Parties:</b>	<b>N/A</b>

**DRPA-22-039**  
**Operations & Maintenance Committee: April 5, 2022**  
**Board Date: April 20, 2022**  
**Capital Project Contract Modifications**

**RESOLUTION**

**RESOLVED:** That the Board authorizes the execution of contract modifications to the contracts identified in the Attachment in such amounts and/or times set forth therein; and be it further

**RESOLVED:** That the Chair, Vice Chair and the Chief Executive Officer must approve and are hereby authorized to approve and execute all necessary agreements, contracts, or other documents on behalf of the DRPA. If such agreements, contracts, or other documents have been approved by the Chair, Vice Chair and Chief Executive Officer and if thereafter either the Chair or Vice Chair is absent or unavailable, the remaining Officer may execute the said document(s) on behalf of the DRPA along with the Chief Executive Officer. If both the Chair and Vice Chair are absent or unavailable, and if it is necessary to execute the said document(s) while they are absent or unavailable, then the Chief Executive Officer may execute such documents on behalf of the DRPA.

<b>SUMMARY:</b>	<b>Amount</b>	<b>See Attachment</b>
	<b>Source of Funds:</b>	<b>See Attachment</b>
	<b>Capital Project#:</b>	<b>See Attachment</b>
	<b>Operating Budget:</b>	<b>N/A</b>
	<b>Master Plan Status:</b>	<b>N/A</b>
	<b>Other Fund Sources:</b>	<b>N/A</b>
	<b>Duration of Contract:</b>	<b>See Attachment</b>
	<b>Other Parties:</b>	<b>N/A</b>

## ATTACHMENT

April 5, 2022

Summary of Supplemental Agreement and Change Orders

<u>Approved Resolution</u>	<u>Title</u>	<u>Consultant/ Contractor</u>	<u>Summary of Request</u>	<u>Current Contract/ Agreement Amount</u>	<u>Change Order / Supplemental Amount</u>	<u>Adjusted Contract Agreement Amount</u>	<u>Duration</u>	<u>Funding</u>
DRPA-16-022	Design Contract No. BF-54-2019 BFB Rehabilitation of Suspension Spans and Anchorages	Thornton Tomasetti Weidlinger Transportation	Provide Design Services and Design Construction Support Services for the Benjamin Franklin Bridge Main Cable Dehumidification portion of work for Contract BF-54-2019	\$3,541,700.00	\$143,300.00	\$3,685,000.00	40 months	General Fund
DRPA-17-069	Design Contract No. 12-J, Re-Opening of Franklin Square	Burns Engineering, Inc.	Provide Design Services and Design Construction Support Services for the Re-Opening of Franklin Square	\$2,568,650.00	\$641,996.00	\$3,210,646.00	27 months	General Fund

# **FINANCE COMMITTEE**

**DELAWARE RIVER PORT AUTHORITY**  
**Finance Committee Meeting**

One Port Center  
 2 Riverside Drive  
 Camden, New Jersey  
 Wednesday, April 6, 2022

**Commissioners:**

Jeffrey Nash, Esq., Committee Chairman and Board Vice Chairman  
 Charles Fentress  
 Joseph Martz  
 Donna Powell  
 Ted Christian (for Stacy Garrity, Pennsylvania State Treasurer)  
 Keiwana McKinney  
 Aaron Nelson  
 Daniel Christy

**DRPA/PATCO Staff:**

John Hanson, Chief Executive Officer (attended in person)  
 Raymond Santarelli, General Counsel and Corporate Secretary (attended in person)  
 Narisa Sasitorn, Deputy General Counsel  
 James White, Chief Financial Officer (attended in person)  
 Toni Brown, Chief Administrative Officer (attended in person)  
 Robert Hicks, Chief Operating Officer (attended in person)  
 John Rink, General Manager, PATCO  
 Rohan Hepkins, Assistant General Manager, PATCO  
 David Aubrey, Inspector General (attended in person)  
 Kevin LaMarca, Director, Information Services (attended in person)  
 Kathleen Vandy, Assistant General Counsel  
 John Lotierzo, Director of Finance, DRPA (attended in person)  
 Joseph McAroy, Bridge Director, BFB/BRB  
 Christina Maroney, Director, Strategic Initiatives (attended in person)  
 Carol Herbst, Senior Accountant  
 Michael Williams, Manager Corporate Communications  
 Elizabeth Saylor, Administrative Coordinator, Corporate Secretary (attended in person)

**Others Present:**

Janice Venables, Associate Counsel, New Jersey Governor's Authorities Unit  
 Peter Nissen, Acacia  
 Katherine Clupper, PFM

**OPEN SESSION**

Committee Chair Nash called the meeting of the Finance Committee of the Delaware River Port Authority to order at 9:10 a.m. and asked the Corporate Secretary to call the roll.

**ROLL CALL**

The following Commissioners were present, constituting a quorum: Committee Chair Nash, Fentress, McKinney, Christian, Nelson, Christy, Powell, and Martz.

## OPEN SESSION

Committee Chair Nash stated that there were four (4) items for Open Session.

### 1) **Financial Update**

Chief Financial Officer/Treasurer White highlighted several areas from the DRPA/PATCO Unaudited Financial Summary. He discussed DRPA bridge traffic and PATCO ridership volume and revenue, and the effect of the COVID-19 pandemic and January's weather on same. He reported that in March of 2022, S&P affirmed the Authority's ratings for both its revenue and PDP bonds and Moody's affirmed the ratings on the revenue bonds and upgraded the PDP bonds from Baa1 to A3. CEO Hanson and General Manager Rink also commented on the update. Commissioner Martz inquired on the effect of gas prices on PATCO ridership and bridge traffic.

### 2) **DRPA-22-036 Third Party Administrator for the DRPA and PATCO Workers' Compensation, General Liability/Bodily Injury and Risk Control Services.**

General Counsel Santarelli presented Summary Statement and Resolution No. DRAP-22-036 seeking Board authorization to negotiate a 3- year contract plus two, 1-year options with Scibal Inc., (d/b/a Qaul-Lynx) to report, investigate and process all DRPA and PATCO workers' compensation, general liability claims/bodily injury and risk control services. The five years are to be for an amount not to exceed \$553,405.00. Commissioner Fentress moved to forward the Resolution to the Board for consideration and Commissioner Christy seconded the motion. There were no questions or comments. All Commissioners in attendance voted to approve the motion.

### 3) **DRPA-22-037 Upgrade of Data Center Firewalls.**

Director of Information Services LaMarca presented Summary Statement and Resolution No. DRPA-22-037 seeking Board authorization to negotiate a contract with ePlus Technology, Inc. for the purchase of network firewall upgrades for the One Port Center data center, in an amount not to exceed \$1,399,192.50. The new firewalls will provide enhanced capabilities for the next five (5) years and provide DRPA with the latest Cisco firewall technology. The purchase is provided under the Pennsylvania COSTARS 3 Hardware contract. Commissioner Christy moved to forward the Resolution to the Board for consideration and Commissioner Nelson seconded the motion. There were no questions or comments. All Commissioners in attendance voted to approve the motion.

### 4) **DRPA-22-038 Cisco SMARTnet Maintenance Agreement.**

Director of Information Services LaMarca presented Summary Statement and Resolution No. DRPA-22-038 seeking Board authorization to negotiate a 5-year contract with ePlus Technology, Inc. for the renewal of the Authority's Cisco SMARTnet maintenance agreement, in an amount not to exceed \$3,159,363.76. The purchase is provided under the Pennsylvania COSTARS 3 Hardware contract. Commissioner Fentress moved to forward the Resolution to the Board for consideration and Commissioner Christy seconded the motion. There were no questions or comments. Commissioner Christian abstained from the vote. All other Commissioners in attendance voted to approve the motion.

## **ADJOURNMENT**

With no further business for Open Session, Committee Chair Nash announced that following adjournment the Committee would meet in Executive Session to discuss pending and anticipated contract negotiations and called for a Motion to adjourn the Meeting and to meet in Executive Session. Commissioner Fentress made the motion. Commissioner Powell seconded the motion. All Commissioners in attendance voted to approve the motion. The Finance Committee Meeting adjourned and the Committee moved into Executive Session at 9:27 a.m.

## **EXECUTIVE SESSION**

The Committee met in Executive Session.

Following discussion, and with no further business for the executive Session, Commissioner Fentress moved to close the Executive Session and Commissioner Martz seconded the motion. All Commissioners in attendance voted to approve the motion and the Executive Session concluded at 9:55 a.m.

**SUMMARY STATEMENT**

**ITEM NO.:** DRPA-22-036

**SUBJECT:** Third Party Administrator for the DRPA and PATCO Workers' Compensation, General Liability/Bodily Injury and Risk Control Services.

**COMMITTEE:** Finance Committee

**COMMITTEE MEETING DATE:** April 6, 2022

**BOARD ACTION DATE:** April 20, 2022

**PROPOSAL:** That the Board authorize staff to negotiate a contract with Scibal Inc. d/b/a Qual Lynx (hereinafter "Qual-Lynx") to report, investigate and process all DRPA and PATCO (hereinafter referred to collectively as the "Authority") workers' compensation, general liability claims/bodily injury and risk control services.

<b>Amount:</b>		<b>\$553,405.00*</b>
	<i>Year 1</i>	<i>\$106,204.00*</i>
	<i>Year 2</i>	<i>\$108,328.00*</i>
	<i>Year 3</i>	<i>\$110,494.00*</i>
	<i>Year 4 (Optional year 1)</i>	<i>\$112,704.00*</i>
	<i>Year 5 (Optional year 2)</i>	<i>\$115,675.00*</i>

*\*Reflects the sum of proposed costs for worker's compensation, and general liability claims/bodily injury and risk control services.*

**Contractor:** Scibal Inc. d/b/a Qual Lynx  
100 Decadon Drive  
Egg Harbor Twp, NJ 08234

**Other Contractors:**

- 1. Carl Warren**  
175 N. Riverview Drive, Unit A  
Anaheim, CA 98808
- 2. PMA Management Corporation**  
380 Sentry Parkway  
Blue Bell, PA 19422
- 3. PMO Solutions**  
373 Victoria Drive  
Bridgewater, NJ 08807

**PURPOSE:**

This contract will provide third-party claims administration services for the Authority's workers' compensation and general liability programs. The Third-Party Claims Administrator (hereinafter "TPA") will provide claims administration services in support of the Authority's: (1) self-funded workers' compensation program, including medical bill re-pricing/network access services (MR); and (2) self-funded general liability claims program. The administration of these programs is currently outsourced to third-party administrators. The Authority retains excess insurance coverage for its workers' compensation program, with a current self-insured retention level of \$1,000,000.00 for DRPA employees and \$1,000,000.00 for PATCO employees. The Authority also has excess insurance coverage for its general liability program, with a current self-insured retention level of \$25,000.00

The TPA will work closely with the Authority's Claims Administration Department and the Office of General Counsel to ensure expedited, accurate reporting, investigation and processing of all workers' compensation and general liability claims; access to a Pennsylvania/New Jersey/Delaware network of quality medical providers for provision of authorized treatment and care under the Authority's Workers' Compensation program; expedited review, re-pricing and adjudication of medical bills for the Authority's workers' compensation claims, and access to specialized services, i.e. disability case management, fraud investigation and risk/loss control on an as needed basis, in a manner designed to maximize program efficiency and minimize program costs.

The Authority will require Qual Lynx to provide medical bill re-pricing/network access services ("MR") and Loss Control Services ("LCS") in connection with the workers' compensation and general liability programs. Qual Lynx will be required to coordinate its services and activities with designated DRPA Claims Administration personnel, the DRPA's Office of General Counsel, and other financial and outside legal professionals.

**BACKGROUND:**

On January 5, 2022, the Authority issued a Request for Proposal ("RFP"); responses were due by February 3, 2022, and subsequently extended until February 24, 2022. On January 19, 2022, a non-mandatory pre-proposal conference was held *via* telephone and two (2) firms participated: Carl Warren and Qual Lynx.

On February 24, 2022, the Authority received four (4) responses to the RFP from Carl Warren; PMO Solutions LLC; PMA Management Corp; and Qual Lynx. The proposals were reviewed by a committee consisting of General Counsel Raymond J. Santarelli and Claims

Administrators Ashley Taylor and Joel Moorefield (hereinafter the “Committee”). The evaluation procedures utilized by the Committee were established in advance of the submission of the responses to its request for proposal, and those procedures were established in a manner consistent with existing procurement procedures.

The Committee met and developed a composite technical score for each of the proposers.

After proposal review, the Committee determined that Qual Lynx was the most qualified and highest ranked firm.

The Committee determined that the proposal submitted by Qual Lynx provides the best value to the Authority in connection with the administration of its workers’ compensation and general liability/bodily injury programs and risk control services.

The entire selection process was facilitated and documented by the Authority’s Contract Administration Department.

<b>SUMMARY:</b>	<b>Amount:</b>	<b>\$553,405.00</b>
	<b>Source of Funds:</b>	<b>Revenue and General Fund</b>
	<b>Capital Project #:</b>	<b>N/A</b>
	<b>Operating Budget:</b>	<b>DRPA/PATCO Budgets -Prof. Serv.</b>
	<b>Master Plan Status:</b>	<b>N/A</b>
	<b>Other Fund Sources:</b>	<b>N/A</b>
	<b>Duration of Contract:</b>	<b>(3) years, with two (2) one (1) year exercisable options</b>
	<b>Other Parties Involved:</b>	<b>N/A</b>

**DRPA-22-036**  
**Finance Committee: April 6, 2022**  
**Board Date: April 20, 2022**  
**Third Party Administrator for the DRPA and PATCO**  
**Workers' Compensation, General Liability/  
 Bodily Injury and Risk Control Services**

**RESOLUTION**

**RESOLVED:** That the Board of Commissioners of the Delaware River Port accept the proposal of Scibal, Inc. d/b/a Qual Lynx for the performance of third-party claims administration as set for in its proposal and this summary statement and resolution; and

**RESOLVED:** The Chairman, Vice Chairman and the Chief Executive Officer must approve and are hereby authorized to approve and execute all necessary agreements, contracts, or other documents on behalf of the DRPA. If such agreements, contracts, or other documents have been approved by the Chairman, Vice Chairman and Chief Executive Officer and if thereafter either the Chairman or Vice Chairman is absent or unavailable, the remaining Officer may execute the said document(s) on behalf of DRPA along with the Chief Executive Officer. If both the Chairman and Vice Chairman are absent or unavailable, and if it is necessary to execute the said document(s) while they are absent or unavailable, then the Chief Executive Officer shall execute such documents on behalf of DRPA.

<b>SUMMARY:</b>	<b>Amount:</b>	<b>\$553,405.00</b>
	<b>Source of Funds:</b>	<b>Revenue and General Fund</b>
	<b>Capital Project #:</b>	<b>N/A</b>
	<b>Operating Budget:</b>	<b>DRPA/PATCO Budgets -Prof. Serv.</b>
	<b>Master Plan Status:</b>	<b>N/A</b>
	<b>Other Fund Sources:</b>	<b>N/A</b>
	<b>Duration of Contract:</b>	<b>(3) year, with two (2) one (1) year exercisable options</b>
	<b>Other Parties Involved:</b>	<b>N/A</b>

**SUMMARY STATEMENT**

**ITEM NO.:** DRPA-22-037

**SUBJECT:** Upgrade of Data Center Firewalls

**COMMITTEE:** Finance

**COMMITTEE MEETING DATE:** April 6, 2022

**BOARD ACTION DATE:** April 20, 2022

**PROPOSAL:** That the Board authorizes staff to negotiate a contract with ePlus Technology, Inc. for an amount not to exceed \$1,399,192.50 for purchase of network Firewall upgrades for the One Port Center data center. This purchase is provided under the PA COSTARS 3 Hardware contract.

**PURPOSE:** To provide the Delaware River Port Authority with firewall upgrades for the OPC data center.

**BACKGROUND:** As part of regular routine maintenance, we are replacing the Cisco firewalls in the One Port Center data center. The existing firewalls have been in operation since 2017 and have reached their end-of-life and end-of-support. The new firewalls will provide enhanced capabilities for the next five (5) years and provide the DRPA with the latest Cisco firewall technology.

Staff therefore recommends negotiating a contract with ePlus Technology, Inc. for an amount not to exceed \$1,399,192.50 for purchase of network upgrades for the Commodore Barry Bridge disaster recovery site.

**SUMMARY:**

<b>Amount:</b>	<b>\$1,399,192.50</b>
<b>Source of Funds:</b>	<b>General Fund</b>
<b>Capital Project #:</b>	<b>TEP.02204</b>
<b>Operating Budget:</b>	<b>N/A</b>
<b>Master Plan Status:</b>	<b>N/A</b>
<b>Other Fund Sources:</b>	<b>N/A</b>
<b>Duration of Contract:</b>	<b>N/A</b>
<b>Other Parties Involved:</b>	<b>N/A</b>

**DRPA-22-037**  
**Finance Committee: April 6, 2022**  
**Board Date: April 20, 2022**  
**Upgrade of Data Center Firewalls**

### RESOLUTION

**RESOLVED:** That the Board authorizes staff to negotiate a contract with ePlus Technology, Inc. for an amount not to exceed \$1,399,192.50 for purchase of firewall upgrades for the One Port Center data center. This purchase is provided with PA COSTARS 3 Hardware contract.

**RESOLVED:** The Chair, Vice Chair and the Chief Executive Officer must approve and are hereby authorized to approve and execute all necessary agreements, contracts, or other documents on behalf of the DRPA. If such agreements, contracts, or other documents have been approved by the Chair, Vice Chair and Chief Executive Officer and if thereafter either the Chair or Vice Chair is absent or unavailable, the remaining Officer may execute the said document(s) on behalf of DRPA along with the Chief Executive Officer. If both the Chair and Vice Chair are absent or unavailable, and if it is necessary to execute the said document(s) while they are absent or unavailable, then the Chief Executive Officer shall execute such documents on behalf of DRPA.

<b>SUMMARY:</b>	<b>Amount:</b>	<b>\$1,399,192.50</b>
	<b>Source of Funds:</b>	<b>General Fund</b>
	<b>Capital Project #:</b>	<b>TEP.02204</b>
	<b>Operating Budget:</b>	<b>N/A</b>
	<b>Master Plan Status:</b>	<b>N/A</b>
	<b>Other Fund Sources:</b>	<b>N/A</b>
	<b>Duration of Contract:</b>	<b>N/A</b>
	<b>Other Parties Involved:</b>	<b>N/A</b>

**SUMMARY STATEMENT**

**ITEM NO.:** DRPA-22-038

**SUBJECT:** Cisco SMARTnet Maintenance Agreement

**COMMITTEE:** Finance

**COMMITTEE MEETING DATE:** April 6, 2022

**BOARD ACTION DATE:** April 20, 2022

**PROPOSAL:** That the Board authorizes staff to negotiate a five (5) year contract with ePlus Technology, Inc. for an amount not to exceed \$3,159,363.76 for the renewal of our Cisco SMARTnet maintenance agreement. This purchase is provided with pricing under the Commonwealth of Pennsylvania COSTARS 3 Hardware Contract.

**PURPOSE:** To provide the Delaware River Port Authority with hardware and software maintenance for all of our network devices.

**BACKGROUND:** To increase performance and availability of our critical network devices it is necessary to renew our agreement with ePlus Technology for Cisco SMARTnet services. This agreement provides the DRPA with comprehensive, consistent hardware and software services. It allows us to work with Cisco services engineers to deliver onsite hardware support and over-the-phone software support around the clock 365 days per year. With these services we improve our network uptime with responsive hardware and software services with a 24x7 availability.

Staff therefore recommends negotiating a contract with ePlus Technology, Inc. for an amount not to exceed \$3,159,363.76 for the renewal of our Cisco SMARTnet maintenance agreement.

**SUMMARY:**

<b>Amount:</b>	\$3,159,363.76
<b>Source of Funds:</b>	Revenue Fund & General Fund
<b>Capital Project #:</b>	N/A
<b>Operating Budget:</b>	2022-27 DRPA 610180 – Repairs & Maint. 2022-27 PATCO 610180 – Repairs & Maint.
<b>Master Plan Status:</b>	N/A
<b>Other Fund Sources:</b>	N/A
<b>Duration of Contract:</b>	June 1, 2022 through May 31, 2027
<b>Other Parties Involved:</b>	N/A

**DRPA-22-038**  
**Finance Committee: April 6, 2022**  
**Board Date: April 20, 2022**  
**Cisco SMARTnet Maintenance Agreement**

**RESOLUTION**

**RESOLVED:** That the Board authorizes staff to negotiate a five (5) year contract with ePlus Technology, Inc. for an amount not to exceed \$3,159,363.76 for the renewal of our Cisco SMARTnet maintenance agreement. This purchase is provided with pricing under the Commonwealth of Pennsylvania COSTARS 3 Hardware Contract.

**RESOLVED:** The Chair, Vice Chair and the Chief Executive Officer must approve and are hereby authorized to approve and execute all necessary agreements, contracts, or other documents on behalf of the DRPA. If such agreements, contracts, or other documents have been approved by the Chair, Vice Chair and Chief Executive Officer and if thereafter either the Chair or Vice Chair is absent or unavailable, the remaining Officer may execute the said document(s) on behalf of DRPA along with the Chief Executive Officer. If both the Chair and Vice Chair are absent or unavailable, and if it is necessary to execute the said document(s) while they are absent or unavailable, then the Chief Executive Officer shall execute such documents on behalf of DRPA.

<b>SUMMARY:</b>	<b>Amount:</b>	<b>\$3,159,363.76</b>
	<b>Source of Funds:</b>	<b>Revenue Fund &amp; General Fund</b>
	<b>Capital Project #:</b>	<b>N/A</b>
	<b>Operating Budget:</b>	<b>2022-27 DRPA 610180 – Repairs &amp; Maint. 2022-27 PATCO 610180 – Repairs &amp; Maint.</b>
	<b>Master Plan Status:</b>	<b>N/A</b>
	<b>Other Fund Sources:</b>	<b>N/A</b>
	<b>Duration of Contract:</b>	<b>June 1, 2022 through May 31, 2027</b>
	<b>Other Parties Involved:</b>	<b>N/A</b>

# **UNFINISHED BUSINESS**

# **NEW BUSINESS**

## SUMMARY STATEMENT

**ITEM NO.:** DRPA-22-040

**SUBJECT:** Consideration of Pending DRPA Contracts  
(Between \$25,000 and \$100,000)

**COMMITTEE:** New Business

**COMMITTEE MEETING DATE:** N/A

**BOARD ACTION DATE:** April 20, 2022

**PROPOSAL:** That the Board consider authorizing staff to enter into contracts as shown on the Attachment to this Resolution.

**PURPOSE:** To permit staff to continue and maintain DRPA operations in a safe and orderly manner.

**BACKGROUND:** At the Meeting held August 18, 2010 the DRPA Commission adopted Resolution 10-046 providing that all DRPA contracts must be adopted at an open meeting of the DRPA Board. The Board proposed modifications to that Resolution at its meeting of September 15, 2010; specifically that all contracts between \$25,000 and \$100,000 be brought to the Board for approval. The contracts are listed on the Attachment hereto with the understanding that the Board may be willing to consider all of these contracts at one time, but if any member of the Board wishes to remove any one or more items from the list for separate consideration, each member will have that privilege.

**SUMMARY:**

<b>Amount:</b>	N/A
<b>Source of Funds:</b>	See Attached List
<b>Capital Project #:</b>	N/A
<b>Operating Budget:</b>	N/A
<b>Master Plan Status:</b>	N/A
<b>Other Fund Sources:</b>	N/A
<b>Duration of Contract:</b>	N/A
<b>Other Parties Involved:</b>	N/A

**DRPA-22-040**  
**New Business: April 20, 2022**  
**Board Date: April 20, 2022**  
**Consideration of Pending DRPA Contracts**  
**(Between \$25,000 and \$100,000)**

### RESOLUTION

**RESOLVED:** That the Board authorizes and directs that subject to approval by the Chair, Vice Chair, General Counsel and the Chief Executive Officer, staff proceed to negotiate and enter into the contracts listed on the Attachment hereto.

**SUMMARY:**

<b>Amount:</b>	<b>N/A</b>
<b>Source of Funds:</b>	<b>See Attached List</b>
<b>Capital Project #:</b>	<b>N/A</b>
<b>Operating Budget:</b>	<b>N/A</b>
<b>Master Plan Status:</b>	<b>N/A</b>
<b>Other Fund Sources:</b>	<b>N/A</b>
<b>Duration of Contract:</b>	<b>N/A</b>
<b>Other Parties Involved:</b>	<b>N/A</b>



CONSIDERATION OF PENDING DRPA CONTRACTS (VALUED BETWEEN \$25,000 - \$100,000) – Wednesday, April 20, 2022

**DRPA**

<b>Item #</b>	<b>Vendor/Contractor</b>	<b>Description</b>	<b>Amount</b>	<b>Procurement Method</b>	<b>Bids Received</b>	<b>Bid Amounts</b>	<b>Source of Funds</b>
<b>A</b>	ePlus Technology, Inc. Royersford, PA	Provide hardware and software maintenance in support of the Authority's critical systems, such as Banner, Computer Aided Dispatch, Fleet, Toll and Data Security	\$85,769.75	In Accordance with Commonwealth of PA Co-Stars Contract #003-078	1. ePlus Technology, Inc. Royersford, PA	1. \$85,769.75	<b>Revenue Funds</b>
<b>B</b>	SHI International Corp. Somerset, NJ	Provide Maintenance in support of Legal Department's Enterprise Legal Management Solutions Software	\$55,713.10	In Accordance with Commonwealth of PA Co-Stars Contract #006-124	1. SHI International Corp. Somerset, NJ	1. \$55,713.10	<b>Revenue Funds</b>
<b>C</b>	SHI International Corp. Somerset, NJ	Renewal of Maintenance Agreement for email and web filtering services	\$49,552.25	In Accordance with Commonwealth of PA Co-Stars Contract #006-124	1. SHI International Corp. Somerset, NJ	1. \$49,552.25	<b>Revenue Funds</b>



CONSIDERATION OF PENDING DRPA CONTRACTS (VALUED BETWEEN \$25,000 - \$100,000) – Wednesday, April 20, 2022

**DRPA**

Item #	Vendor/Contractor	Description	Amount	Procurement Method	Bids Received	Bid Amounts	Source of Funds
<b>D</b>	SHI International Corp. Somerset, NJ	Renewal of Maintenance Agreement with LawSoft. LawSoft is the software utilized by our Public Safety department for computer-aided dispatch. This maintenance keeps up to date with the latest software upgrades as well as technical support	\$30,578.95	In Accordance with Commonwealth of PA Co-Stars Contract #006-124	1. SHI International Corp. Somerset, NJ	1. \$30,578.95	<b>Revenue Funds</b>
<b>E</b>	Dell Marketing, LP Round Rock, TX	Purchase of Additional licenses for Microsoft Defender. Defender O365 will be an add on to current Microsoft Enterprise Agreement	\$53,560.00	In Accordance with New Jersey State Contract #20-TELE-01510 T3121	1. Dell Marketing, LP Round Rock, TX	1. \$53,560.00	<b>Revenue Funds</b>
<b>F</b>	Transcore Easton, PA	Replacement and Upgrade of Toll Servers. Amendment to existing Transcore Agreement dated February 2022	\$60,596.00	Amendment to existing Transcore Agreement dated February 2022	1. Transcore Easton, PA	1. \$60,596.00	<b>General Funds</b>

# PORT AUTHORITY TRANSIT CORP. BOARD MEETING



Wednesday, April 20, 2022

Immediately following the DRPA Board Meeting

One Port Center  
11<sup>th</sup> Floor Board Room  
Camden, NJ

John T. Hanson, President



# **PATCO BOARD**



**PORT AUTHORITY TRANSIT CORPORATION  
BOARD MEETING**

**Wednesday, April 20, 2022  
Immediately following the DRPA Board Meeting  
One Port Center  
Camden, New Jersey**

**ORDER OF BUSINESS**

1. Roll Call
2. Public Comment
3. Report of the General Manager – April 2022
4. Approval of March 16, 2022 PATCO Board Meeting Minutes
5. Monthly List of Previously Approved Payments – March 2022
6. Monthly List of Previously Approved Purchase Orders and Contracts – March 2022
7. Approval of Balance Sheet and Equity Statement dated January 31, 2022.
8. Unfinished Business
9. New Business
10. Executive Session
11. Adjournment

# **GENERAL MANAGER'S REPORT**



REPORT OF THE GENERAL MANAGER

*As stewards of public assets,  
we provide for the safe and efficient operation  
of transportation services and facilities  
in a manner that creates value for the public we serve.*

April 20, 2022

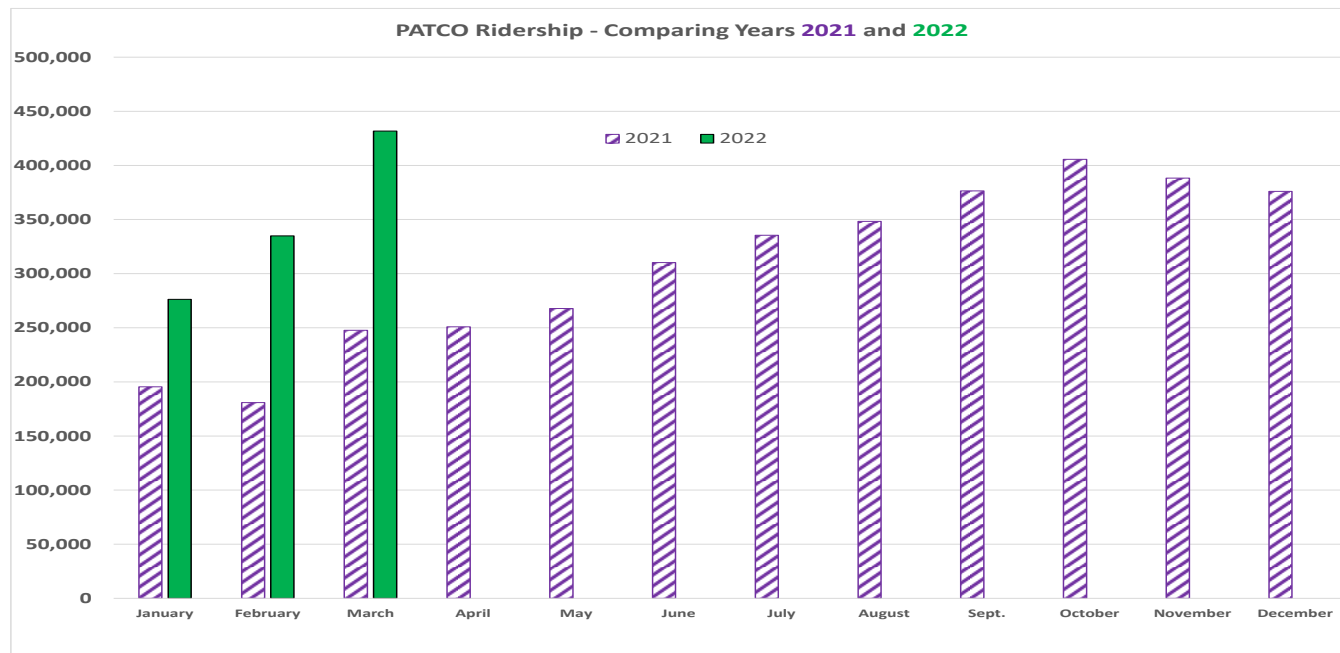
To the Commissioners:

The following is a summary of recent PATCO activities, with supplemental information attached.

**HIGHLIGHTS**

**SERVICE**

**Ridership** – Ridership in March was 431,750, an **increase** of 184,100 **(+74.34%)** when compared to March of 2021 but still below pre-pandemic levels. Average weekday ridership increased by 74%, Saturday’s average more than doubled, and Sunday’s average increased by 90%. For the year to date, ridership was 1,042,943, an **increase** of 418,984 **(+67.15%)** when compared to the same period of 2021.

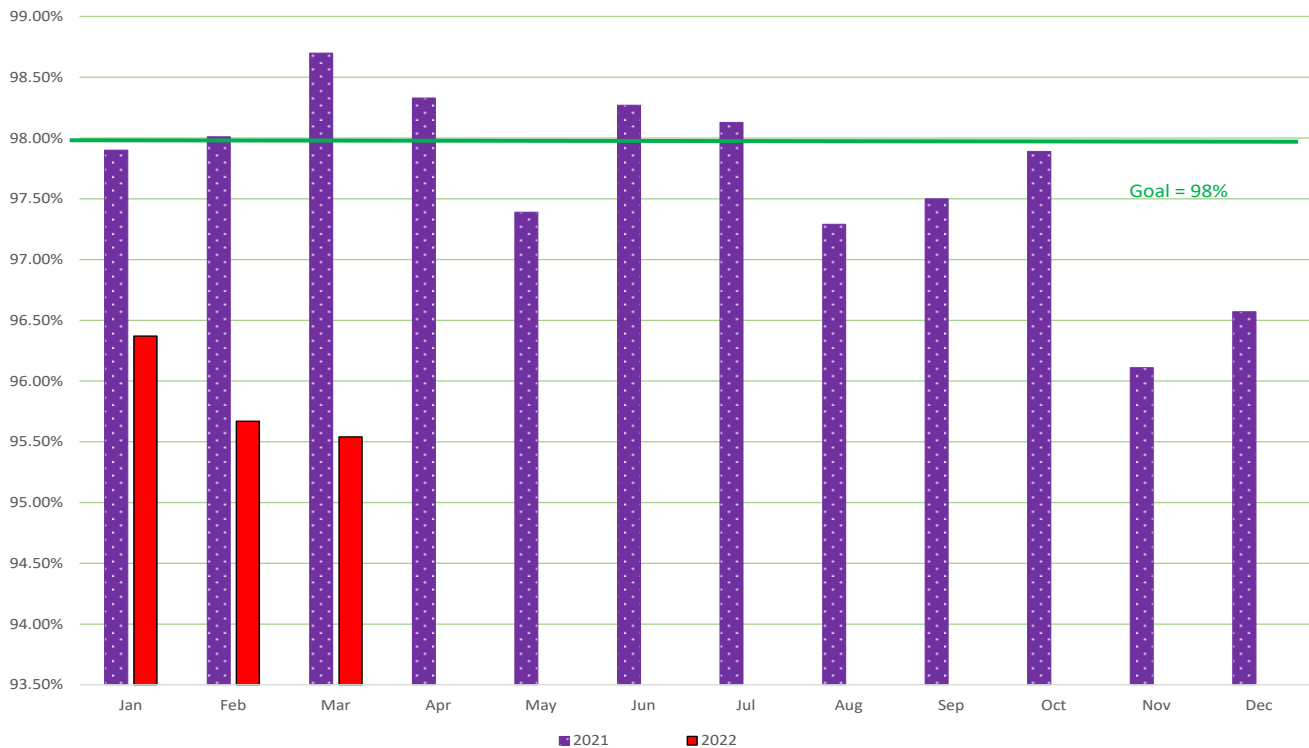


**FREEDOM Service Center** –The Service Center at Broadway Station is open on weekdays from 7 a.m. to 4:30 p.m. In addition, many customers use our FREEDOM website to add value to their cards, report lost cards, and change credit card information. The increase this month in “T” card sign-ups reflects a return to work and the opportunity to use transit benefits provided through employers and tax-free payroll deductions.

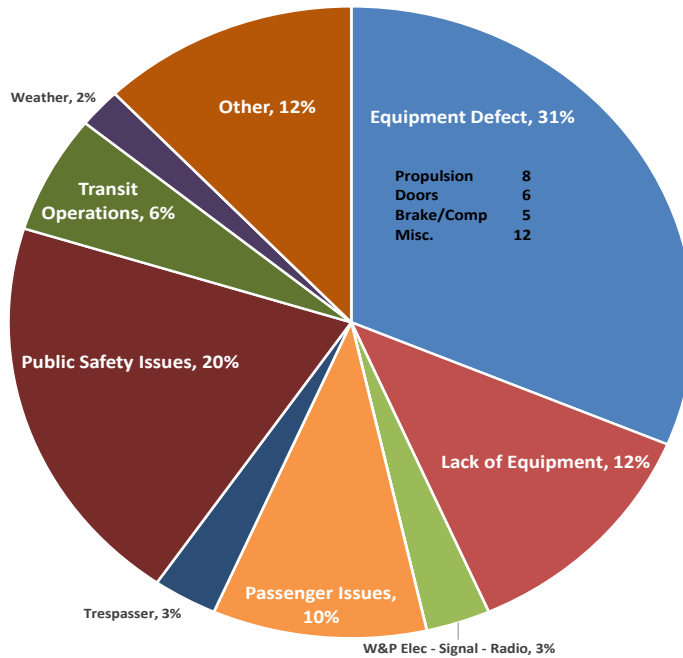
Service	# of Customers Served in March	# of Customers Served Year to Date
Calls	1224	2935
Walk-Ups	490	1160
Replacement Cards Issued	500	1281
SHARE Card Sign-ups	41	106
Reduced Fare Program Sign-ups	51	124
Student Sign-ups	7	17
“T” Card sign-ups	16	18

**On-Time Performance** – In March, our on-time performance was **95.54%**, falling short of our goal of 98%. Of the 5,179 scheduled trips, 32 were cancelled, 197 were late, and 28 stations were bypassed. Equipment and Public Safety issues accounted for close to 2/3 of delay incidents. On-time performance year to date as of the end of March was **95.86%**.

PATCO On-Time Performance  
Comparing Years 2021 and 2022



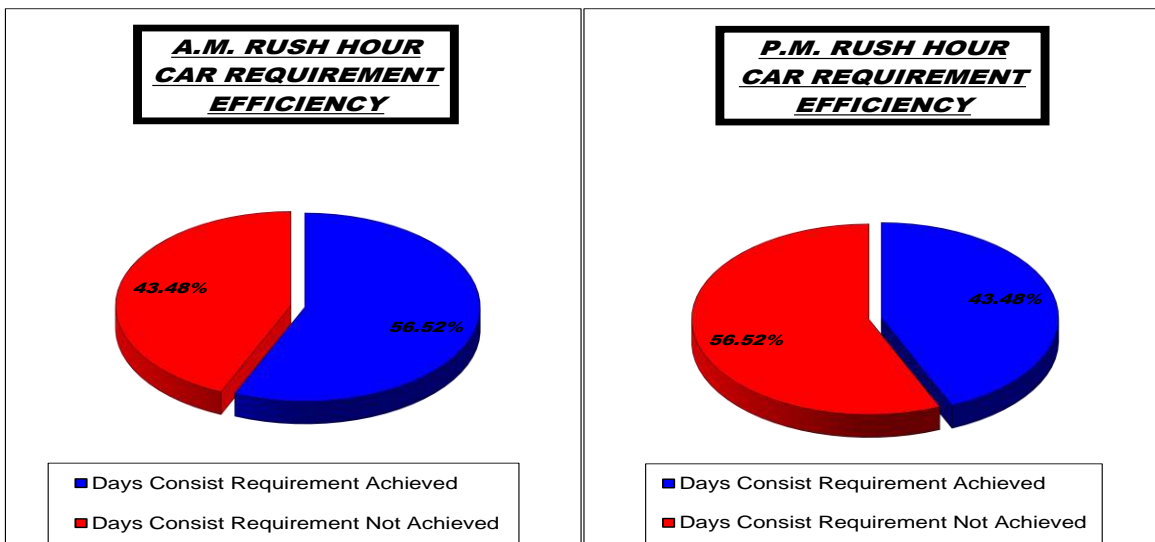
Causes of Delay Incidents - March, 2022



**Availability of Transit Equipment** – PATCO closely monitors the availability of equipment to meet the needs of our peak service customers.

### DAILY LOADLINE CAR REQUIREMENT FOR MARCH 2022

A.M. RUSH HOUR (60 CARS REQUIRED )				P.M. RUSH HOUR (60 CARS REQUIRED )			
Days Consist Requirement Achieved	13	56.52%	Days Consist Requirement Achieved	10	43.48%		
Days Consist Requirement Not Achieved	10	43.48%	Days Consist Requirement Not Achieved	13	56.52%		
TOTAL DAYS 23				TOTAL DAYS 23			

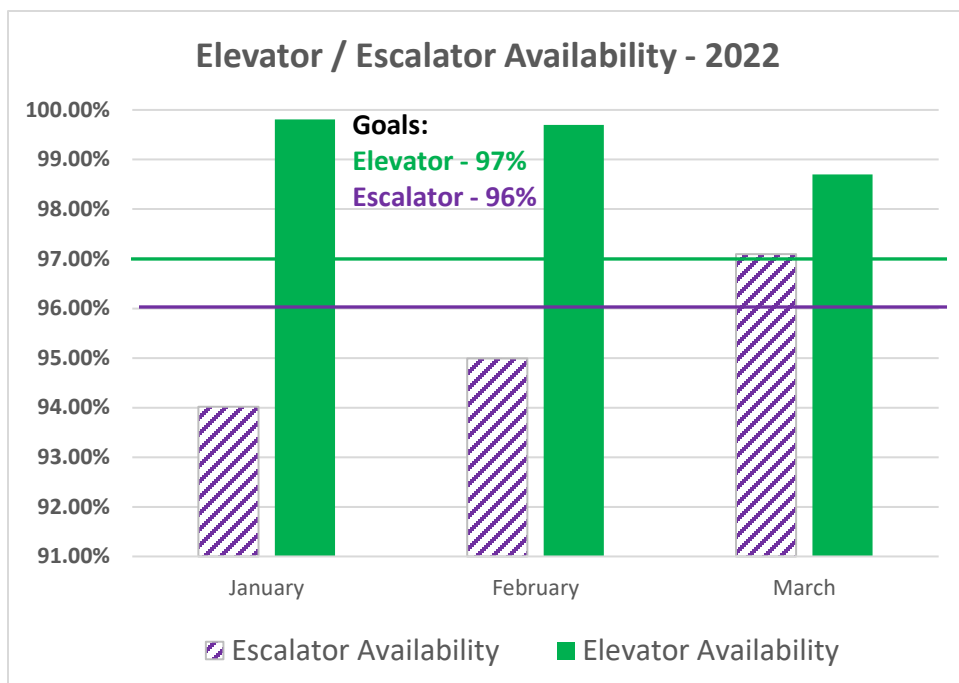


**STEWARDSHIP**

**Elevators / Escalators**

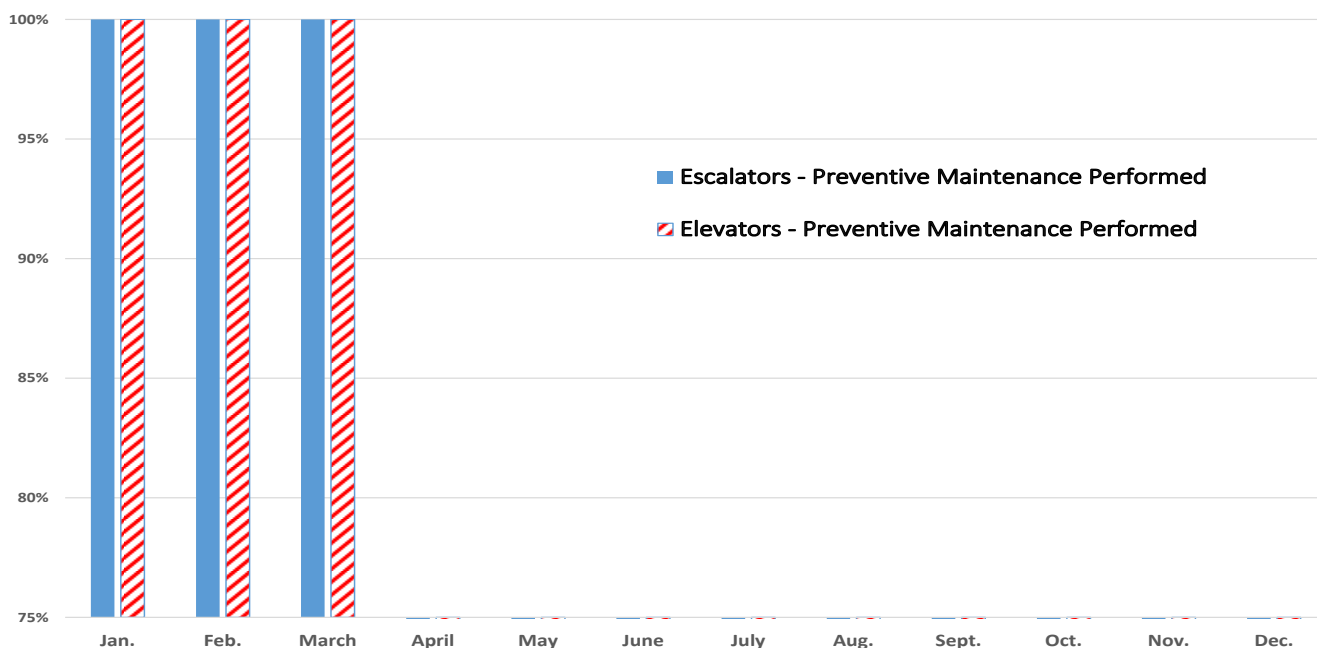
• **Availability**

- Availability of all **elevators** was **98.70%** in March and **99.40%** year to date, far surpassing our goal of 97%.
- Availability of all **escalators** was **97.10%** in March, exceeding our goal of 96%. Year to date escalator availability has been **95.37%**.



- **Performance of Preventive Maintenance** - Monthly preventive maintenance was performed on all available elevators and escalators in March.

**Monthly Preventive Maintenance - 2022**



**FINANCE**

---

*(The following unaudited data are preliminary and reflect records in SAP as of 4/7/2022.)*

PATCO Income year to date (through 1/31/2022) amounted to \$696,995, compared with a Budget Anticipated Income of \$1,022,517, an **unfavorable** variance of \$325,522 **(-31.84%)**.

Operating expenses during January amounted to \$4,766,780, compared with a Budget Anticipated Expense of \$5,525,343 a **favorable** variance of \$758,563 or **(13.73%)**.

During the month of January, PATCO experienced a Net Operating Loss (excluding rental and non-recurring charges) of \$4,069,785. Total Cumulative Loss year to date (including Lease Rental charges) equaled \$4,579,948.

Net Transit Loss (including lease expense) for the month of January, 2022 was \$4,579,948.

	<u>Year to Date as of 1/31/2022</u>			
<u>Through January 31, 2022</u>	2022 <u>Budget</u>	2022 <u>Actual</u>	<u>Variance</u>	
Income	\$1,022,517	\$696,995	\$325,522	<b>U</b>
Expenses	\$5,525,343	\$4,766,780	\$758,563	<b>F</b>
Operating Ratio	.1851	.1462		
Passengers	410,325	276,324	134,001	<b>U</b>
Car Miles	373,145	441,662	68,517	

**PERSONNEL TRANSACTIONS**

---

The following personnel transactions occurred in March, 2022:

NAME	POSITION	DEPT.	DATE
<u>APPOINTMENT(S)</u>			
Robert J. Bigley NJ	Custodian	Track & Facilities	3/14/2022
Maria A. Onorato PA	Customer Service Agent/ Traffic Checker	Transit Services	3/28/2022

TEMPORARY APPOINTMENTS - None

PROMOTION(S)

Tiffany N. Leggette NJ	From: Station Supervisor To: Train Operator	Passenger Services Transit Services	3/05/2022
---------------------------	--	--	-----------

TEMPORARY ASSIGNMENT TO HIGHER CLASSIFICATION

Julie M. Luther PA	From: Dispatcher To: Acting Supervising Dispatcher	Transit Services Transit Services	3/19 – 3/25/2022
-----------------------	---	--------------------------------------	------------------

Jonathan J. Sparacio NJ	From: Technical Supervisor, Civil/Mechanical Systems To: Acting Director	Track & Facilities Track & Facilities	3/26 – 4/08/2022
----------------------------	--	--	------------------

UPGRADE (GRADE CHANGE) - None

INTERAGENCY PROMOTION FROM PATCO TO DRPA - None

INTERAGENCY PROMOTION FROM DRPA TO PATCO - None

TRANSFERS - None

RETIREMENT(S) - None

RESIGNATION(S) - None

Robert J. Bigley NJ	Custodian	Track & Facilities	3/28/2022
------------------------	-----------	--------------------	-----------

LAY OFFS - None

END OF TEMPORARY ASSIGNMENT - None

DECEASED - None

The quarterly Affirmative Action Scorecard is attached to this report.

**PURCHASING & MATERIAL MANAGEMENT**

---

During the month of March, 113 purchase orders were issued with a total value of \$1,028,654. Of the \$45,605 in monthly purchases where minority vendors could have served PATCO needs, \$5,970 was awarded to MBEs and \$32,065 to WBEs. The \$38,034 total MBE/WBE purchases in March represent 3.7% of the total spent and 83.4% of the purchases available to MBE/WBEs.

Attached to this report is the Affirmative Action Report summarizing purchases during the first quarter of 2022.

**MAINTENANCE OF TRAINS (EQUIPMENT DEPARTMENT)**

The following significant maintenance initiatives progressed in March:

- In March two (2) overhauled motors were available for installation as needed. Seventy-eight (78) are in the overhaul process, including twelve (12) at Swiger Coil, twenty-four (24) at RAM, seventeen (17) at WALCO, fourteen (14) at Sherwood, seven (7) pending outbound shipment, and four (4) undergoing in-house mini-overhaul.

**Traction Motor Overhaul  
Thru March 31, 2022**

	2020	2021	2022	Total
Resolution P-19-018	\$ 2,658,439.76	\$ 2,581,538.55	\$ 791,193.97	\$ 6,031,172.28
<b>Totals</b>	<b>\$ 2,658,439.76</b>	<b>\$ 2,581,538.55</b>	<b>\$ 791,193.97</b>	<b>\$ 6,031,172.28</b>

**Vendor Breakdown**

RAM Industrial	\$ 761,512.00	\$ 566,237.00	\$ 181,348.00	\$ 1,509,097.00
Sherwood	\$ 315,583.00	\$ 564,567.00	\$ 132,927.00	\$ 1,013,077.00
Swiger Coil (DBA Motive Power)	\$ 816,488.76	\$ 666,757.55	\$ 92,640.97	\$ 1,575,887.28
Walco Electric	\$ 764,856.00	\$ 783,977.00	\$ 384,278.00	\$ 1,933,111.00
<b>Totals</b>	<b>\$ 2,658,439.76</b>	<b>\$ 2,581,538.55</b>	<b>\$ 791,193.97</b>	<b>\$ 6,031,172.28</b>

**Remaining Contract Funds**

**\$4,468,827.72**

- We established a goal of 24 truck overhauls in 2022. Zero (0) have been assembled so far, with four (4) in progress.
- Twenty-nine (29) rebuilt gearboxes are currently available, and zero (0) wheelsets are assembled for truck building. Twenty-one (21) gearboxes are in the overhaul process with three (3) at UTC, seventeen (17) at Penn Machine, one (1) at PATCO and zero (0) pending outbound shipment. Fleetwide gearbox inspection and repairs are underway. Sixty-three percent (63%) of the fleet has been inspected and repaired.

**Gearbox Overhaul  
Thru March 31, 2022**

Resolution	2019	2020	2021	2022	Grand Total
P-18-025	\$ 366,838.96	\$ 622,789.96	\$ 482,623.59	\$ 11,377.16	\$ 1,483,629.67
<b>Totals</b>	<b>\$ 366,838.96</b>	<b>\$ 622,789.96</b>	<b>\$ 482,623.59</b>	<b>\$ 11,377.16</b>	<b>\$ 1,483,629.67</b>

**Vendor Breakdown**

UTC/RAS	\$ 148,152.72	\$ 25,361.34			\$ 173,514.06
Penn Machine Company LLC	\$ 218,686.24	\$ 597,428.62	\$ 482,623.59	\$ 11,377.16	\$ 1,310,115.61
<b>Totals</b>	<b>\$ 366,838.96</b>	<b>\$ 622,789.96</b>	<b>\$ 482,623.59</b>	<b>\$ 11,377.16</b>	<b>\$ 1,483,629.67</b>

**Remaining Contract Funds**

**\$ 16,370.33**

**Change Order Funds**

**\$ 99,000.00**

**Total Remaining Funds**


**\$ 115,370.33**

- In March, custodial employees scrubbed twenty (20) cars (intensive interior cleaning and buffing floors). In addition, we completed twelve (12) exterior washes.
- Overhaul of the shop:
  - In-floor hoist - Site acceptance testing has been completed. The in-floor hoist is fully commissioned and went into service on April 11, 2022.
- Car overhaul – Warranty has expired for all 120 train cars. Alstom is finishing FMIs and preparing to close out the refurbishment project.
- The wayside monitoring and diagnostic system demonstration took place on March 10, 2021. Quester Tangent upper management witnessed slow performance of WMDS system. QT acknowledges the problem with the system and is working on a resolution.

## TRACK & FACILITIES

---

- In March, Track & Facilities crews performed ROW (right of way), station, parking lot and track inspections. The Track Department completed track inspections on weekends to make up for days lost during the week due to weather.
- Crews operated salt trucks on access roads and lots in response to a small snow event.
- M&S Techs repaired a hole in the fence reported by Center Tower.
- Roof materials were delivered to Westmont.
- A pull-apart was identified at West Ferry Interlocking.
- The track gang removed broken rail, installed new rail, ground welds and applied weld straps after M&S Techs performed two thermite welds.
- M&S Techs also completed the welding of 83E frog at West Linden.
- Track mechanics tamped mud pockets and dressed IJs from Mickle Street Tunnel to Ferry Avenue.
- Crews addressed vegetation management issues near Lindenwold Yard.
- Weeds and brush were removed from the embankment at Railroad Avenue and Ashland East Substation.
- Trees at Woodcrest were removed in preparation for the new Kwanzan cherry trees to be planted.
- Track Mechanics and Groundskeepers cleared brush and trees from the embankment just west of West Ferry.
- M&S Techs completed fire extinguisher inspections and replacements.
- M&S Techs put down anti-slip grit on car wash platform edges. They also repaired deteriorated concrete at Woodcrest's center track platform.



- Support services (flagging and scheduling) were provided as required for the following projects:
  - Way Interlocking Rehabilitation (Contract No. PATCO-59-2017)
  - Ben Franklin Rehabilitation capital project (Contract No. BF-54-2019)
  - Solar project - T&F staff performed track inspection and flagged for SunPower, who completed their cable splicing.



## **POWER AND SIGNALS**

---

- Staff installed lockable security covers on PATCO mainline station receptacles in response to requests from the Public Safety Transit Unit and Passenger Services Department. Lindenwold, Ashland, Haddonfield, Westmont and Ferry Avenue Stations have been fully addressed.
- Staff established mainline track outages for the Track & Facilities Department.
- Traction return bonding was applied to new rail replacement as required.
- Right of Way (ROW), switch and signal inspections were performed.
- Substation breaker maintenance was performed.
- Relay testing and repairs were performed at interlockings and substations.
- Stations, subway tunnels, and parking lots were relamped as necessary.
- Support services were also provided as required for the following projects:
  - Way Interlocking signal and rail renewal - provided flagging, scheduling and field coordination
  - BFB suspension cable – provided support personnel
  - Maintenance and repairs of escalators and elevators

## **SAFETY**

---

The monthly report of the Safety Department is enclosed with this report.

Respectfully submitted,

A handwritten signature in black ink, appearing to read "John D. Rink".

John D. Rink  
General Manager

**PORT AUTHORITY TRANSIT CORPORATION  
COMPARATIVE STATEMENT OF REVENUE AND EXPENSES  
January 2022 - 1st Accounting Period**

	1ST A/P 1/31/2022
<u>INCOME</u>	
Operating	663,455
<u>Non-Operating</u>	<u>33,540</u>
Total Income-Pd	696,995

<u>EXPENSE</u>	
Way & Power	1,254,836
Equipment	645,033
Transportation	1,513,419
Administration	746,868
Purchased Power	455,923
Ins & Claims	150,701
Sub-Total-Pd	4,766,780

Rent-DRPA-PD	510,163
Total Expenses-Pd	5,276,943

<u>STATISTICS</u>	
Passengers-PD	276,324

Oper Rev. /Pass-Pd	2.40
--------------------	------

Oper Exp. /Pass-Pd	17.25
--------------------	-------

Car Miles-Pd	441,662
--------------	---------

Oper Rev. /CM-PD	1.50
------------------	------

Oper Exp./CM-PD	10.79
-----------------	-------

Avg. Rev. /Pass- YTD	2.52
----------------------	------

**Port Authority Transit Corporation**  
**Analysis of Budgeted/Actual Income - Year 2022**  
**1st Accounting Period Ending**  
**January 31, 2022**

Income	2022		Current			Year-To-Date			
	Budget	Budget	Actual	Variance		Budget	Actual	Variance	
Gross Passenger Revenue	\$15,487,518	\$964,264	\$645,773	(\$318,491)	-33.03% U	\$964,264	\$645,773	(\$318,491)	-33.03% U
Smart Card Sales	<u>55,291</u>	<u>4,608</u>	<u>4,040</u>	<u>(568)</u>	<u>-12.32%</u> U	<u>\$4,608</u>	<u>4,040</u>	<u>(568)</u>	<u>-12.32%</u> U
Net Passenger Revenue	\$15,542,809	\$968,872	\$649,813	(\$319,058)	-32.93% U	\$968,872	\$649,813	(\$319,058)	-32.93% U
Advertising	\$224,935	\$13,799	\$5,936	(\$7,863)	-56.98% U	13,799	5,936	(7,863)	-56.98% U
Parking	250,355	15,358	13,642	(1,716)	-11.17% U	15,358	13,642	(1,716)	-11.17% U
Leases & Rentals	340,137	22,847	22,509	(338)	-1.48% U	22,847	22,509	(338)	-1.48% U
Interest	333	28	24	(4)	-13.45% U	28	24	(4)	-13.45% U
Miscellaneous	<u>19,359</u>	<u>1,613</u>	<u>5,071</u>	<u>3,457</u>	<u>±</u> F	<u>1,613</u>	<u>5,071</u>	<u>3,457</u>	<u>±</u> F
Total Income	<u>\$16,377,928</u>	<u>\$1,022,517</u>	<u>\$696,995</u>	<u>(\$325,522)</u>	<u>-31.84%</u> U	<u>\$1,022,517</u>	<u>\$696,995</u>	<u>(\$325,522)</u>	<u>-31.84%</u> U
Passengers	6,529,751	410,325	276,324	(134,001)	-32.66% U	410,325	276,324	(134,001)	-32.66% U

**Port Authority Transit Corporation  
Comparative Analysis - 2022  
Budget /Actual-Income & Departmental Expenses  
for the Month Ending  
January 31, 2022**

	2022		Current			Year-To-Date			
	BUDGET	BUDGET	ACTUAL	VARIANCE		BUDGET	ACTUAL	VARIANCE	
Gross Passenger Revenue	\$15,487,518	\$964,264	\$645,773	(\$318,491)	-33.0% U	\$964,264	\$645,773	(\$318,491)	-33.0% U
Smart Card Sales	55,291	4,608	4,040	(568)	-12.3% U	4,608	4,040	(568)	-12.3% U
Net Passenger Revenue	15,542,809	968,872	649,813	(319,058)	-32.9% U	968,872	649,813	(319,058)	-32.9% U
Other	835,120	53,645	47,182	(6,463)	-12.0% U	53,645	47,182	(6,463)	-12.0% U
Total Income	\$16,377,928	\$1,022,517	\$696,995	(\$325,522)	-31.8% U	\$1,022,517	\$696,995	(\$325,522)	-31.8% U
Way & Power	\$13,276,517	\$1,179,830	\$1,254,836	(\$75,006)	-6.4% U	\$1,179,830	\$1,254,836	(\$75,006)	-6.4% U
Equipment	9,742,613	860,502	645,033	215,469	25.0% F	860,502	645,033	215,469	25.0% F
Transportation	21,532,972	1,823,337	1,513,419	309,918	17.0% F	1,823,337	1,513,419	309,918	17.0% F
Administration	9,444,318	1,114,192	746,868	367,324	33.0% F	1,114,192	746,868	367,324	33.0% F
Insurance & Claims	2,092,196	197,482	150,701	46,781	23.7% F	197,482	150,701	46,781	23.7% F
Purchased Power	4,880,000	350,000	455,923	(105,923)	-30.3% U	350,000	455,923	(105,923)	-30.3% U
Sub-Total	\$60,968,615	\$5,525,343	\$4,766,780	\$758,563	13.7% F	\$5,525,343	\$4,766,780	\$758,563	13.7% F
Transit Subsidy (before rent)	(\$44,590,687)	(\$4,502,826)	(\$4,069,785)	\$433,041	9.6% F	(\$4,502,826)	(\$4,069,785)	\$433,041	9.6% F
Rent-DRPA	6,122,000	510,163	510,163	—	— F	510,163	510,163	—	— F
Total Expenses	\$67,090,615	\$6,035,506	\$5,276,943	\$758,563	12.6% F	\$6,035,506	\$5,276,943	\$758,563	12.6% F
Transit Subsidy (includes rent)	(\$50,712,687)	(\$5,012,989)	(\$4,579,948)	\$433,041	8.6% F	(\$5,012,989)	(\$4,579,948)	\$433,041	8.6% F

**PORT AUTHORITY TRANSIT CORPORATION EEO SCORECARD  
QUARTER ENDING March 31, 2022**

EEO CATEGORIES	CURRENT UTILIZATION														
	TOTAL EMPLOYEES	FEMALE		BLACK or AFRICAN AMERICAN		HISPANIC or LATINO		ASIAN and NATIVE HAWAIIAN		AMERICAN INDIAN or ALASKA NATIVE		TWO or MORE RACES		TOTAL MINORITY	
		#	%	#	%	#	%	#	%	#	%	#	%	#	%
OFFICIALS & ADMINISTRATORS	67	17	25%	19	28%	2	3%	1	1%	0	0%	1	1%	23	34%
PROFESSIONALS	14	12	86%	6	43%	0	0%	0	0%	1	7%	0	0%	7	50%
PARAPROFESSIONALS (Semi-Skilled)	49	7	14%	24	49%	1	2%	3	6%	0	0%	0	0%	28	57%
SERVICE MAINTENANCE	35	9	26%	25	71%	3	9%	0	0%	0	0%	0	0%	28	80%
ADMINISTRATIVE SUPPORT	17	9	53%	6	35%	2	12%	0	0%	0	0%	1	2%	9	53%
CRAFT WORKERS (SKILLED)	121	0	0%	16	13%	7	6%	1	1%	0	0%	0	0%	24	20%
<b>TOTALS</b>	<b>303</b>	<b>54</b>	<b>18%</b>	<b>96</b>	<b>32%</b>	<b>15</b>	<b>5%</b>	<b>5</b>	<b>2%</b>	<b>1</b>	<b>0%</b>	<b>2</b>	<b>1%</b>	<b>119</b>	<b>39%</b>

**QUARTER ENDING December 31, 2021**

EEO CATEGORIES	CURRENT UTILIZATION														
	TOTAL EMPLOYEES	FEMALE		BLACK or AFRICAN AMERICAN		HISPANIC or LATINO		ASIAN and NATIVE HAWAIIAN		AMERICAN INDIAN or ALASKA NATIVE		TWO or MORE RACES		TOTAL MINORITY	
		#	%	#	%	#	%	#	%	#	%	#	%	#	%
OFFICIALS & ADMINISTRATORS	69	17	25%	19	28%	3	4%	1	1%	0	0%	1	1%	24	35%
PROFESSIONALS	14	12	86%	6	43%	0	0%	0	0%	1	7%	0	0%	7	50%
PARAPROFESSIONALS (Semi-Skilled)	51	7	14%	25	49%	1	2%	3	6%	0	0%	0	0%	29	57%
SERVICE MAINTENANCE	34	9	26%	24	71%	3	9%	0	0%	0	0%	0	0%	27	79%
ADMINISTRATIVE SUPPORT	15	7	47%	6	40%	2	13%	0	0%	0	0%	0	0%	8	53%
CRAFT WORKERS (SKILLED)	120	0	0%	17	14%	7	6%	1	1%	0	0%	0	0%	25	21%
<b>TOTALS</b>	<b>303</b>	<b>52</b>	<b>17%</b>	<b>97</b>	<b>32%</b>	<b>16</b>	<b>5%</b>	<b>5</b>	<b>2%</b>	<b>1</b>	<b>0%</b>	<b>1</b>	<b>0%</b>	<b>120</b>	<b>40%</b>

**PORT AUTHORITY TRANSIT CORPORATION  
AFFIRMATIVE ACTION REPORT  
GOODS AND SUPPLIES**

**QUARTER ENDING MARCH 31, 2022**

<b>TOTAL \$ VALUE OF ALL POs AVAILABLE F/BID BY MBEs/WBEs THIS QUARTER</b>	<b>TOTAL \$ AWARDED TO MBEs/WBEs THIS QUARTER</b>	<b>% \$ AWARDED TO MBEs/WBEs THIS QUARTER</b>
\$149,136.01	\$96,063.29  MBE = \$34,727.29 WBE = \$61,336.00	64.41%  MBE = 23.29% WBE = 41.12%
<b>TOTAL POs FOR QUARTER AVAILABLE F/BID BY MBEs/WBE's</b>	<b>TOTAL POs TO MBEs/WBEs FOR QUARTER</b>	<b>% POs TO MBE's/WBEs FOR QUARTER</b>
72	60  MBE = 21 WBE = 39	83.33%  MBE = 29.17% WBE = 54.16%

**QUARTER ENDING DECEMBER 31, 2021**

<b>TOTAL \$ VALUE OF ALL POs AVAILABLE F/BID BY MBEs/WBEs THIS QUARTER</b>	<b>TOTAL \$ AWARDED TO MBEs/WBEs THIS QUARTER</b>	<b>% \$ AWARDED TO MBEs/WBEs THIS QUARTER</b>
\$115,710.40	\$54,075.46  MBE = \$9,755.52 WBE = \$44,320.94	46.73%  MBE = 8.43% WBE = 38.30%
<b>TOTAL POs FOR QUARTER AVAILABLE F/BID BY MBEs/WBE's</b>	<b>TOTAL POs TO MBEs/WBEs FOR QUARTER</b>	<b>% POs TO MBE's/WBEs FOR QUARTER</b>
60	48  MBE = 11 WBE = 37	80.00%  MBE = 18.33% WBE = 61.67%

PO = Purchase Order  
MBE = Minority Business Enterprise  
WBE = Woman Business Enterprise

**PORT AUTHORITY TRANSIT CORPORATION  
AFFIRMATIVE ACTION REPORT  
GOODS AND SUPPLIES**

**QUARTER ENDING MARCH 31, 2022**

<b>TOTAL \$ VALUE OF ALL POs ENTERED INTO THIS QUARTER</b>	<b>TOTAL \$ AWARDED TO MBEs/WBEs THIS QUARTER</b>	<b>% \$ AWARDED TO MBEs/WBEs</b>
\$1,953,611.65	\$96,063.29 MBE = \$34,727.29 WBE = \$61,336.00	4.92% MBE = 1.78% WBE = 3.14%
<b>TOTAL # POs AWARDED TO ALL VENDORS THIS QUARTER</b>	<b>TOTAL # POs AWARDED TO MBEs/WBEs THIS QUARTER</b>	<b>% POs AWARDED TO MBEs/WBEs THIS QUARTER</b>
328	60 MBE = 21 WBE = 39	18.29% MBE = 6.40% WBE = 11.89%

**QUARTER ENDING DECEMBER 31, 2021**

<b>TOTAL \$ VALUE OF ALL POs ENTERED INTO THIS QUARTER</b>	<b>TOTAL \$ AWARDED TO MBEs/WBEs THIS QUARTER</b>	<b>% \$ AWARDED TO MBEs/WBEs</b>
\$2,916,014.59	\$54,075.46 MBE = \$9,755.52 WBE = \$44,320.94	1.85% MBE = 0.33 % WBE = 1.52 %
<b>TOTAL# POs AWARDED TO ALL VENDORS THIS QUARTER</b>	<b>TOTAL # POs AWARDED TO MBEs/WBEs THIS QUARTER</b>	<b>% POs AWARDED TO MBEs/WBEs THIS QUARTER</b>
364	48 MBE = 11 WBE = 37	13.18% MBE = 3.02% WBE = 10.16%

PO = Purchase Order  
MBE = Minority Business Enterprise  
WBE = Woman Business Enterprise

# MEMORANDUM

**PORT AUTHORITY TRANSIT CORPORATION**  
of Pennsylvania & New Jersey



**To: John Rink**

**FROM: David Fullerton**

**SUBJECT: Monthly Report: Safety Department – March, 2022**

**DATE: April 12, 2022**

1. Safety Services Staff was involved in the following activities concerning Contractors' Safety:
  - Conducted Contractors' Safety Briefings and created the necessary follow-up reports of safety briefings as shown below (total of 62 people trained):

DATE	CONTRACTOR	PATCO CONTRACT #	PROJECT/WORK AREA	#
03/07/22	Control Point Assoc.		ROE Surveying 8 <sup>th</sup> & Market Sts.	2
03/07/22	Corcon, Inc.	BF-54-2019	Rehab. of Substations and Anchorages Project	5
03/07/22	TRA		PATCO Consultants	4
03/14/22	Boingo		Boingo Neutral Host Distributed Antenna System	2
03/14/22	Brilliant Environmental	T/O EG7403(3/3)	Lindenwold Yard Remediation	1
03/14/22	Fullerton Engineering		Boingo Neutral Host Distributed Antenna System	1
03/14/22	HNTB	Contract 12-J	Franklin Square Re-Opening	1
03/14/22	Jacobs Engineering	GN-0040-18	DRPA Solar Photovoltaic Systems	1
03/14/22	PATCO New Hires		Track & Facilities Custodian	1
03/14/22	T-Mobile		Boingo Neutral Host Distributed Antenna System	6
03/21/22	AECOM	BF-54-2019	Rehab. of Substations and Anchorages Project	2
03/21/22	Daniel J. Keating	Contract 12-J	Franklin Square Re-Opening	2
03/21/22	Greenman & Pedersen	BF-54-2019	Rehab. of Substations and Anchorages Project	3

DATE	CONTRACTOR	PATCO CONTRACT #	PROJECT/WORK AREA	#
03/21/22	Work Zone Contractors	Contract 12-J	Franklin Square Re-Opening	4
03/21/22	Zone Striping	Contract 12-J	Franklin Square Re-Opening	9
03/28/22	Apex Fence Services	Contract 12-J	Franklin Square Re-Opening	5
03/28/22	Bustleton Services, Inc.	Contract 12-J	Franklin Square Re-Opening	5
03/28/22	Delta Line Construction	BF-54-2019	Rehab. of Substations and Anchorages Project	1
03/28/22	DRPA New Hires		Reproduction Tech, Printshop & Customer Service Coordinator	2
03/28/22	HB Frazer Company	Contract 12-J	Franklin Square Re-Opening	1
03/28/22	JPC Group, Inc.	Contract 12-J	Franklin Square Re-Opening	3
03/28/22	PATCO New Hires		Customer Service Coordinators/CSA Traffic Checker	1

### Drug & Alcohol Tests – for March 2022

Random Drug only	8
Random Alcohol only	0
Random Drug & Alcohol	4
Reasonable Suspicion Drug only	0
Reasonable Suspicion Alcohol only	0
Post-Accident	<u>0</u>
<b>TOTAL TESTS COMPLETED</b>	<b>12</b>

## 2. Internal PATCO Safety Activities:

- Conducted Audit Prep and Observation Safety Walk, March 1<sup>st</sup>, 2<sup>nd</sup>, 8<sup>th</sup>-10<sup>th</sup>, 15<sup>th</sup>, 16<sup>th</sup>, 22<sup>nd</sup>, 23<sup>rd</sup>, and 29<sup>th</sup>, 2022
- DOT/FTA Drug & Alcohol Reasonable Suspicion training, Microsoft Teams, March 1<sup>st</sup>, 2022
- Participated in PATCO Staff Meeting, Microsoft Teams, March 1<sup>st</sup>, 15<sup>th</sup>, and 29<sup>th</sup>, 2022
- Reviewed Bipartisan Infrastructure Law PTASP Requirements, March 1<sup>st</sup> and 16<sup>th</sup>, 2022
- Conducted Monthly Inspections at PATCO, March 2<sup>nd</sup>, 9<sup>th</sup>, 16<sup>th</sup>, and 23<sup>rd</sup>, 2022
- Conducted Audit Prep with Dave Fullerton, March 3<sup>rd</sup>, 17<sup>th</sup>, and 24<sup>th</sup>, 2022
- Participated in Work Call with CEO, March 3<sup>rd</sup>, 15<sup>th</sup>, 24<sup>th</sup>, and 31<sup>st</sup>, 2022
- Attended PATCO Lindenwold Station Roof and Mechanical Kickoff Meeting, Microsoft Teams, March 4<sup>th</sup>, 2022
- Participated in PATCO Directors' Meeting, Microsoft Teams, March 8<sup>th</sup>, 2022
- Attended PATCO RWP Meeting, Microsoft Teams, March 8<sup>th</sup>, 2022

- Resurrection of Safety Services' Internal Safety Audits and Office of the Inspector General's Involvement, Microsoft Teams, March 9<sup>th</sup>, 2022
- Participated in SSOA Monthly Meeting with PATCO via Microsoft Teams, March 10<sup>th</sup>, 2022
- Attended Franklin Square Re-Opening Project Meeting, Microsoft Teams, March 15<sup>th</sup>, 2022
- Participated in EEO Diversity Training, via Zoom, March 16<sup>th</sup>, 2022
- Participated in PATCO Roadway Worker Protection Meeting, Track & Facilities, Microsoft Teams, March 16<sup>th</sup> and 25<sup>th</sup>, 2022
- Conducted Drug & Alcohol screenings with Interstate Mobile, CBB, March 17<sup>th</sup>, 2022
- Participated in and conducted Drug & Alcohol Testing meeting, March 24<sup>th</sup>, 2022
- Attended Meeting with CEO Hanson and Rob Finnegan, March 24<sup>th</sup>, 2022
- Attended Labor Management Meeting, Microsoft Teams, March 29<sup>th</sup>, 2022
- Attended Carebridge: Referral Presentation Meeting, via Zoom, March 30<sup>th</sup>, 2022

### 3. Internal DRPA Safety Activities:

- Attended C&M Managers' Meeting 2022, Conference Call, March 1<sup>st</sup>, 2022
- Conducted WWB Shop Safety Inspections, March 1<sup>st</sup>, 8<sup>th</sup>, 15<sup>th</sup>, 22<sup>nd</sup>, and 29<sup>th</sup>, 2022
- Attended FTA MIS Overview, Virtual Training, March 1<sup>st</sup>, 2022
- Conducted Fire Extinguisher Training, Microsoft Teams, March 2<sup>nd</sup> - 4<sup>th</sup>, 8<sup>th</sup>, 18<sup>th</sup> and 31<sup>st</sup>, 2022
- Participated in EEO Diversity Training, via Zoom, March 3<sup>rd</sup>, 2022
- Conducted CBB Shop Safety Inspections, March 4<sup>th</sup>, 10<sup>th</sup>, 15<sup>th</sup>, and 25<sup>th</sup>, 2022
- Attended BFB Staff Meeting, Telephone Conference, March 4<sup>th</sup>, 2022
- Attended BFB Workplace Safety Committee Meeting, Conference Call, March 8<sup>th</sup>, 2022
- Conducted BRB Shop Safety Inspections, March 11<sup>th</sup>, 22<sup>nd</sup>, and 30<sup>th</sup>, 2022
- Conducted BFB Shop Safety Inspections, March 11<sup>th</sup>, 15<sup>th</sup>, 25<sup>th</sup>, and 30<sup>th</sup>, 2022
- Attended CBB/WWB Workplace Safety Committee Meeting, Conference Call, March 14<sup>th</sup>, 2022
- Attended BRB Workplace Safety Meeting, Conference Call, March 15<sup>th</sup>, 2022
- Attended WWB Operations Meeting, Conference Call, March 17<sup>th</sup>, 2022
- Scheduled Random Drug & Alcohol screenings with Interstate Mobile, March 2022
- Reviewed various Health and Safety plans from contractors who were awarded construction and/or design projects during the month of March.
- Reviewed and commented on various Engineering Technical and Special Provisions documents for future DRPA projects. Conducted various site safety visits and inspections at DRPA Non-OCIP construction projects at the four bridges.

### 4. Joint PATCO/DRPA Safety Activities:

- Participated in Safety Services Daily Team Meeting, via Microsoft Teams, March 1<sup>st</sup> – 4<sup>th</sup>, 7<sup>th</sup>-11<sup>th</sup>, 14<sup>th</sup>-18<sup>th</sup>, 21<sup>st</sup>-25<sup>th</sup>, and 28<sup>th</sup>-31<sup>st</sup>, 2022
- Conducted and participated in Weekly PATCO Contractor Safety Briefings on March 7<sup>th</sup>, 14<sup>th</sup>, 21<sup>st</sup>, and 28<sup>th</sup>, 2022
- Conducted and participated in New Hire Orientation for one (1) PATCO new employee, March 14<sup>th</sup>, and two (2) DRPA new employees and one (1) PATCO new employee on March 28<sup>th</sup>, 2022

- Conducted and participated in monthly SACC/Joint Workplace Committee meeting via Microsoft Teams and Telephone Conference, March 10<sup>th</sup>, 2022
- Participated in IAIC, via Telephone Conference, March 10<sup>th</sup>, 2022
- Participated in SOP Process and Review, Conference Call, March 15<sup>th</sup> and 25<sup>th</sup>, 2022
- Attended Climb test—Maintenance Foreman, WWB, March 16<sup>th</sup>, 2022
- Participated in Bridge, Fleet, Safety and Risk Management Directors' Meeting with Safety Specialists, Microsoft Teams, March 16<sup>th</sup>, 2022
- Conducted Joint Workplace Members Committee Virtual Meeting, March 22<sup>nd</sup>, 2022
- Participated in monthly Central Safety and Health Committee Meeting via Microsoft Teams and Telephone Conference, March 23<sup>rd</sup>, 2022
- Conducted and participated in Drug & Alcohol Testing Requirements, OPC, March 24<sup>th</sup>, 2022

5. **Joint PATCO/DRPA Safety Outside Agency Involvement.**

None.



<b>VENDOR NAME</b>	<b>NET ORDER VALUE</b>	<b># PURCHASE ORDERS</b>	<b>DESCRIPTION</b>	<b>NAICS CODE</b>
<b>Pemberton Electrical</b>	<b>\$2,418.18</b>	<b>3</b>	<b>Electrical Supplies</b>	<b>423610</b>
<b>Supreme Safety</b>	<b>\$2,028.70</b>	<b>3</b>	<b>Industrial Supplies</b>	<b>423840</b>
<b>AAAA Office &amp; Warehouse Surplus Inc.</b>	<b>\$21,147.00</b>	<b>1</b>	<b>Used Merchandise Stores</b>	<b>453310</b>
<b>Carr's Hardware</b>	<b>\$1,391.22</b>	<b>3</b>	<b>Hardware Stores</b>	<b>444130</b>
<b>Arbill Industries Inc.</b>	<b>\$243.00</b>	<b>1</b>	<b>Industrial Supplies</b>	<b>423840</b>
<b>Homeland Industrial Supply</b>	<b>\$2,680.00</b>	<b>2</b>	<b>Industrial Supplies</b>	<b>423840</b>
<b>T. Frank McCall's Inc.</b>	<b>\$1,279.95</b>	<b>1</b>	<b>Service Equipment</b>	<b>423850</b>
<b>T&amp;T Supply Co.</b>	<b>\$876.64</b>	<b>1</b>	<b>Hardware and Plumbing</b>	<b>423720</b>

# **PATCO BOARD MINUTES**

**PORT AUTHORITY TRANSIT CORPORATION  
BOARD MEETING**

**One Port Center  
Camden, New Jersey  
Wednesday, March 16, 2022**

**Pennsylvania Commissioners**

Cherelle Parker, Chair of the Board (via phone)  
Pennsylvania Auditor General Timothy DeFoor  
Joseph Martz (via phone)  
Donna Powell (via phone)  
Ted Christian (for Pennsylvania Treasurer Stacy Garrity) (via phone)  
Keiwana McKinney  
Angelina Perryman (via phone)

**New Jersey Commissioners**

Jeffrey Nash, Esq., Vice Chair of the Board (via phone)  
Sara Lipsett  
Albert Frattali (via phone)  
Charles Fentress (via phone)  
Aaron Nelson  
Richard Sweeney (via phone)  
Bruce Garganio (via phone)  
Daniel Christy (via phone)

**DRPA/PATCO Staff**

John T. Hanson, Chief Executive Officer  
Obra Kernodle, Deputy Chief Executive Officer  
Raymond J. Santarelli, General Counsel and Corporate Secretary  
Stephen M. Holden, Deputy General Counsel  
Narisa Sasitorn, Deputy General Counsel (via phone)  
James White, Chief Financial Officer  
Toni Brown, Chief Administrative Officer  
David Aubrey, Inspector General  
John Rink, General Manager, PATCO  
Michael Venuto, Chief Engineer  
William Shanahan, Acting Director, Homeland Security and Emergency Management  
Tonyelle Cook-Artis, Acting Director, Grants and Government Relations  
John Lotierzo, Director of Finance  
Steve Reiners, Director, Fleet Management (via phone)  
Joseph McAvoy, Bridge Director, BFB & BRB (via phone)  
Ricardo DeOliveira, Bridge Director, WWB & CBB (via phone)  
Richard Mosback, Director of Procurement  
Michael Williams, Manager, Corporate Communications  
Kathleen Vandy, Assistant General Counsel (via phone)  
Elizabeth Saylor, Administrative Coordinator, Corporate Secretary

**Others Present**

Jamera Sirmans, Associate Counsel, New Jersey Governor's Authorities Unit  
 Alan Kessler, PA Counsel, Duane Morris, LLP  
 Christopher Gibson, Archer & Greiner, P.C.  
 Hayden Rigo, Deputy Chief of Staff, Pennsylvania Auditor General

**OPEN SESSION****Roll Call**

Chairwoman Parker called the meeting to order at 9:55 a.m. and asked that the Corporate Secretary call the roll. The following Commissioners were present, constituting a quorum: Chairwoman Parker, Vice Chairman Nash, Powell, Fentress, Auditor General DeFoor, Sweeney, Christian, Perryman, Frattali, Lipsett, Nelson, McKinney, Martz, Christy and Garganio.

**Public Comment**

Corporate Secretary Santarelli reported that there is no public comment.

**Report of the General Manager**

PATCO General Manager Rink stated that his report stood as previously submitted. Commissioner Fentress moved to approve the General Manager's Report and Commissioner Garganio seconded the motion. There were no questions or comments. All Commissioners in attendance voted in the affirmative to approve the General Manager's Report. The motion carried.

**Approval of the February 16, 2022 PATCO Board Meeting Minutes**

Chairwoman Parker stated that the Minutes of the February 16, 2022 PATCO Board Meeting were previously provided to the Governors of New Jersey and Pennsylvania and to the PATCO Commissioners. Commissioner Sweeney moved to approve the Minutes and Commissioner Powell seconded the motion. There were no comments on or corrections to the Minutes. All Commissioners in attendance voted in the affirmative to approve the Minutes as submitted. The motion carried.

**Receipt and Filing of the List of Previously Approved Payments and Purchase Orders and Contracts covering the Month of February 2022.**

Chairwoman Parker stated that the List of Previously Approved Payments and List of Previously Approved Purchase Orders and Contracts covering the month for February 2022, were previously provided to all Commissioners. Commissioner Fentress moved to receive and file the lists and Auditor General DeFoor seconded the motion. There were no questions or comments. All Commissioners in attendance voted in the affirmative. The motion carried.

**Approval of Balance Sheet and Equity Statement dated December 31, 2021.**

Chairwoman Parker stated that the Balance Sheet and Equity Statement dated December 31, 2021, were previously provided to all Commissioners. Commissioner Martz moved to receive and file the Balance Sheet and Equity Statement and Commissioner Christy seconded the motion. There were no questions or comments. All Commissioners in attendance voted in the affirmative. The motion carried.

### **Approval of Operations and Maintenance Committee Meeting Minutes of March 1, 2022**

Chairwoman Parker stated that the Minutes of the March 1, 2022 Operations and Maintenance Committee Meeting were previously provided to all Commissioners. There were no comments or corrections. Commissioner Fentress moved to approve the Minutes and Commissioner Nelson seconded the motion. All Commissioners in attendance voted in the affirmative to approve the Minutes as submitted. The motion carried.

### **Adoption of Resolutions Approved by the Operations and Maintenance Committee on March 1, 2022**

Chairwoman Parker stated that there were two (2) Resolutions from the March 1, 2022 Operations & Maintenance Committee Meeting for consideration:

#### **PATCO-22-007      SCADA-CTC Office System Software and Hardware Support.**

PATCO General Manager Rink presented Summary Statement and Resolution No. PATCO-22-007 seeking Board authorization for staff to enter into an agreement with B&C Transit, Inc. to provide SCADA-CTC office system software and hardware support services, in an amount not to exceed \$800,000.00 for a period of five (5) years. Chairwoman Parker inquired whether Commissioners had any questions for staff concerning the Resolution. There were no questions. Commissioner McKinney moved to adopt Resolution No. PATCO-22-007 and Commissioner Perryman seconded the motion. All Commissioners in attendance voted in the affirmative to adopt the Resolution. The motion carried and the Board adopted the Resolution.

#### **PATCO-22-008      Woodcrest Station Shredding Event - 2022.**

PATCO General Manager Rink presented Summary Statement and Resolution No. PATCO-22-008 seeking Board authorization to permit Camden County to hold a shredding event at PATCO's Woodcrest Station parking lot on June 4, 2022. All DRPA/PATCO expenses incurred to provide support services will be reimbursed by Camden County, in an amount not to exceed \$2,000.00. Chairwoman Parker inquired whether Commissioners had any questions for staff concerning the Resolution. There were no questions. Auditor General DeFoor moved to adopt Resolution No. PATCO-22-008 and Commissioner Nelson seconded the motion. Vice Chairman Nash abstained from the vote. All other Commissioners in attendance voted in the affirmative to adopt the Resolution. The motion carried and the Board adopted the Resolution. Chairwoman Parker stated for the record that she is happy to hear that we are providing support services for this event.

### **Approval of Finance Committee Meeting Minutes of March 2, 2022**

Chairwoman Parker stated that the Minutes of the March 2, 2022 Finance Committee Meeting were previously provided to all Commissioners. There were no comments or corrections. Commissioner Sweeney moved to approve the Minutes and Auditor General DeFoor seconded the motion. All Commissioners in attendance voted in the affirmative to approve the Minutes as submitted. The motion carried.

**Adoption of Resolutions Approved by the Finance Committee on March 2, 2022**

Chairwoman Parker stated that there was one (1) Resolution from the March 2, 2022 Finance Committee Meeting for consideration:

**PATCO-22-006      Payment Card Industry (PCI) Compliance Services.**

Information Services Director LaMarca presented Summary Statement and Resolution No. PATCO-22-006 seeking Board authorization for staff to negotiate a contract with ePlus Technology, Inc. for Payment Card Industry (PCI) compliance services for one year, in an amount not to exceed \$119,750.00. This purchase is provided with pricing under the Commonwealth of Pennsylvania's COSTARS 003-078 contract. Chairwoman Parker inquired whether Commissioners had any questions for staff concerning the Resolution. There were no questions. Commissioner Sweeney moved to adopt Resolution No. PATCO-22-006 and Commissioner Powell seconded the motion. All Commissioners in attendance voted in the affirmative to adopt the Resolution. The motion carried and the Board adopted the Resolution.

**Unfinished Business**

Chairwoman Parker stated there were no items for Unfinished Business.

**New Business**

Chairwoman Parker stated there were no items for New Business.


**Executive Session**

Chairwoman stated there were no items for Executive Session.

**Adjournment**

With no further business, Chairwoman Parker proposed to adjourn. Commissioner Fentress moved to adjourn the Meeting. Commissioner Lipsett seconded the motion. All Commissioners in attendance voted in the affirmative. The Meeting concluded at 10:07 a.m.

Respectfully Submitted,



Raymond J. Santarelli, Esquire  
General Counsel and Corporate Secretary

**PATCO MONTHLY LIST OF  
PREVIOUSLY APPROVED PAYMENTS**

**Port Authority Transit Corporation**  
**Monthly List Of Previously Approved Payments 03/01/22 through 03/31/22**  
**Meeting Date 04/20/22**

Vendor Name	Item Description	Resolution # / Authorization	Amount
ANA SOURCING LLC	1st Aid & Safety Equipment	25KTHRES	156.00
ARBILL INDUSTRIES INC	1st Aid & Safety Equipment	25KTHRES	432.00
NEW PIG CORPORATION	1st Aid & Safety Equipment	25KTHRES	116.03
STAUFFER GLOVE & SAFETY	1st Aid & Safety Equipment	25KTHRES	2,139.96
SUPREME SAFETY, INC	1st Aid & Safety Equipment	25KTHRES	668.96
W.B. MASON CO. INC	1st Aid & Safety Equipment	25KTHRES	211.20
	<b>1st Aid &amp; Safety Equipment Total</b>		3,724.15
BRINK'S, INCORPORATED	Armored Car Services	P-18-027	4,473.03
	<b>Armored Car Services Total</b>		4,473.03
REDY BATTERY	Auto Maintenance/Repair Parts	25KTHRES	5,497.00
	<b>Auto Maintenance/Repair Parts Total</b>		5,497.00
MITCHELL REPAIR INFORMATION CO, LLC	Auto Shop Equipment	25KTHRES	2,448.00
	<b>Auto Shop Equipment Total</b>		2,448.00
NICHOLAS DEPUE	Badges/Emblems/Tags	25KTHRES	591.50
	<b>Badges/Emblems/Tags Total</b>		591.50
PABCO INDUSTRIES LLC	Bags/Erosion Equipment	25KTHRES	185.00
	<b>Bags/Erosion Equipment Total</b>		185.00
INDCO INC	Buildings Grounds & Maint.	25KTHRES	77.00
	<b>Buildings Grounds &amp; Maint. Total</b>		77.00
SUPREME SAFETY, INC	Cleaning Materials	25KTHRES	640.80
	<b>Cleaning Materials Total</b>		640.80
DELTA DENTAL OF NEW JERSEY, INC.	Cobra Reimbursement Receivable	D-21-082	151.58
VISION BENEFITS OF AMERICA	Cobra Reimbursement Receivable	D-19-079	36.80
	<b>Cobra Reimbursement Receivable Total</b>		188.38
TINA A LISTON-HORNER	Computer Accessories/Supplies	25KTHRES	1,170.00
	<b>Computer Accessories/Supplies Total</b>		1,170.00
EWT HOLDINGS III CORP	Contract Service Expense	25KTHRES	520.00
JOHNSON CONTROLS US HOLDINGS LLC	Contract Service Expense	25KTHRES	4,066.48
ONE CALL CONCEPTS, INC.	Contract Service Expense	25KTHRES	82.94
SEPTA	Contract Service Expense	P-19-009	359,875.24
TERMINIX INTERNATIONAL COMPANY	Contract Service Expense	25KTHRES	400.00
	<b>Contract Service Expense Total</b>		364,944.66
SDSPRO LLC	Data Processing Services & Switches	25KTHRES	7,871.00
SHI INTERNATIONAL CORP.	Data Processing Services & Switches	25KTHRES	11,100.00
	<b>Data Processing Services &amp; Switches Total</b>		18,971.00
RIGGINS INC	Diesel Fuel	P-21-020Q	5,643.79
	<b>Diesel Fuel Total</b>		5,643.79
ANIXTER INC.	Direct Materials	25KTHRES	247.98
BARTON SUPPLY INC.	Direct Materials	25KTHRES	262.86
BILLOWS ELECTRIC SUPPLY CO INC	Direct Materials	25KTHRES	169.06
CONROY, INC.	Direct Materials	25KTHRES	88.24
HOME DEPOT U.S.A., INC.	Direct Materials	P-21-020M	2,444.22
LOWE'S COMPANIES, INC.	Direct Materials	P-21-020N	527.34
TECHNOLOGIES LANKA INC	Direct Materials	P-21-014E	1,642.01
UNIVERSAL ELECTRONIC SUPPLY CO.	Direct Materials	25KTHRES	52.50
WILLIER ELECTRIC MOTOR REPAIR	Direct Materials	25KTHRES	604.00
	<b>Direct Materials Total</b>		6,038.21
CEMBRE INC.	Electrical & Signal Parts	25KTHRES	1,059.90
COOPER ELECTRIC SUPPLY CO.	Electrical & Signal Parts	25KTHRES	132.60
KAESER COMPRESSORS	Electrical & Signal Parts	25KTHRES	639.11
TINA A LISTON-HORNER	Electrical & Signal Parts	25KTHRES	1,079.50
TRI-DIM FILTER CORPORATION	Electrical & Signal Parts	25KTHRES	948.80
	<b>Electrical &amp; Signal Parts Total</b>		3,859.91
DENNEY ELECTRIC SUPPLY OF AMBLER,	Electrical Components & Parts	25KTHRES	209.99
ELECTRONIC CONNECTIONS	Electrical Components & Parts	25KTHRES	1,118.61
MARTEK INDUSTRIES, INC.	Electrical Components & Parts	25KTHRES	650.00
NEWARK CORPORATION	Electrical Components & Parts	25KTHRES	21.03
	<b>Electrical Components &amp; Parts Total</b>		1,999.63
COLONIAL ELECTRIC SUPPLY COMPANY IN	Electrical Equipment & Supplies	25KTHRES	515.01
SUPREME SAFETY, INC	Electrical Equipment & Supplies	25KTHRES	365.75

TINA A LISTON-HORNER	Electrical Equipment & Supplies	25KTHRES	453.66
	<b>Electrical Equipment &amp; Supplies Total</b>		1,334.42
ATLANTIC CITY ELECTRIC	Electricity Expense	Utility	44.44
CITY OF CAMDEN	Electricity Expense	Utility	66.85
PSE&G CO.	Electricity Expense	Utility	24,406.35
SEPTA	Electricity Expense	Utility	185.74
	<b>Electricity Expense Total</b>		24,703.38
CAREBRIDGE CORPORATION	Employee Assistance Program Payable	D-21-070A	939.36
	<b>Employee Assistance Program Payable Total</b>		939.36
AFLAC	Employee Payroll Deductions	NONE	12,048.31
TREASURER - STATE OF NEW JERSEY	Employee Payroll Deductions	NONE	53,788.42
VOYA FINANCIAL	Employee Payroll Deductions	NONE	50,438.16
	<b>Employee Payroll Deductions Total</b>		116,274.89
GLOBAL EQUIPMENT COMPANY INC.	Equipment & Tools	25KTHRES	645.13
JOSEPH FAZZIO INC.	Equipment & Tools	25KTHRES	112.82
THORNTON ENTERPRISES INC	Equipment & Tools	25KTHRES	105.84
W.W. GRAINGER INC.	Equipment & Tools	25KTHRES	247.46
	<b>Equipment &amp; Tools Total</b>		1,111.25
CUBIC TRANSPORTATION SYSTEMS INC	Fare Collection Equipment	P-21-014B	50,252.50
PARAGON MAGNADATA, INC.	Fare Collection Equipment	25KTHRES	7,778.90
TEAM ONE REPAIR, INC.	Fare Collection Equipment	25KTHRES	885.30
	<b>Fare Collection Equipment Total</b>		58,916.70
BDF CHEMICAL CO INC	Fasteners	25KTHRES	146.40
FELTON L. WALKER	Fasteners	25KTHRES	180.74
HILTI INC	Fasteners	25KTHRES	89.51
KT MT CORP	Fasteners	25KTHRES	45.48
WESTINGHOUSE AIR BRAKE TECHNOLOGIES	Fasteners	P-21-014G	148.57
	<b>FASTENERS Total</b>		610.70
INTERNAL REVENUE SERVICE	Federal/FICA Payroll Taxes	NONE	490,372.33
	<b>Federal/FICA Payroll Taxes Total</b>		490,372.33
IRVINE FIRE & SAFETY EQUIPMENT INC	Fire Protection Equipment	25KTHRES	1,376.00
	<b>Fire Protection Equipment Total</b>		1,376.00
ANA SOURCING LLC	Floor Maintenance Equipment	25KTHRES	265.95
	<b>Floor Maintenance Equipment Total</b>		265.95
HOUGH PETROLEUM CORP	Fuel/Oil/Grease	25KTHRES	698.50
THORNTON ENTERPRISES INC	Fuel/Oil/Grease	25KTHRES	213.35
TRISTATE INDUSTRIAL DISTRIBUTORS OF	Fuel/Oil/Grease	25KTHRES	251.76
VAL-U AUTO PARTS LLC	Fuel/Oil/Grease	25KTHRES	59.52
W.W. GRAINGER INC.	Fuel/Oil/Grease	25KTHRES	129.92
	<b>Fuel/Oil/Grease Total</b>		1,353.05
ALSTOM SIGNALING INC.	Hand Tools	P-20-021	343.39
CONTEMPORARY MACHINERY &	Hand Tools	25KTHRES	207.16
FELTON L. WALKER	Hand Tools	25KTHRES	63.35
INDCO INC	Hand Tools	25KTHRES	91.00
SNAP-ON INCORPORATED	Hand Tools	25KTHRES	1,628.39
TRISTATE INDUSTRIAL DISTRIBUTORS OF	Hand Tools	25KTHRES	2,970.45
WHARTON HARDWARE & SUPPLY CORP.	Hand Tools	25KTHRES	1,332.58
	<b>Hand Tools Total</b>		6,636.32
INDCO INC	Hardware & Related	25KTHRES	20.00
	<b>Hardware &amp; Related Total</b>		20.00
SOUTH JERSEY GAS COMPANY	Heating Expense	Utility	26,620.52
	<b>Heating Expense Total</b>		26,620.52
TRI-DIM FILTER CORPORATION	HVAC	25KTHRES	381.84
	<b>HVAC Total</b>		381.84
APPLIED INDUSTRIAL TECHNOLOGIES, IN	Janitorial Supplies	25KTHRES	186.20
FELTON L. WALKER	Janitorial Supplies	25KTHRES	43.75
INDCO INC	Janitorial Supplies	25KTHRES	593.16
	<b>Janitorial Supplies Total</b>		823.11
FLATIRON CRANE OPERATING COMPANY,	Material Handling & Storage	25KTHRES	2,560.00
	<b>Material Handling &amp; Storage Total</b>		2,560.00
AMERIHEALTH INSURANCE COMPANY	Medical	D-21-081	182,676.34
DELTA DENTAL OF NEW JERSEY, INC.	Medical	D-21-082	7,470.92
	<b>Medical Total</b>		190,147.26
W.B. MASON CO. INC	Office Supplies	D-20-126	584.00
	<b>Office Supplies Total</b>		584.00

W.B. MASON CO. INC	Other Office Expenses	D-20-069	1,314.96
	<b>Other Office Expenses Total</b>		1,314.96
PA DEPT OF REVENUE	PA Payroll Taxes	NONE	11,035.93
	<b>PA Payroll Taxes Total</b>		11,035.93
CUBIC TRANSPORTATION SYSTEMS INC	Professional Services	TEP31812	5,286.79
	<b>Professional Services Total</b>		5,286.79
PATCO - Payroll Account	Payroll For Accounting Period	NONE	1,572,764.50
	<b>Payroll For Accounting Period Total</b>		1,572,764.50
PNC BANK P-CARD	P-Card Purchases	NONE	53,825.56
	<b>P-Card Purchases Total</b>		53,825.56
PA STATE EMPLOYEES RETIREMENT SYSTE	Pension - SERS	NONE	226,552.80
	<b>Pension - SERS Total</b>		226,552.80
CITY OF PHILADELPHIA	Philadelphia Payroll Taxes	NONE	7,210.24
	<b>Philadelphia Payroll Taxes Total</b>		7,210.24
FELTON L. WALKER	Plumbing Equipment & Supplies	25KTHRES	22.87
M S C INDUSTRIAL SUPPLY CO. INC.	Plumbing Equipment & Supplies	25KTHRES	78.61
TRISTATE INDUSTRIAL DISTRIBUTORS OF	Plumbing Equipment & Supplies	25KTHRES	58.10
	<b>Plumbing Equipment &amp; Supplies Total</b>		159.58
FEDERAL EXPRESS CORPORATION	Postage Expenses	25KTHRES	930.31
	<b>Postage Expenses Total</b>		930.31
STV INCORPORATED	Professional Fees - Consulting	P-20-003	63,752.09
TRANSPORTATION RESOURCE ASSOCIATES	Professional Fees - Consulting	P-20-003	6,748.05
	<b>Professional Fees - Consulting Total</b>		70,500.14
STEVENS & LEE	Professional Fees - Labor Relations	D-19-030	220.00
	<b>Professional Fees - Labor Relations Total</b>		220.00
PENNSYLVANIA OFFICE OF LABOR &	Professional Fees - Litigation Costs	25KTHRES	731.00
	<b>Professional Fees - Litigation Costs Total</b>		731.00
U.S. REGIONAL OCCUPATIONAL HEALTH	Professional Fees - Medical	P-18-004	778.00
	<b>Professional Fees - Medical Total</b>		778.00
ACADACA, LLC	Professional Services	P-18-005	29,664.14
BENEFIT HARBOR LP	Professional Services	D-20-094	2,400.64
	<b>Professional Services Total</b>		32,064.78
PECO - PAYMENT PROCESSING	Purchased Power	P-20-012	42,526.03
PSE&G CO.	Purchased Power	P-20-012	87,338.62
TOTAL STRONG, LLC	Purchased Power	P-20-012	59,843.03
	<b>Purchased Power Total</b>		189,707.68
GRM INFORMATION MANAGEMENT SERVICES	Records Management Fees	D-20-090	75.63
	<b>Records Management Fees Total</b>		75.63
BRAIN MULVENNA	Refund	25KTHRES	20.00
CHERYL SIMS	Refund	25KTHRES	16.60
DANIEL BITLER	Refund	25KTHRES	21.00
DARREN J. VITALO	Refund	25KTHRES	7.00
DENISE MATTIA	Refund	25KTHRES	9.60
DONNA MARIE SMITH	Refund	25KTHRES	19.00
DOUGLAS PROUD	Refund	25KTHRES	20.80
HARRY & CAROLINE McCONVILLE	Refund	25KTHRES	61.88
JAMES & PATRICIA RAHN	Refund	25KTHRES	27.20
JOHN CORRADO	Refund	25KTHRES	74.50
JOHN RYAN	Refund	25KTHRES	27.20
KEVIN COLE	Refund	25KTHRES	20.00
LENA DALY	Refund	25KTHRES	23.28
LOIS SAIDEL	Refund	25KTHRES	22.50
MARCOS FAZZINO	Refund	25KTHRES	25.00
MARY CONNER	Refund	25KTHRES	19.00
QIBEN DAI	Refund	25KTHRES	36.50
QUAY STONER	Refund	25KTHRES	28.60
SANJYOT BHRIRELI	Refund	25KTHRES	11.00
SCOTT KILLIAM	Refund	25KTHRES	20.00
SIXTA CRUZ	Refund	25KTHRES	10.00
THOMAS SHAY	Refund	25KTHRES	8.36
	<b>Refund Total</b>		529.02
PITNEY BOWES INC	Rent/Lease-Office Equipment	25KTHRES	219.00
	<b>Rent/Lease-Office Equipment Total</b>		219.00
DIRECTV	Rental Expenses - Other	25KTHRES	159.98
	<b>Rental Expenses - Other Total</b>		159.98

JESCO INC.	Repair Parts - Snow Removal Equipment	25KTHRES	289.86
	<b>Repair Parts - Snow Removal Equipment Total</b>		289.86
CERTIFIED SPEEDOMETER SERVICE INC	Repairs and Maintenance - Other	25KTHRES	288.00
	<b>Repairs and Maintenance - Other Total</b>		288.00
DEFINO LAW ASSOCIATES, P.C.	Reserve for Self Insurance	NONE	17,500.00
SUSAN GOLD AND LISS & MARION, P.C.	Reserve for Self Insurance	NONE	20,000.00
	<b>Reserve for Self Insurance Total</b>		37,500.00
AMERIHEALTH INSURANCE COMPANY	Retiree Medical Insurance	D-21-081	18,298.15
	<b>Retiree Medical Insurance Total</b>		18,298.15
HORIZON BLUE CROSS BLUE SHIELD OF N	Retiree Medical Prescription Insurance Over 65	D-21-092	16,731.21
	<b>Retiree Medical Prescription Insurance Over 65 Total</b>		16,731.21
D.R. SCOTT, INC. DBA	Salt-Sodium Chloride	25KTHRES	4,542.80
	<b>Salt-Sodium Chloride Total</b>		4,542.80
JOHNSON CONTROLS FIRE PROTECTION LP	Security/Fire/Emergency Services	P-19-014	50,260.92
	<b>Security/Fire/Emergency Services Total</b>		50,260.92
MORTON SALT, INC.	Snow Removal - Salt & Supplies	D-21-087	12,471.97
	<b>Snow Removal - Salt &amp; Supplies Total</b>		12,471.97
TEAMSTERS HEALTH & WELFARE	Teamsters Health and Welfare	P-20-024	300,895.40
	<b>Teamsters Health and Welfare Total</b>		300,895.40
TEAMSTER PENSION FUND	Teamsters Pension	D-18-090	120,274.95
	<b>Teamsters Pension Total</b>		120,274.95
TEAMSTERS LOCAL UNION 676	Teamsters Union Dues	NONE	11,716.00
	<b>Teamsters Union Dues Total</b>		11,716.00
CUBIC TRANSPORTATION SYSTEMS INC	Technology Expense	P-21-011D	31,159.05
	<b>Technology Expense Total</b>		31,159.05
SAP NATIONAL SECURITY SERVICES INC	Technology Service Contracts	D-21-007	60,844.81
	<b>Technology Service Contracts Total</b>		60,844.81
MCI COMMUNICATIONS SERVICES INC	Telephone & Telecom Expense	Utility	839.16
VERIZON	Telephone & Telecom Expense	Utility	586.30
	<b>Telephone &amp; Telecom Expense Total</b>		1,425.46
CUBIC TRANSPORTATION SYSTEMS INC	Temp Services - Customer Service Center	P-20-005	32,408.75
	<b>Temp Services - Customer Service Center Total</b>		32,408.75
ISEARCH PARTNERS INC	Temporary Services	D-19-058	4,679.28
	<b>Temporary Services Total</b>		4,679.28
TREASURER - STATE OF NEW JERSEY	Testing and Inspection Fees	25KTHRES	2,490.00
	<b>Testing and Inspection Fees Total</b>		2,490.00
TIRE CORRAL OF AMERICA, INC.	Tires and Tubes	25KTHRES	583.90
TIRE-TECH, INC.	Tires and Tubes	25KTHRES	2,320.52
	<b>Tires and Tubes Total</b>		2,904.42
HITACHI RAIL STS USA, INC.	Track & Right of Way Maint	P-20-027	208.26
KAESER COMPRESSORS	Track & Right of Way Maint	25KTHRES	913.76
RAILROAD TOOLS AND SOLUTIONS LLC	Track & Right of Way Maint	25KTHRES	692.31
	<b>Track &amp; Right of Way Maint Total</b>		1,814.33
MOTIVE POWER INC.	Traction Motor Rebuilds	P-19-018	54,190.60
RAM INDUSTRIAL SERVICES, LLC	Traction Motor Rebuilds	P-19-018	99,296.00
SHERWOOD ELECTROMOTION INC.	Traction Motor Rebuilds	P-19-018	54,435.00
WALCO ELECTRIC COMPANY	Traction Motor Rebuilds	P-19-018	150,503.00
	<b>Traction Motor Rebuilds Total</b>		358,424.60
DIGI-KEY CORPORATION	Transit Car Equipment-Electrical	25KTHRES	253.55
KC ELECTRONIC DISTRIBUTORS INC	Transit Car Equipment-Electrical	25KTHRES	334.16
MARTEK INDUSTRIES, INC.	Transit Car Equipment-Electrical	25KTHRES	432.00
SCHALTBAU NORTH AMERICA	Transit Car Equipment-Electrical	P-21-020K	4,976.00
TACTICAL PUBLIC SAFETY LLC	Transit Car Equipment-Electrical	25KTHRES	2,508.00
TEKNOWARE, INC.	Transit Car Equipment-Electrical	P-21-020J	7,375.00
WESTINGHOUSE AIR BRAKE TECHNOLOGIES	Transit Car Equipment-Electrical	P-20-021	1,108.80
	<b>Transit Car Equipment-Electrical Total</b>		16,987.51
APPLIED INDUSTRIAL TECHNOLOGIES, IN	Transit Car Equipment-Mechanical	25KTHRES	5,750.44
FRANKLIN FIBRE-LAMITEX CORP.	Transit Car Equipment-Mechanical	25KTHRES	570.60
HADADY CORPORATION	Transit Car Equipment-Mechanical	25KTHRES	4,130.56
JAMAICA BEARINGS CO INC.	Transit Car Equipment-Mechanical	25KTHRES	4,523.90
KT MT CORP	Transit Car Equipment-Mechanical	25KTHRES	1,603.80
MAC PRODUCTS, INC	Transit Car Equipment-Mechanical	25KTHRES	1,017.35
WESTINGHOUSE AIR BRAKE TECHNOLOGIES	Transit Car Equipment-Mechanical	P-20-021	25,883.53
	<b>Transit Car Equipment-Mechanical Total</b>		43,480.18
TAB INC	Trash Removal	25KTHRES	416.68

WASTE MANAGEMENT OF NEW JERSEY, INC	Trash Removal	P-20-011	6,179.82
	<b>Trash Removal Total</b>		6,596.50
Daniel J. Caruso	Tuition Reimbursement Expense	25KTHRES	1,926.00
	<b>Tuition Reimbursement Expense Total</b>		1,926.00
UNIFIRST CORPORATION	Uniform Cleaning Expense	P-19-024	4,577.38
	<b>Uniform Cleaning Expense Total</b>		4,577.38
LEHIGH OUTFITTERS	Uniform Expense	P-21-017	4,859.57
PNC BANK P-CARD	Uniform Expense	NONE	1,465.23
SLATEBELT SAFETY	Uniform Expense	25KTHRES	185.00
W.B. MASON CO. INC	Uniform Expense	25KTHRES	299.80
	<b>Uniform Expense Total</b>		6,809.60
ECHELON FORD INC	Vehicle Parts for Repairs	25KTHRES	3,603.99
GENUINE PART COMPANY	Vehicle Parts for Repairs	25KTHRES	1,926.97
	<b>Vehicle Parts for Repairs Total</b>		5,530.96
VISION BENEFITS OF AMERICA	Vision Insurance Medical	D-19-079	1,604.50
	<b>Vision Insurance Medical Total</b>		1,604.50
EXPERTPAY CHILD SUPPORT	Wage Attachment	NONE	5,682.18
SUPERIOR COURT OF NJ SPECIAL CIVIL	Wage Attachment	NONE	572.09
	<b>Wage Attachment Total</b>		6,254.27
CITY OF CAMDEN	Water & Sewer Expense	Utility	207.33
CITY OF PHILA	Water & Sewer Expense	Utility	367.19
NEW JERSEY AMERICAN WATER	Water & Sewer Expense	Utility	2,753.45
TOWNSHIP OF VOORHEES	Water & Sewer Expense	Utility	155.00
	<b>Water &amp; Sewer Expense Total</b>		3,482.97
FELTON L. WALKER	Welding Equipment & Supplies	25KTHRES	26.00
	<b>Welding Equipment &amp; Supplies Total</b>		26.00
CAPEHART & SCATCHARD	Worker's Comp Reserve	D-19-030	423.00
COOPER LEVENSON, PA	Worker's Comp Reserve	D-19-030	1,280.00
MALAMUT & ASSOCIATES, LLC	Worker's Comp Reserve	D-19-030	2,047.50
MATTLEMAN, WEINROTH & MILLER, P.C.	Worker's Comp Reserve	D-19-030	795.00
SCIBAL ASSOCIATES INC	Worker's Comp Reserve	P-21-019	163,268.86
	<b>Worker's Comp Reserve Total</b>		167,814.36
	<b>Grand Total</b>		4,854,059.23

\* D indicates a DRPA resolution

\* P indicates a PATCO resolution

**PATCO MONTHLY LIST OF  
PREVIOUSLY APPROVED  
PURCHASE ORDERS & CONTRACTS**

## PATCO Monthly List of Previously Approved Purchase Order Contracts - March 2022

Purchasing Document	Item	Document Date	Vendor/supplying plant		Material Group Desc.	Net Order Value
4500017213						42.99
4500017213	1	3/1/2022	101037	NEWARK CORPORATION	FARE COLLECTION EQP	42.99
4500017214						5,500.00
4500017214	1	3/1/2022	102405	PROFESSIONAL SPORTS PUBLICATIONS	AD/PROMO ITEMS	5,500.00
4500017221						1,473.20
4500017221	1	3/1/2022	100863	ENCORE RAIL SYSTEMS, INC.	BLDGS/GRNDS- MAINT.	1,473.20
4500017222						282.97
4500017222	1	3/1/2022	102708	CARR'S HARDWARE	HAND TOOLS	125.00
4500017222	2	3/1/2022	102708	CARR'S HARDWARE	HAND TOOLS	47.00
4500017222	3	3/1/2022	102708	CARR'S HARDWARE	HAND TOOLS	96.00
4500017222	4	3/1/2022	102708	CARR'S HARDWARE	HAND TOOLS	14.97
4500017223						334.18
4500017223	1	3/1/2022	100302	FELTON L. WALKER	HAND TOOLS	84.36
4500017223	2	3/1/2022	100302	FELTON L. WALKER	HAND TOOLS	44.75
4500017223	3	3/1/2022	100302	FELTON L. WALKER	HAND TOOLS	37.55
4500017223	4	3/1/2022	100302	FELTON L. WALKER	HAND TOOLS	167.52
4500017224						606.00
4500017224	1	3/1/2022	101067	TINA A LISTON-HORNER	ELEC EQP/SUPP-NO CBL	80.00
4500017224	2	3/1/2022	101067	TINA A LISTON-HORNER	ELEC&SIG PARTS/MAINT	405.00
4500017224	3	3/1/2022	101067	TINA A LISTON-HORNER	ELEC EQP/SUPP-NO CBL	121.00
4500017225						410.99
4500017225	1	3/1/2022	101191	TRISTATE INDUSTRIAL DISTRIBUTORS OF	PAINT-COATINGS, ETC	45.60
4500017225	2	3/1/2022	101191	TRISTATE INDUSTRIAL DISTRIBUTORS OF	HAND TOOLS	84.75
4500017225	3	3/1/2022	101191	TRISTATE INDUSTRIAL DISTRIBUTORS OF	PAINT-COATINGS, ETC	43.20
4500017225	5	3/1/2022	101191	TRISTATE INDUSTRIAL DISTRIBUTORS OF	HAND TOOLS	57.50
4500017225	6	3/1/2022	101191	TRISTATE INDUSTRIAL DISTRIBUTORS OF	HAND TOOLS	179.94
4500017226						480.59
4500017226	1	3/1/2022	100176	FJC, INC.	ELECTRON COMPON/PRTS	308.77
4500017226	2	3/1/2022	100176	FJC, INC.	ELECTRON COMPON/PRTS	171.82
4500017227						1,368.02
4500017227	1	3/1/2022	100667	SNAP-ON INCORPORATED	HAND TOOLS	98.02
4500017227	2	3/1/2022	100667	SNAP-ON INCORPORATED	HAND TOOLS	88.65
4500017227	3	3/1/2022	100667	SNAP-ON INCORPORATED	HAND TOOLS	68.76
4500017227	5	3/1/2022	100667	SNAP-ON INCORPORATED	HAND TOOLS	94.71
4500017227	6	3/1/2022	100667	SNAP-ON INCORPORATED	HAND TOOLS	291.24
4500017227	7	3/1/2022	100667	SNAP-ON INCORPORATED	HAND TOOLS	57.80
4500017227	8	3/1/2022	100667	SNAP-ON INCORPORATED	HAND TOOLS	98.75
4500017227	10	3/1/2022	100667	SNAP-ON INCORPORATED	HAND TOOLS	51.15
4500017227	11	3/1/2022	100667	SNAP-ON INCORPORATED	HAND TOOLS	518.94
4500017231						696.66
4500017231	1	3/1/2022	100318	NEW PIG CORPORATION	1ST AID & SAFETY EQP	696.66
4500017233						160.00
4500017233	1	3/1/2022	100379	QUIK STITCH EMBROIDERY	CLOTHING UNIFORM	160.00
4500017234						160.00
4500017234	1	3/1/2022	100379	QUIK STITCH EMBROIDERY	CLOTHING UNIFORM	160.00
4500017238						490.80
4500017238	1	3/2/2022	101852	EMERALD BUSINESS SUPPLY INC.	PAPER OFFCE/PRT SHOP	490.80
4500017240						8,592.00
4500017240	1	3/3/2022	101233	WESTINGHOUSE AIR BRAKE TECHNOLOGIES	TRAN CAR EQUIP-MECH	1,944.00
4500017240	2	3/3/2022	101233	WESTINGHOUSE AIR BRAKE TECHNOLOGIES	MACH/HW, INDUSTRIAL	3,192.00
4500017240	3	3/3/2022	101233	WESTINGHOUSE AIR BRAKE TECHNOLOGIES	TRAN CAR EQUIP-MECH	3,456.00
4500017243						5,004.20
4500017243	1	3/3/2022	101876	SCHALTBAU NORTH AMERICA	TRANS CAR EQUIP-ELEC	5,004.20
4500017244						207.88
4500017244	1	3/3/2022	100386	RAILROAD TOOLS AND SOLUTIONS LLC	HAND TOOLS	207.88
4500017245						178.80
4500017245	1	3/3/2022	100449	TEAM ONE REPAIR, INC.	FARE COLLECTION EQP	178.80
4500017246						226.95
4500017246	1	3/3/2022	100221	HOUGH PETROLEUM CORP	FUEL/OIL/GREASE	226.95
4500017249						375.50
4500017249	1	3/4/2022	100231	INDCO INC	JANITORIAL SUPPLIES	375.50

## PATCO Monthly List of Previously Approved Purchase Order Contracts - March 2022

4500017250						96.12
4500017250	1	3/4/2022	100732	APPLIED INDUSTRIAL TECHNOLOGIES, IN	EPOXY FORMULATIONS	96.12
4500017251						40.00
4500017251	1	3/4/2022	100939	IRVINE FIRE & SAFETY EQUIPMENT INC	FIRE PROTECTION EQP	40.00
4500017252						176.50
4500017252	1	3/4/2022	100191	GKY INDUSTRIES	FASTENERS	16.00
4500017252	2	3/4/2022	100191	GKY INDUSTRIES	FASTENERS	12.00
4500017252	3	3/4/2022	100191	GKY INDUSTRIES	FASTENERS	12.00
4500017252	4	3/4/2022	100191	GKY INDUSTRIES	FASTENERS	13.00
4500017252	5	3/4/2022	100191	GKY INDUSTRIES	FASTENERS	15.00
4500017252	6	3/4/2022	100191	GKY INDUSTRIES	FASTENERS	56.00
4500017252	7	3/4/2022	100191	GKY INDUSTRIES	FASTENERS	52.50
4500017253						113.58
4500017253	1	3/4/2022	102672	US ELECTRICAL SERVICES, INC.	HAND TOOLS	113.58
4500017254						4,914.00
4500017254	1	3/4/2022	102327	S&C DISTRIBUTION COMPANY	ELEC&SIG PARTS/MAINT	4,914.00
4500017256						2,135.00
4500017256	1	3/4/2022	102356	TEKNOWARE, INC.	TRANS CAR EQUIP-ELEC	2,135.00
4500017257						175.20
4500017257	1	3/4/2022	100436	STAUFFER GLOVE & SAFETY	1ST AID & SAFETY EQP	102.24
4500017257	2	3/4/2022	100436	STAUFFER GLOVE & SAFETY	1ST AID & SAFETY EQP	72.96
4500017258						243.00
4500017258	1	3/4/2022	100735	ARBILL INDUSTRIES INC	1ST AID & SAFETY EQP	243.00
4500017259						249.60
4500017259	1	3/4/2022	102375	ANA SOURCING LLC	1ST AID & SAFETY EQP	249.60
4500017260						720.00
4500017260	1	3/4/2022	100650	FRANKLIN FIBRE-LAMITEX CORP.	TRAN CAR EQUIP-MECH	720.00
4500017261						9,962.15
4500017261	1	3/4/2022	101180	SAVERIO A DIMAIO	TRAN CAR EQUIP-MECH	9,962.15
4500017269						344.00
4500017269	1	3/8/2022	101973	SUPREME SAFETY, INC	TRANS CAR EQUIP-ELEC	344.00
4500017272						7,871.00
4500017272	1	3/8/2022	100672	SDSPRO LLC	DATA PROC SRVS & SW	4,350.00
4500017272	2	3/8/2022	100672	SDSPRO LLC	DATA PROC SRVS & SW	3,521.00
4500017273						1,965.00
4500017273	1	3/8/2022	100828	CUBIC TRANSPORTATION SYSTEMS INC	FARE COLLECTION EQP	655.00
4500017273	2	3/8/2022	100828	CUBIC TRANSPORTATION SYSTEMS INC	FARE COLLECTION EQP	655.00
4500017273	3	3/8/2022	100828	CUBIC TRANSPORTATION SYSTEMS INC	FARE COLLECTION EQP	655.00
4500017275						944.44
4500017275	1	3/10/2022	101189	TRI-DIM FILTER CORPORATION	HVAC	179.04
4500017275	2	3/10/2022	101189	TRI-DIM FILTER CORPORATION	TRAN CAR EQUIP-MECH	765.40
4500017276						62.00
4500017276	1	3/10/2022	100042	ALP INDUSTRIES INC	1ST AID & SAFETY EQP	62.00
4500017279						467.61
4500017279	1	3/10/2022	100915	HILTI INC	BLDGS/GRNDS- MAINT.	467.61
4500017280						1,508.50
4500017280	1	3/10/2022	101973	SUPREME SAFETY, INC	1ST AID & SAFETY EQP	65.00
4500017280	2	3/10/2022	101973	SUPREME SAFETY, INC	1ST AID & SAFETY EQP	79.50
4500017280	3	3/10/2022	101973	SUPREME SAFETY, INC	ELECTRON COMPON/PRTS	1,364.00
4500017282						2,532.51
4500017282	1	3/10/2022	100302	FELTON L. WALKER	PLUMBING EQP & SUPP	122.85
4500017282	2	3/10/2022	100302	FELTON L. WALKER	PLUMBING EQP & SUPP	1,582.00
4500017282	3	3/10/2022	100302	FELTON L. WALKER	FASTENERS	26.16
4500017282	4	3/10/2022	100302	FELTON L. WALKER	TRAN CAR EQUIP-MECH	801.50
4500017283						930.00
4500017283	1	3/10/2022	100919	HOMELAND INDUSTRIAL SUPPLY INC	BLDGS/GRNDS- MAINT.	930.00
4500017296						200.00
4500017296	1	3/11/2022	103067	POLES INC	BLDGS/GRNDS- MAINT.	200.00
4500017297						199.50
4500017297	1	3/11/2022	100393	REFLECTIVE APPAREL FACTORY, INC	CLOTHING UNIFORM	99.75
4500017297	2	3/11/2022	100393	REFLECTIVE APPAREL FACTORY, INC	CLOTHING UNIFORM	84.75
4500017297	3	3/11/2022	100393	REFLECTIVE APPAREL FACTORY, INC	CLOTHING UNIFORM	15.00
4500017298						180.00

## PATCO Monthly List of Previously Approved Purchase Order Contracts - March 2022

4500017298	1	3/11/2022	100755	BDF CHEMICAL CO INC	FASTENERS	25.00
4500017298	2	3/11/2022	100755	BDF CHEMICAL CO INC	FASTENERS	80.00
4500017298	3	3/11/2022	100755	BDF CHEMICAL CO INC	FASTENERS	75.00
4500017299						330.10
4500017299	1	3/11/2022	100684	SOSMETAL PRODUCTS INC	OFFICE SUPPLIES	330.10
4500017300						6,466.68
4500017300	1	3/11/2022	100458	THE HORNE PRODUCTS, INC.	TRAN CAR EQUIP-MECH	6,466.68
4500017301						203.72
4500017301	1	3/11/2022	100646	W.W. GRAINGER INC.	FASTENERS	203.72
4500017302						1,714.90
4500017302	1	3/11/2022	100915	HILTI INC	FASTENERS	1,714.90
4500017303						417.22
4500017303	1	3/11/2022	100231	INDCO INC	JANITORIAL SUPPLIES	122.50
4500017303	2	3/11/2022	100231	INDCO INC	HARDWARE & RELATED	99.60
4500017303	3	3/11/2022	100231	INDCO INC	JANITORIAL SUPPLIES	68.16
4500017303	4	3/11/2022	100231	INDCO INC	JANITORIAL SUPPLIES	126.96
4500017304						117.00
4500017304	1	3/11/2022	100167	ENGINEERED HYDRAULICS, INC	PLUMBING EQP & SUPP	117.00
4500017305						59.75
4500017305	1	3/11/2022	100512	WHARTON HARDWARE & SUPPLY CORP.	HAND TOOLS	59.75
4500017306						972.72
4500017306	1	3/14/2022	100501	W.B. MASON CO. INC	COOLERS/BTL WATER	972.72
4500017307						1,834.05
4500017307	1	3/14/2022	101191	TRISTATE INDUSTRIAL DISTRIBUTORS OF	JANITORIAL SUPPLIES	184.80
4500017307	2	3/14/2022	101191	TRISTATE INDUSTRIAL DISTRIBUTORS OF	HAND TOOLS	269.10
4500017307	3	3/14/2022	101191	TRISTATE INDUSTRIAL DISTRIBUTORS OF	JANITORIAL SUPPLIES	122.60
4500017307	4	3/14/2022	101191	TRISTATE INDUSTRIAL DISTRIBUTORS OF	HAND TOOLS	63.50
4500017307	5	3/14/2022	101191	TRISTATE INDUSTRIAL DISTRIBUTORS OF	CLEANING MATERIALS	340.40
4500017307	6	3/14/2022	101191	TRISTATE INDUSTRIAL DISTRIBUTORS OF	HAND TOOLS	45.90
4500017307	7	3/14/2022	101191	TRISTATE INDUSTRIAL DISTRIBUTORS OF	HAND TOOLS	53.75
4500017307	8	3/14/2022	101191	TRISTATE INDUSTRIAL DISTRIBUTORS OF	PAINT-COATINGS, ETC	532.20
4500017307	9	3/14/2022	101191	TRISTATE INDUSTRIAL DISTRIBUTORS OF	PAINT-COATINGS, ETC	221.80
4500017308						1,847.28
4500017308	1	3/14/2022	102737	ERICO INTERNATIONAL CORPORATION	ELEC&SIG PARTS/MAINT	1,847.28
4500017309						3,598.60
4500017309	1	3/15/2022	101233	WESTINGHOUSE AIR BRAKE TECHNOLOGIES	TRAN CAR EQUIP-MECH	96.00
4500017309	2	3/15/2022	101233	WESTINGHOUSE AIR BRAKE TECHNOLOGIES	TRAN CAR EQUIP-MECH	857.60
4500017309	3	3/15/2022	101233	WESTINGHOUSE AIR BRAKE TECHNOLOGIES	TRAN CAR EQUIP-MECH	880.00
4500017309	4	3/15/2022	101233	WESTINGHOUSE AIR BRAKE TECHNOLOGIES	TRAN CAR EQUIP-MECH	1,765.00
4500017312						7,894.80
4500017312	1	3/15/2022	100059	ATLANTIC TACTICAL, INC	POLICE EQP AND SUPP	7,894.80
4500017315						85.60
4500017315	1	3/16/2022	102422	GALLAWAY GLOVE & SAFETY	1ST AID & SAFETY EQP	85.60
4500017316						211.20
4500017316	1	3/16/2022	100734	ARAMSCO, INC.	1ST AID & SAFETY EQP	211.20
4500017317						90.22
4500017317	1	3/16/2022	100501	W.B. MASON CO. INC	OFFICE SUPPLIES	90.22
4500017318						1,237.50
4500017318	1	3/16/2022	100525	Y-PERS, INC.	1ST AID & SAFETY EQP	1,237.50
4500017319						488.10
4500017319	1	3/16/2022	101233	WESTINGHOUSE AIR BRAKE TECHNOLOGIES	TRAN CAR EQUIP-MECH	257.40
4500017319	2	3/16/2022	101233	WESTINGHOUSE AIR BRAKE TECHNOLOGIES	TRAN CAR EQUIP-MECH	230.70
4500017320						21,147.00
4500017320	1	3/16/2022	103354	AAAA OFFICE & WAREHOUSE SURPLUS INC	FURNITURE	21,147.00
4500017322						2,115.37
4500017322	1	3/16/2022	100667	SNAP-ON INCORPORATED	HAND TOOLS	96.00
4500017322	2	3/16/2022	100667	SNAP-ON INCORPORATED	HAND TOOLS	55.35
4500017322	3	3/16/2022	100667	SNAP-ON INCORPORATED	HAND TOOLS	235.80
4500017322	4	3/16/2022	100667	SNAP-ON INCORPORATED	HAND TOOLS	296.00
4500017322	5	3/16/2022	100667	SNAP-ON INCORPORATED	HAND TOOLS	85.20
4500017322	6	3/16/2022	100667	SNAP-ON INCORPORATED	HAND TOOLS	385.95
4500017322	7	3/16/2022	100667	SNAP-ON INCORPORATED	HAND TOOLS	124.70
4500017322	8	3/16/2022	100667	SNAP-ON INCORPORATED	HAND TOOLS	185.65
4500017322	9	3/16/2022	100667	SNAP-ON INCORPORATED	HAND TOOLS	432.42
4500017322	10	3/16/2022	100667	SNAP-ON INCORPORATED	HAND TOOLS	218.30

## PATCO Monthly List of Previously Approved Purchase Order Contracts - March 2022

4500017323							1,715.23
4500017323	1	3/16/2022	101067	TINA A LISTON-HORNER	ELEC EQP/SUPP-NO CBL		164.16
4500017323	2	3/16/2022	101067	TINA A LISTON-HORNER	1ST AID & SAFETY EQP		457.00
4500017323	3	3/16/2022	101067	TINA A LISTON-HORNER	ELEC EQP/SUPP-NO CBL		328.32
4500017323	4	3/16/2022	101067	TINA A LISTON-HORNER	ELEC EQP/SUPP-NO CBL		129.75
4500017323	5	3/16/2022	101067	TINA A LISTON-HORNER	HAND TOOLS		636.00
4500017325							215.30
4500017325	1	3/16/2022	102737	ERICO INTERNATIONAL CORPORATION	TRK&RHT OF WAY MAINT		16.40
4500017325	2	3/16/2022	102737	ERICO INTERNATIONAL CORPORATION	TRK&RHT OF WAY MAINT		2.50
4500017325	3	3/16/2022	102737	ERICO INTERNATIONAL CORPORATION	TRK&RHT OF WAY MAINT		50.80
4500017325	4	3/16/2022	102737	ERICO INTERNATIONAL CORPORATION	TRK&RHT OF WAY MAINT		145.60
4500017326							434.50
4500017326	1	3/16/2022	103311	CHEMPACE CORPORATION	CHEM/SOLV-COMMERCIAL		434.50
4500017327							1,791.00
4500017327	1	3/16/2022	101189	TRI-DIM FILTER CORPORATION	TRAN CAR EQUIP-MECH		1,094.50
4500017327	2	3/16/2022	101189	TRI-DIM FILTER CORPORATION	TRAN CAR EQUIP-MECH		696.50
4500017329							1,071.00
4500017329	1	3/17/2022	100939	IRVINE FIRE & SAFETY EQUIPMENT INC	FIRE PROTECTION EQP		195.00
4500017329	2	3/17/2022	100939	IRVINE FIRE & SAFETY EQUIPMENT INC	FIRE PROTECTION EQP		180.00
4500017329	3	3/17/2022	100939	IRVINE FIRE & SAFETY EQUIPMENT INC	FIRE PROTECTION EQP		220.00
4500017329	4	3/17/2022	100939	IRVINE FIRE & SAFETY EQUIPMENT INC	FIRE PROTECTION EQP		295.00
4500017329	5	3/17/2022	100939	IRVINE FIRE & SAFETY EQUIPMENT INC	FIRE PROTECTION EQP		147.00
4500017329	6	3/17/2022	100939	IRVINE FIRE & SAFETY EQUIPMENT INC	TRAN CAR EQUIP-MECH		34.00
4500017331							2,187.60
4500017331	1	3/17/2022	100449	TEAM ONE REPAIR, INC.	FARE COLLECTION EQP		2,187.60
4500017334							279.80
4500017334	1	3/17/2022	100501	W.B. MASON CO. INC	CLOTHING ACCESSORIES		279.80
4500017335							187.50
4500017335	1	3/17/2022	100326	NORTHSTAR INDUSTRIAL SUPPLY, LLC	CLOTHING UNIFORM		57.50
4500017335	2	3/17/2022	100326	NORTHSTAR INDUSTRIAL SUPPLY, LLC	CLOTHING UNIFORM		100.00
4500017335	3	3/17/2022	100326	NORTHSTAR INDUSTRIAL SUPPLY, LLC	CLOTHING UNIFORM		30.00
4500017336							21,012.50
4500017336	1	3/17/2022	101514	JAMES L. HOWARD & CO., INC.	TRANS CAR EQUIP-ELEC		21,012.50
4500017338							91.87
4500017338	1	3/18/2022	100191	GKY INDUSTRIES	FASTENERS		7.50
4500017338	2	3/18/2022	100191	GKY INDUSTRIES	FASTENERS		84.37
4500017339							1,750.00
4500017339	1	3/18/2022	100919	HOMELAND INDUSTRIAL SUPPLY INC	BLDGS/GRNDS- MAINT.		1,750.00
4500017341							876.64
4500017341	1	3/18/2022	100252	T&T SUPPLY CO	ELEC&SIG PARTS/MAINT		876.64
4500017342							1,484.09
4500017342	1	3/18/2022	100302	FELTON L. WALKER	FASTENERS		57.48
4500017342	2	3/18/2022	100302	FELTON L. WALKER	HAND TOOLS		171.15
4500017342	3	3/18/2022	100302	FELTON L. WALKER	HAND TOOLS		34.56
4500017342	4	3/18/2022	100302	FELTON L. WALKER	HAND TOOLS		124.40
4500017342	5	3/18/2022	100302	FELTON L. WALKER	TRAN CAR EQUIP-MECH		1,096.50
4500017343							6,107.40
4500017343	1	3/18/2022	102624	TESCO- THE EASTERN SPECIALTY CO	ELEC EQP/SUPP-NO CBL		6,107.40
4500017345							543.92
4500017345	1	3/18/2022	102708	CARR'S HARDWARE	HAND TOOLS		43.96
4500017345	2	3/18/2022	102708	CARR'S HARDWARE	HAND TOOLS		19.96
4500017345	3	3/18/2022	102708	CARR'S HARDWARE	JANITORIAL SUPPLIES		390.00
4500017345	4	3/18/2022	102708	CARR'S HARDWARE	HAND TOOLS		90.00
4500017347							375.00
4500017347	1	3/21/2022	100828	CUBIC TRANSPORTATION SYSTEMS INC	FARE COLLECTION EQP		375.00
4500017348							5,359.00
4500017348	1	3/21/2022	100913	HELWIG CARBON PRODUCTS, INC.	TRAN CAR EQUIP-MECH		5,359.00
4500017349							2,290.71
4500017349	1	3/21/2022	100449	TEAM ONE REPAIR, INC.	FARE COLLECTION EQP		1,198.04
4500017349	2	3/21/2022	100449	TEAM ONE REPAIR, INC.	FARE COLLECTION EQP		1,092.67
4500017351							208.90
4500017351	1	3/22/2022	100428	THORNTON ENTERPRISES INC	FUEL/OIL/GREASE		208.90
4500017352							3,900.00
4500017352	1	3/22/2022	103360	BLUE RABBIT TECHNOLOGIES LLC	TRAN CAR EQUIP-MECH		3,900.00

## PATCO Monthly List of Previously Approved Purchase Order Contracts - March 2022

4500017353						315.00
4500017353	1	3/22/2022	100258	KC ELECTRONIC DISTRIBUTORS INC	ELEC EQP/SUPP-NO CBL	315.00
4500017354						855.00
4500017354	1	3/22/2022	100655	GENERAL CHEMICAL AND SUPPLY	BLDGS/GRNDS- MAINT.	855.00
4500017355						108.22
4500017355	1	3/22/2022	100915	HILTI INC	HAND TOOLS	108.22
4500017356						363.24
4500017356	1	3/22/2022	102672	US ELECTRICAL SERVICES, INC.	JANITORIAL SUPPLIES	363.24
4500017357						3,589.41
4500017357	1	3/22/2022	100231	INDCO INC	JANITORIAL SUPPLIES	617.31
4500017357	2	3/22/2022	100231	INDCO INC	JANITORIAL SUPPLIES	442.50
4500017357	3	3/22/2022	100231	INDCO INC	RAGS, SHOP TOWELS	2,529.60
4500017358						251.00
4500017358	1	3/22/2022	100732	APPLIED INDUSTRIAL TECHNOLOGIES, IN	FUEL/OIL/GREASE	251.00
4500017362						2,516.90
4500017362	1	3/24/2022	100449	TEAM ONE REPAIR, INC.	FARE COLLECTION EQP	1,299.64
4500017362	2	3/24/2022	100449	TEAM ONE REPAIR, INC.	FARE COLLECTION EQP	1,217.26
4500017363						1,543.20
4500017363	1	3/24/2022	100449	TEAM ONE REPAIR, INC.	FARE COLLECTION EQP	1,543.20
4500017366						2,000.00
4500017366	1	3/24/2022	101369	REDY BATTERY	AUTO MAINT/RPR PRTS	2,000.00
4500017369						1,537.77
4500017369	1	3/24/2022	101191	TRISTATE INDUSTRIAL DISTRIBUTORS OF	ELEC EQP/SUPP-NO CBL	959.52
4500017369	2	3/24/2022	101191	TRISTATE INDUSTRIAL DISTRIBUTORS OF	HAND TOOLS	34.25
4500017369	3	3/24/2022	101191	TRISTATE INDUSTRIAL DISTRIBUTORS OF	EPOXY FORMULATIONS	375.00
4500017369	4	3/24/2022	101191	TRISTATE INDUSTRIAL DISTRIBUTORS OF	ELEC&SIG PARTS/MAINT	143.40
4500017369	5	3/24/2022	101191	TRISTATE INDUSTRIAL DISTRIBUTORS OF	HAND TOOLS	25.60
4500017370						176.20
4500017370	1	3/24/2022	101973	SUPREME SAFETY, INC	1ST AID & SAFETY EQP	66.40
4500017370	2	3/24/2022	101973	SUPREME SAFETY, INC	1ST AID & SAFETY EQP	75.00
4500017370	3	3/24/2022	101973	SUPREME SAFETY, INC	1ST AID & SAFETY EQP	34.80
4500017371						216.40
4500017371	1	3/24/2022	100979	M S C INDUSTRIAL SUPPLY CO. INC.	JANITORIAL SUPPLIES	216.40
4500017372						1,279.95
4500017372	1	3/24/2022	100445	T. FRANK MCCALL'S, INC.	JANITORIAL SUPPLIES	1,279.95
4500017379						327.00
4500017379	1	3/25/2022	100967	LAUREL LAWNMOWER SERVICE, INC	FUEL/OIL/GREASE	327.00
4500017381						250.40
4500017381	1	3/25/2022	102672	US ELECTRICAL SERVICES, INC.	ELEC EQP/SUPP-NO CBL	63.80
4500017381	2	3/25/2022	102672	US ELECTRICAL SERVICES, INC.	JANITORIAL SUPPLIES	186.60
4500017382						132.60
4500017382	1	3/25/2022	100818	COOPER ELECTRIC SUPPLY CO.	ELEC&SIG PARTS/MAINT	132.60
4500017383						1,019.16
4500017383	1	3/25/2022	100302	FELTON L. WALKER	HAND TOOLS	704.20
4500017383	2	3/25/2022	100302	FELTON L. WALKER	HAND TOOLS	201.96
4500017383	3	3/25/2022	100302	FELTON L. WALKER	HAND TOOLS	57.50
4500017383	4	3/25/2022	100302	FELTON L. WALKER	HAND TOOLS	55.50
4500017384						96.95
4500017384	1	3/25/2022	101067	TINA A LISTON-HORNER	ELECTRON COMPON/PRTS	5.60
4500017384	2	3/25/2022	101067	TINA A LISTON-HORNER	ELEC EQP/SUPP-NO CBL	91.35
4500017388						1,310.00
4500017388	1	3/29/2022	100828	CUBIC TRANSPORTATION SYSTEMS INC	FARE COLLECTION EQP	0.00
4500017388	2	3/29/2022	100828	CUBIC TRANSPORTATION SYSTEMS INC	FARE COLLECTION EQP	655.00
4500017388	3	3/29/2022	100828	CUBIC TRANSPORTATION SYSTEMS INC	FARE COLLECTION EQP	655.00
4500017391						8,000.00
4500017391	1	3/30/2022	100667	SNAP-ON INCORPORATED	TRAN CAR EQUIP-MECH	4,000.00
4500017391	2	3/30/2022	100667	SNAP-ON INCORPORATED	TRAN CAR EQUIP-MECH	4,000.00
4500017392						430.00
4500017392	1	3/31/2022	100231	INDCO INC	HARDWARE & RELATED	27.00
4500017392	3	3/31/2022	100231	INDCO INC	ELEC EQP/SUPP-NO CBL	124.50
4500017392	4	3/31/2022	100231	INDCO INC	PAPER/PLAS-DISPOSE	248.00
4500017392	5	3/31/2022	100231	INDCO INC	JANITORIAL SUPPLIES	30.50
4500017393						564.33
4500017393	1	3/31/2022	102708	CARR'S HARDWARE	FASTENERS	53.75

## PATCO Monthly List of Previously Approved Purchase Order Contracts - March 2022

4500017393	2	3/31/2022	102708	CARR'S HARDWARE	HAND TOOLS	23.75
4500017393	3	3/31/2022	102708	CARR'S HARDWARE	HAND TOOLS	144.95
4500017393	4	3/31/2022	102708	CARR'S HARDWARE	HAND TOOLS	71.88
4500017393	5	3/31/2022	102708	CARR'S HARDWARE	ELEC&SIG PARTS/MAINT	270.00
<b>4500017395</b>						<b>63.48</b>
4500017395	1	3/31/2022	101125	SHERWIN WILLIAMS	PAINT-COATINGS, ETC	63.48
<b>4500017396</b>						<b>169.97</b>
4500017396	1	3/31/2022	100755	BDF CHEMICAL CO INC	FASTENERS	35.00
4500017396	2	3/31/2022	100755	BDF CHEMICAL CO INC	FASTENERS	56.97
4500017396	3	3/31/2022	100755	BDF CHEMICAL CO INC	FASTENERS	78.00
<b>4500017397</b>						<b>321.00</b>
4500017397	1	3/31/2022	100191	GKY INDUSTRIES	FASTENERS	209.00
4500017397	2	3/31/2022	100191	GKY INDUSTRIES	FASTENERS	112.00
<b>4500017398</b>						<b>14,925.00</b>
4500017398	1	3/31/2022	102114	ROOT 24 HOURS PLUMBING,INC.	PLUMBING EQP & SUPP	2,775.00
4500017398	2	3/31/2022	102114	ROOT 24 HOURS PLUMBING,INC.	PLUMBING EQP & SUPP	2,775.00
4500017398	3	3/31/2022	102114	ROOT 24 HOURS PLUMBING,INC.	PLUMBING EQP & SUPP	2,775.00
4500017398	4	3/31/2022	102114	ROOT 24 HOURS PLUMBING,INC.	PLUMBING EQP & SUPP	2,775.00
4500017398	5	3/31/2022	102114	ROOT 24 HOURS PLUMBING,INC.	PLUMBING EQP & SUPP	300.00
4500017398	6	3/31/2022	102114	ROOT 24 HOURS PLUMBING,INC.	PLUMBING EQP & SUPP	750.00
4500017398	7	3/31/2022	102114	ROOT 24 HOURS PLUMBING,INC.	PLUMBING EQP & SUPP	2,775.00

# **BALANCE SHEET**

**PORT AUTHORITY TRANSIT CORPORATION**

**BALANCE SHEET**

**January 31, 2022**

**PRELIMINARY / UNAUDITED**

**ASSETS**

	<u><b>December 31, 2021</b></u>	<u><b>January 31, 2022</b></u>
Cash (Includes \$107,197 in Station Escrow Funds)	1,577,096	741,214
Investments (Note 1)	2,805,806	2,805,830
Accounts Receivable	3,974,368	3,232,196
Inventory at lower of cost (first-in, first-out) or market	6,915,132	6,795,223
Prepaid Expenses	1,431,484	1,522,868
	<u>16,703,886</u>	<u>15,097,330</u>

**LIABILITIES AND EQUITY**

Liabilities:

Accounts Payable:		
Trade	4,283,232	2,540,733
Delaware River Port Authority (Note 2)	293,706,000	294,216,163
Accrued Liabilities:		
Reserve for Other Post Employment Benefits (Note 4)	20,416,370	20,416,370
Deferred Revenue (Note 5)	6,880,351	6,915,785
Wages	413,705	643,296
Pension and Other	301,947	239,725
Sick Leave Benefits	233,350	233,350
Reserve for Unused Vacation	774,141	774,141
Reserve for contingent liabilities (Note 3)	3,635,163	3,651,784
	<u>330,644,260</u>	<u>329,631,347</u>

Equity:

Advances from Delaware River Port Authority	599,769,203	603,755,510
Deficit	<u>(913,709,577)</u>	<u>(918,289,526)</u>
	<u>16,703,886</u>	<u>15,097,330</u>

**PORT AUTHORITY TRANSIT CORPORATION**  
(A Wholly Owned Subsidiary Of Delaware River Port Authority)  
**STATEMENT OF REVENUES AND EXPENSES AND DEFICIT**  
**FOR THE PERIOD INDICATED**  
**PRELIMINARY / UNAUDITED**

	Year to date ended	Month ended
	January 31, 2022	January 31, 2022
Operating Revenues:		
Passenger fares	645,271	645,271
Passenger parking	13,642	13,642
Passenger - other	4,542	4,542
Advertising	5,936	5,936
Telecommunications Rental Income	22,509	22,509
Miscellaneous	5,070	5,070
Interest Income From Investments	24	24
	<u>\$696,995</u>	<u>\$696,995</u>
Operating Expenses:		
Maintenance of Way and Power	1,254,836	1,254,836
Maintenance of Equipment	645,033	645,033
Purchased Power	455,923	455,923
Transportation	1,513,419	1,513,419
General Insurance	150,701	150,701
Superintendence and General Office	746,868	746,868
	<u>4,766,780</u>	<u>4,766,780</u>
Rent of Rapid Transit System Facilities (Note 2)	510,163	510,163
Other Post Employment Benefits Accrual (Note 4)	-	-
	<u>\$5,276,943</u>	<u>\$5,276,943</u>
Net Income (loss)	<u>(\$4,579,949)</u>	<u>(\$4,579,948)</u>
Deficit, December 31, 2021	<u>(\$913,709,577)</u>	
Deficit, January 31, 2022	<u>(\$918,289,526)</u>	

See Notes To Financial Statements

**PORT AUTHORITY TRANSIT CORPORATION**  
(A Wholly Owned Subsidiary of the Delaware River Port Authority)  
**January 31, 2022**

**NOTES TO FINANCIAL STATEMENTS**

1. Investments:

The Corporation has set aside \$2,805,829 to partially fund its liability for self-insurance with the following limits:

- (a) Totally self-insured for Voluntary Workers Compensation.
- (b) Comprehensive General Liability from the first dollar to \$5,000,000 per occurrence.

2. Rent of transit system facilities:

All rapid transit system facilities used by the Corporation are leased from the Delaware River Port Authority, under terms of an agreement dated April 18, 1969 and amended June 3, 1974. The lease requires the Corporation to operate and maintain the Locust-Lindenwold line.

The terms of the amended agreement, which was made retroactive to January 1, 1974, and which is to continue from year to year, provide that the Corporation pay a minimum annual rental of \$6,122,000, which approximates the sum of the annual interest expense to the Delaware River Port Authority for that portion of its indebtedness attributable to the construction and equipping of the leased facilities plus the provision for depreciation of the rapid transit facilities as recorded by the Authority. In addition, the lease requires the Corporation to pay to the Authority any net earnings from operations for the Locust-Lindenwold line less a reasonable amount to be retained for working capital and operating reserves.

The rent is payable semi-annually on June 30 and December 31. The Corporation is in default of this agreement as payments totaling \$294,216,163 from January 1, 1974 through January 31, 2022 have not been made to the Authority.

3. Reserves for Contingent Liabilities:

Pursuant to a policy of self-insurance, the Corporation has reserved \$ 504,152 for Comprehensive General Liability and \$3,147,631 for Workers' Compensation.

4. Other Post-Employment Benefits:

The Government Accounting Standards Board (GASB) has issued Statement No. 45, "Accounting and Financial Reporting by Employers for Post-Employment Benefits Other than Pensions (OPEB)," which addresses the accountability and disclosure of the costs and obligations, that are associated with post-employment health care and other non-pension benefits to current and future retirees, by governmental entities. Pursuant to this requirement, the Corporation adopted its reporting requirements during the 2007 fiscal year. The OPEB accrual, in recognition of the costs and obligations associated with post-employment health care, represents an actuarial determined amount upon an unfunded assumption under a 30-year amortization period at a discount rate of 5%.

5. Deferred Revenue:

Deferred revenue consists of the prepayment of fares related to the unearned values on passengers' smart cards for unused trips.